

Sunridge

RASHID YACHTS & MARINA

FLOOR PLANS

EMAAR

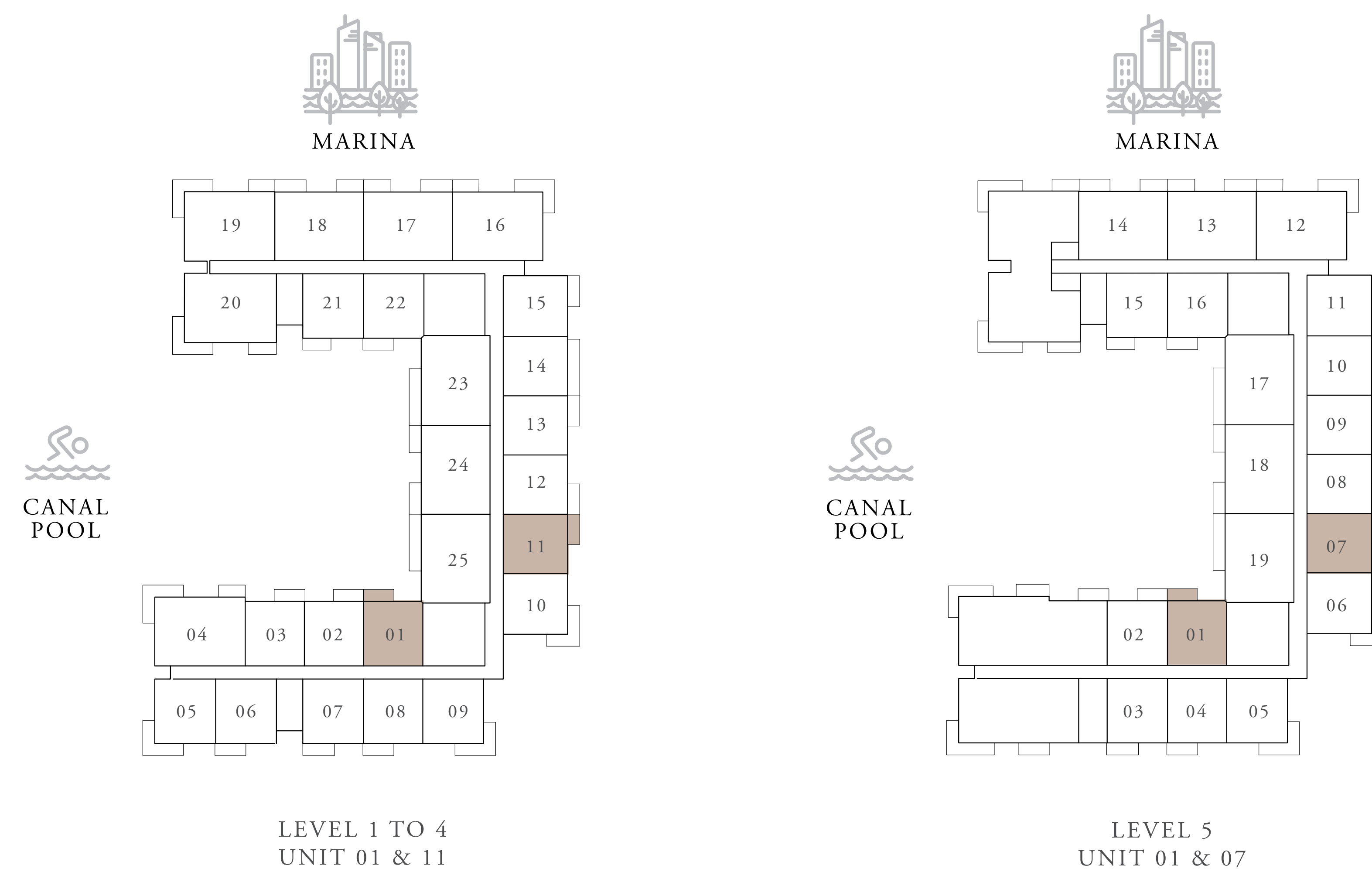
Sunridge

RASHID YACHTS & MARINA

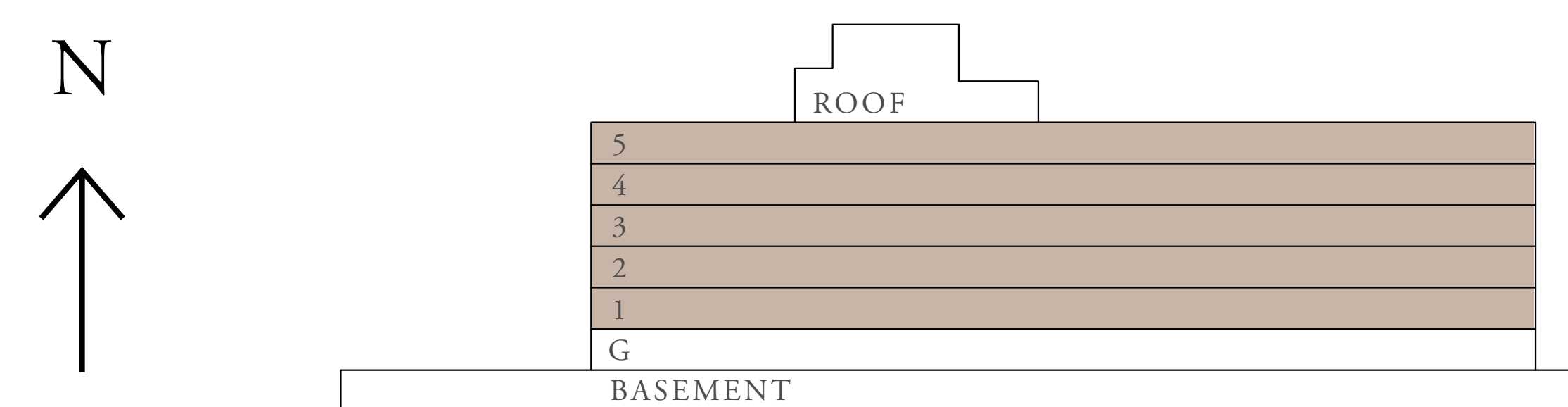
1 BEDROOM TYPE 1A

| | | |
|--------------|--|---------------|
| UNITS | 101, 111, 201, 211, 301, 311, 401, 411, 501 & 507 | |
| SUITE AREA | 65.48 SQ.M. | 704.82 SQ.FT. |
| BALCONY AREA | 6.27 SQ.M. | 67.49 SQ.FT. |
| TOTAL AREA | 71.75 SQ.M. | 772.31 SQ.FT. |

KEY PLANS



KEY SECTION



FLOOR PLAN 1. All dimensions are in imperial and metric, and measured from finish to finish excluding construction tolerances. 2. All materials, dimensions, and drawings are approximate only. 3. Information is subject to change without notice, at developer's absolute discretion. 4. Actual area may vary from the stated area. 5. Drawings not to scale. 6. All images used are for illustrative purposes only and do not represent the actual size, features, specifications, fittings, and furnishings. 7. The developer reserves the right to make revisions / alterations, at its absolute discretion, without any liability whatsoever.

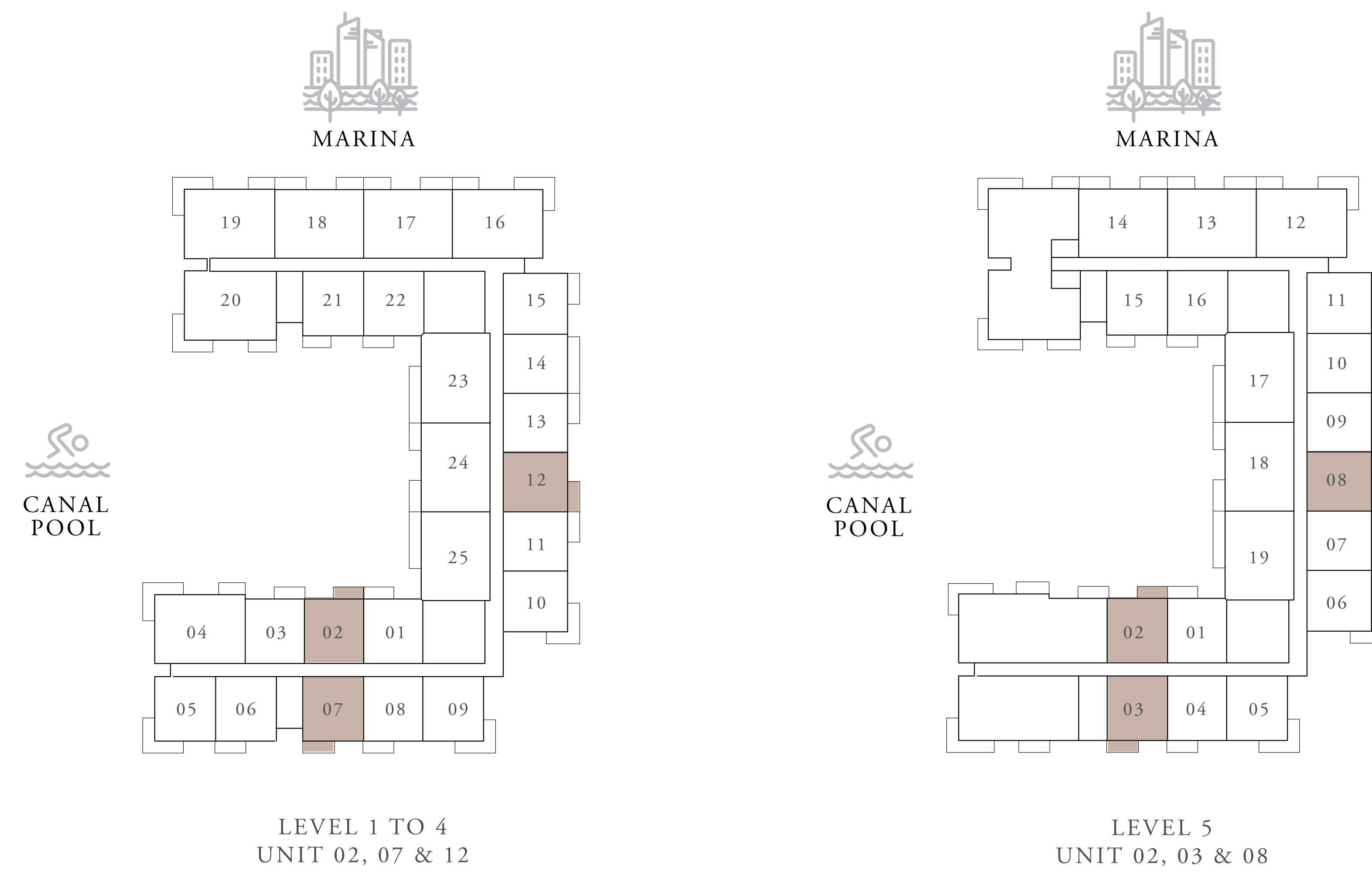
Sunridge

RASHID YACHTS & MARINA

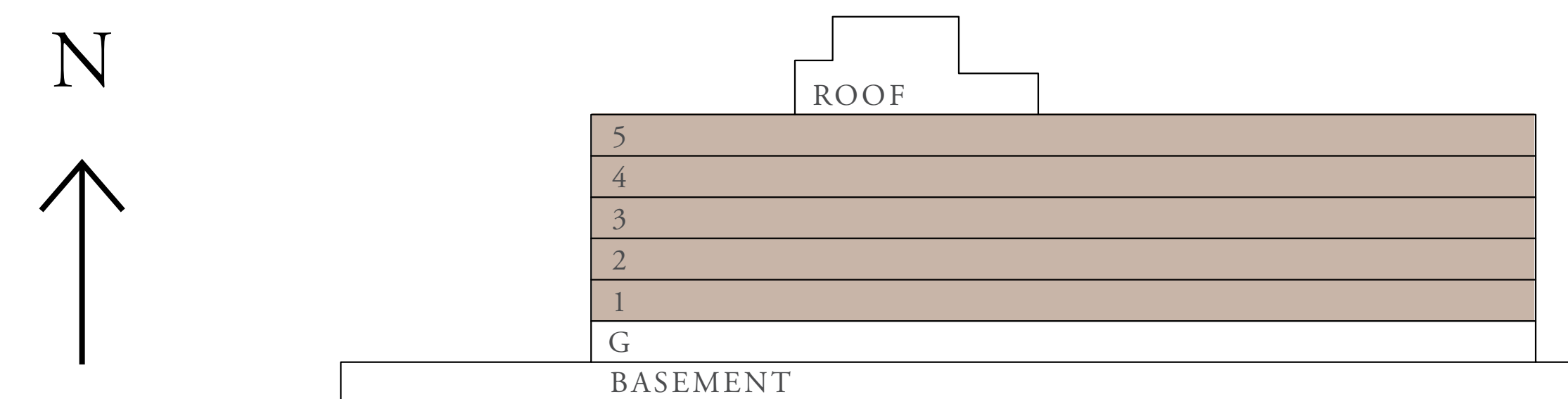
1 BEDROOM TYPE 1B

| | | |
|--------------|---|---------------|
| UNITS | 102, 107 112, 202, 207, 212, 302, 307, 312, 402, 407, 412, 502, 503 & 508 | |
| SUITE AREA | 65.48 SQ.M. | 704.82 SQ.FT. |
| BALCONY AREA | 6.27 SQ.M. | 67.49 SQ.FT. |
| TOTAL AREA | 71.75 SQ.M. | 772.31 SQ.FT. |

KEY PLANS



KEY SECTION



FLOOR PLAN 1. All dimensions are in imperial and metric, and measured from finish to finish excluding construction tolerances. 2. All materials, dimensions, and drawings are approximate only. 3. Information is subject to change without notice, at developer's absolute discretion. 4. Actual area may vary from the stated area. 5. Drawings not to scale. 6. All images used are for illustrative purposes only and do not represent the actual size, features, specifications, fittings, and furnishings. 7. The developer reserves the right to make revisions / alterations, at its absolute discretion, without any liability whatsoever.

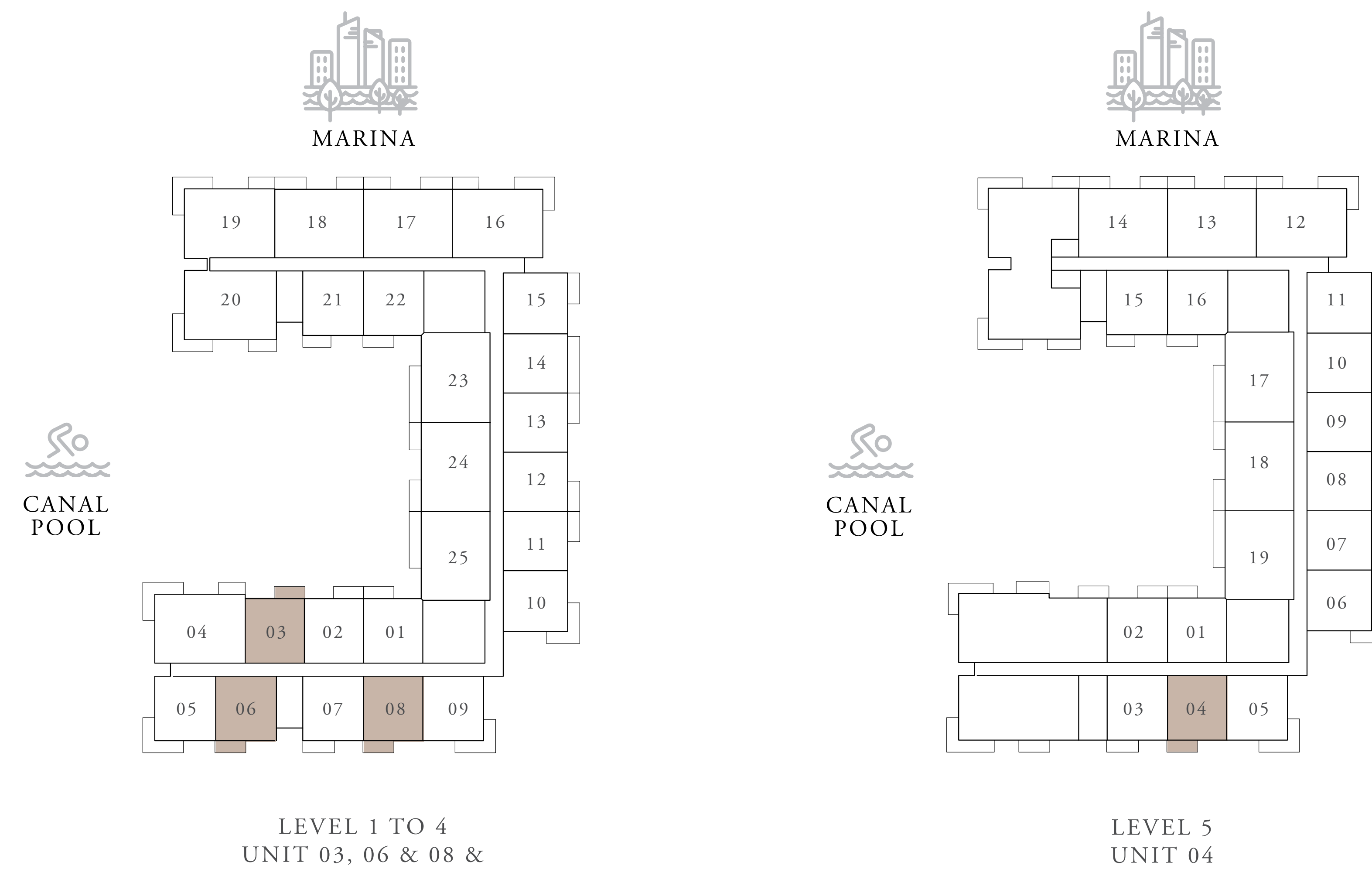
Sunridge

RASHID YACHTS & MARINA

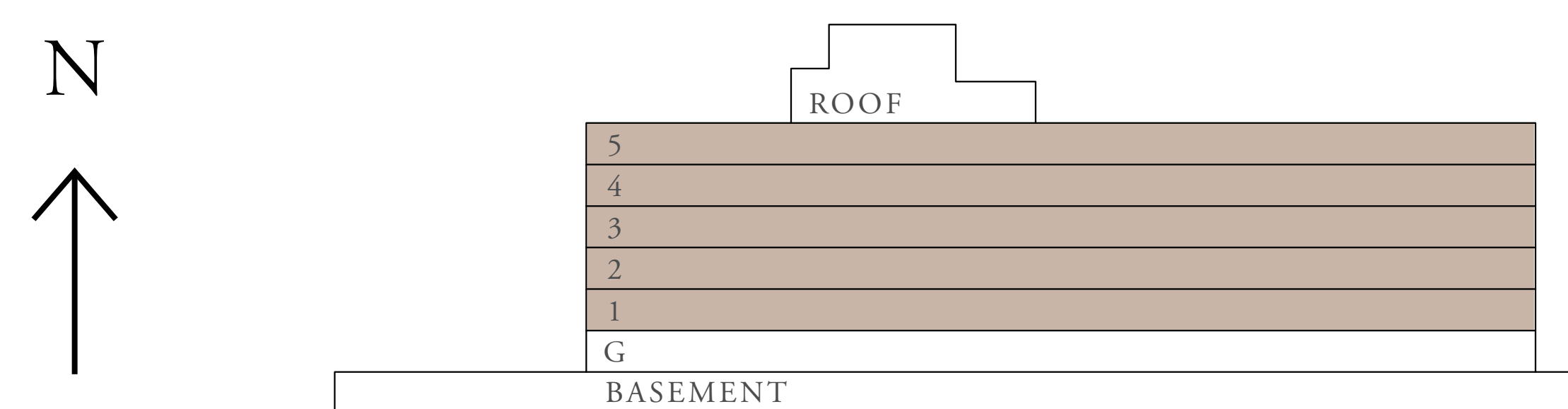
1 BEDROOM TYPE 1B

| | | |
|--------------|--|---------------|
| UNITS | 103, 106, 108, 203, 206, 208, 303, 306, 308, 403, 406, 408 & 504 | |
| SUITE AREA | 65.48 SQ.M. | 704.82 SQ.FT. |
| BALCONY AREA | 5.99 SQ.M. | 64.48 SQ.FT. |
| TOTAL AREA | 71.47 SQ.M. | 769.30 SQ.FT. |

KEY PLANS



KEY SECTION



FLOOR PLAN 1. All dimensions are in imperial and metric, and measured from finish to finish excluding construction tolerances. 2. All materials, dimensions, and drawings are approximate only. 3. Information is subject to change without notice, at developer's absolute discretion. 4. Actual area may vary from the stated area. 5. Drawings not to scale. 6. All images used are for illustrative purposes only and do not represent the actual size, features, specifications, fittings, and furnishings. 7. The developer reserves the right to make revisions / alterations, at its absolute discretion, without any liability whatsoever.

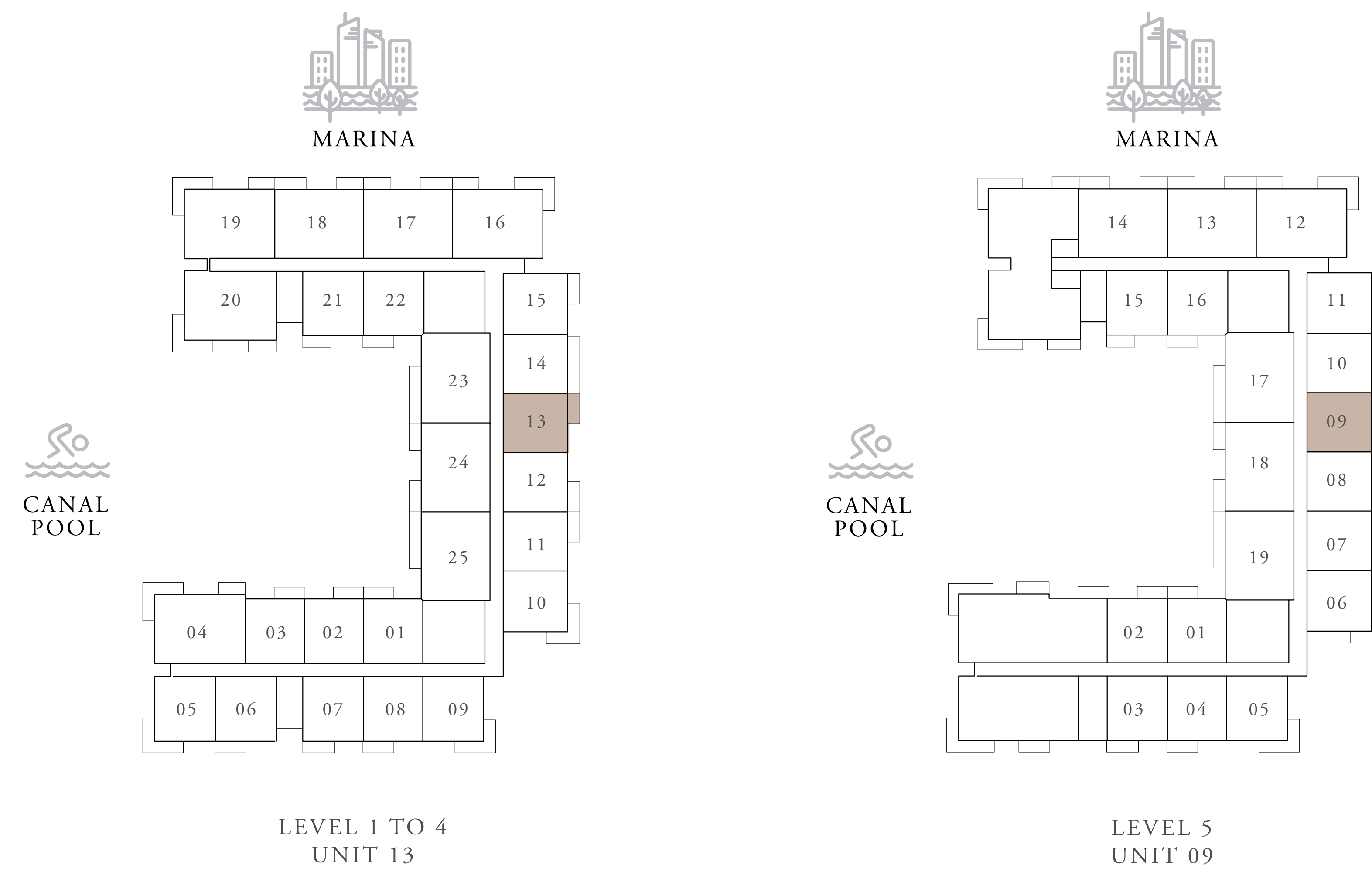
Sunridge

RASHID YACHTS & MARINA

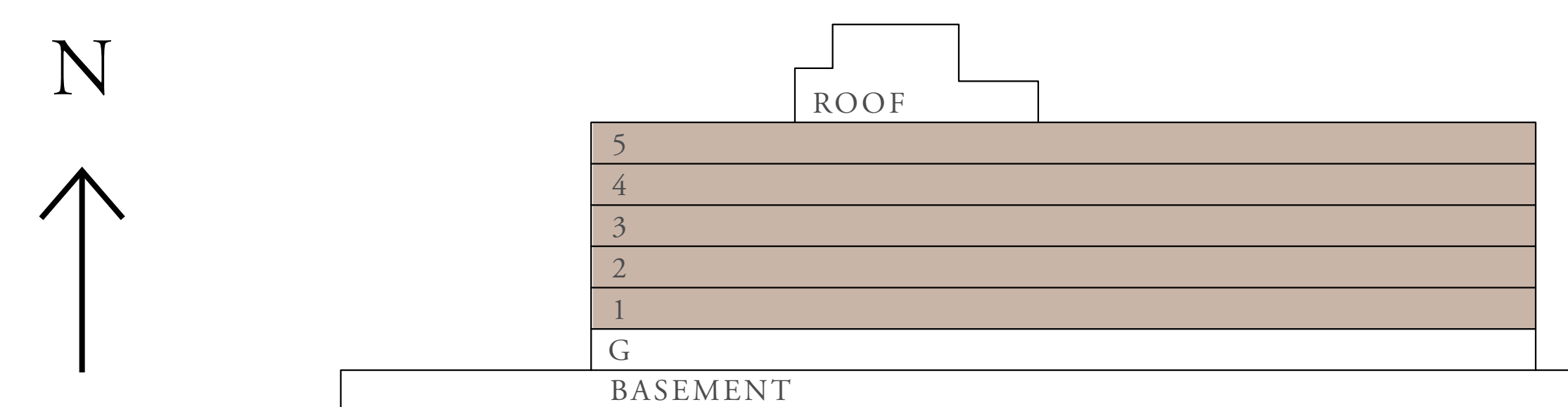
1 BEDROOM TYPE 2A

| | | |
|--------------|--------------------------|---------------|
| UNITS | 113, 213, 313, 413 & 509 | |
| SUITE AREA | 65.48 SQ.M. | 704.82 SQ.FT. |
| BALCONY AREA | 6.27 SQ.M. | 67.49 SQ.FT. |
| TOTAL AREA | 71.75 SQ.M. | 772.31 SQ.FT. |

KEY PLANS



KEY SECTION



FLOOR PLAN 1. All dimensions are in imperial and metric, and measured from finish to finish excluding construction tolerances. 2. All materials, dimensions, and drawings are approximate only. 3. Information is subject to change without notice, at developer's absolute discretion. 4. Actual area may vary from the stated area. 5. Drawings not to scale. 6. All images used are for illustrative purposes only and do not represent the actual size, features, specifications, fittings, and furnishings. 7. The developer reserves the right to make revisions / alterations, at its absolute discretion, without any liability whatsoever.

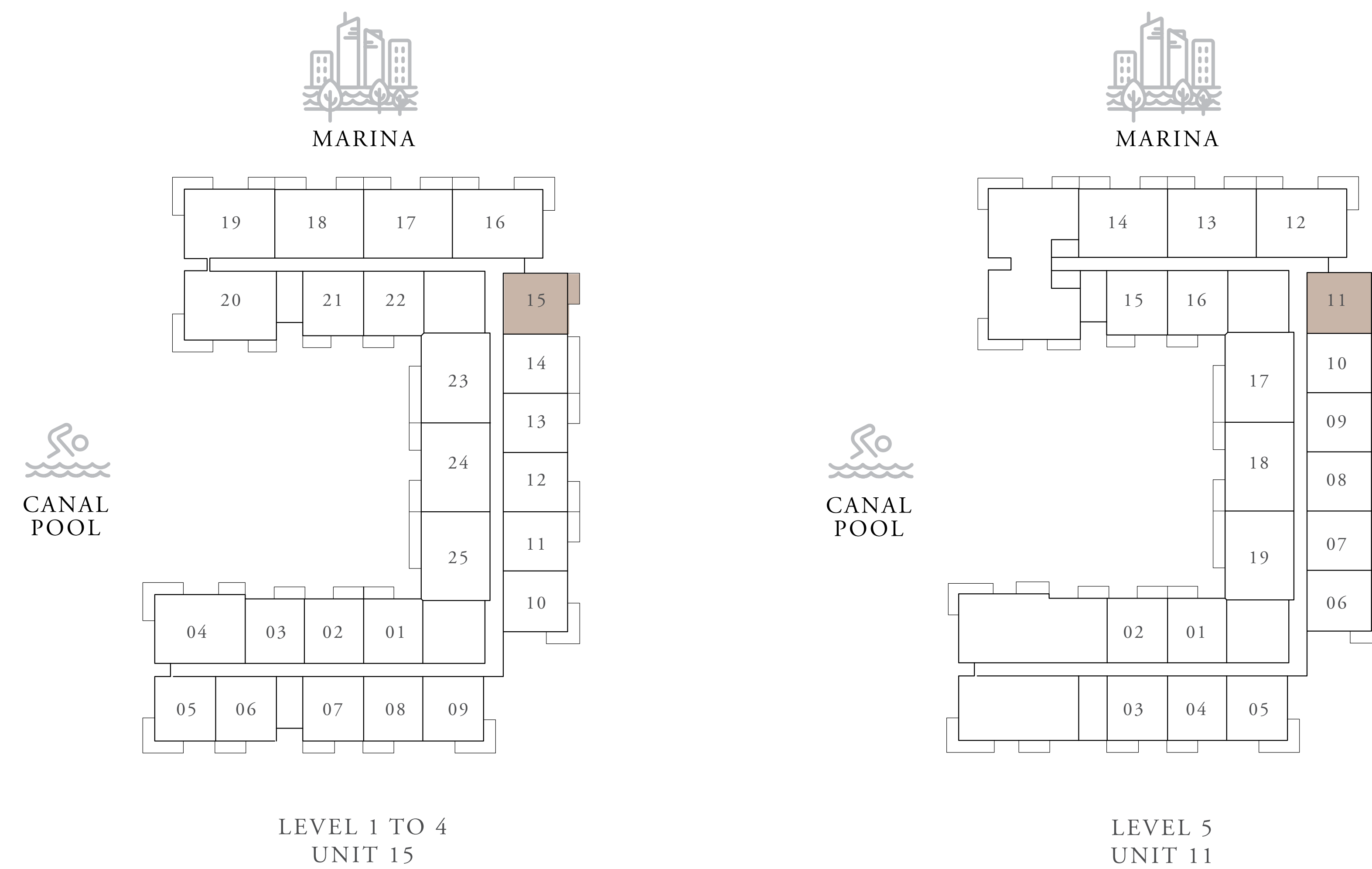
Sunridge

RASHID YACHTS & MARINA

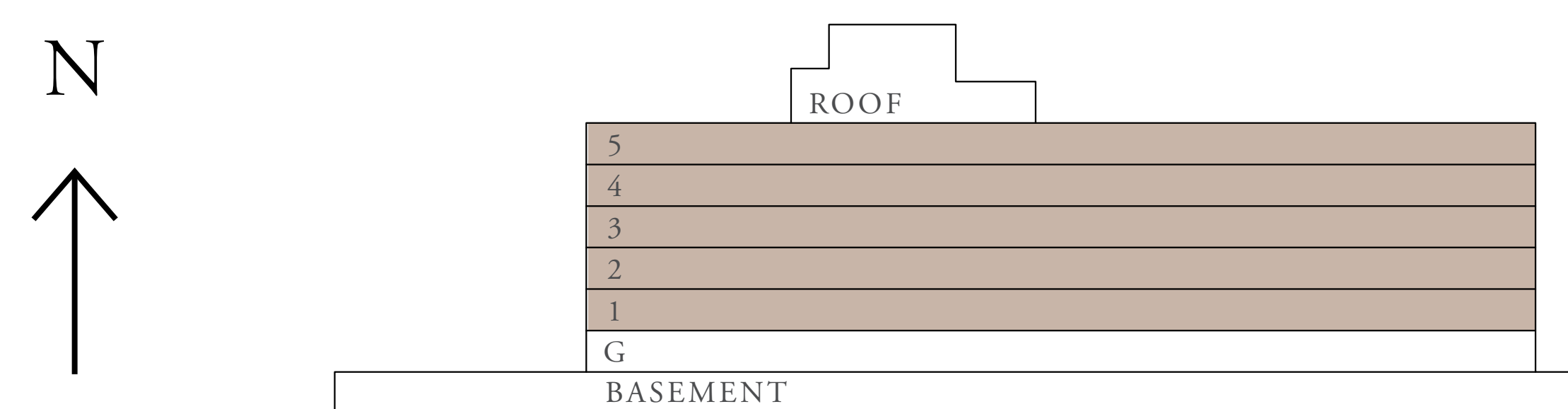
1 BEDROOM TYPE 2A

| | | |
|--------------|--------------------------|---------------|
| UNITS | 115, 215, 315, 415 & 511 | |
| SUITE AREA | 65.43 SQ.M. | 704.28 SQ.FT. |
| BALCONY AREA | 5.63 SQ.M. | 60.60 SQ.FT. |
| TOTAL AREA | 71.06 SQ.M. | 764.88 SQ.FT. |

KEY PLANS



KEY SECTION



FLOOR PLAN 1. All dimensions are in imperial and metric, and measured from finish to finish excluding construction tolerances. 2. All materials, dimensions, and drawings are approximate only. 3. Information is subject to change without notice, at developer's absolute discretion. 4. Actual area may vary from the stated area. 5. Drawings not to scale. 6. All images used are for illustrative purposes only and do not represent the actual size, features, specifications, fittings, and furnishings. 7. The developer reserves the right to make revisions / alterations, at its absolute discretion, without any liability whatsoever.

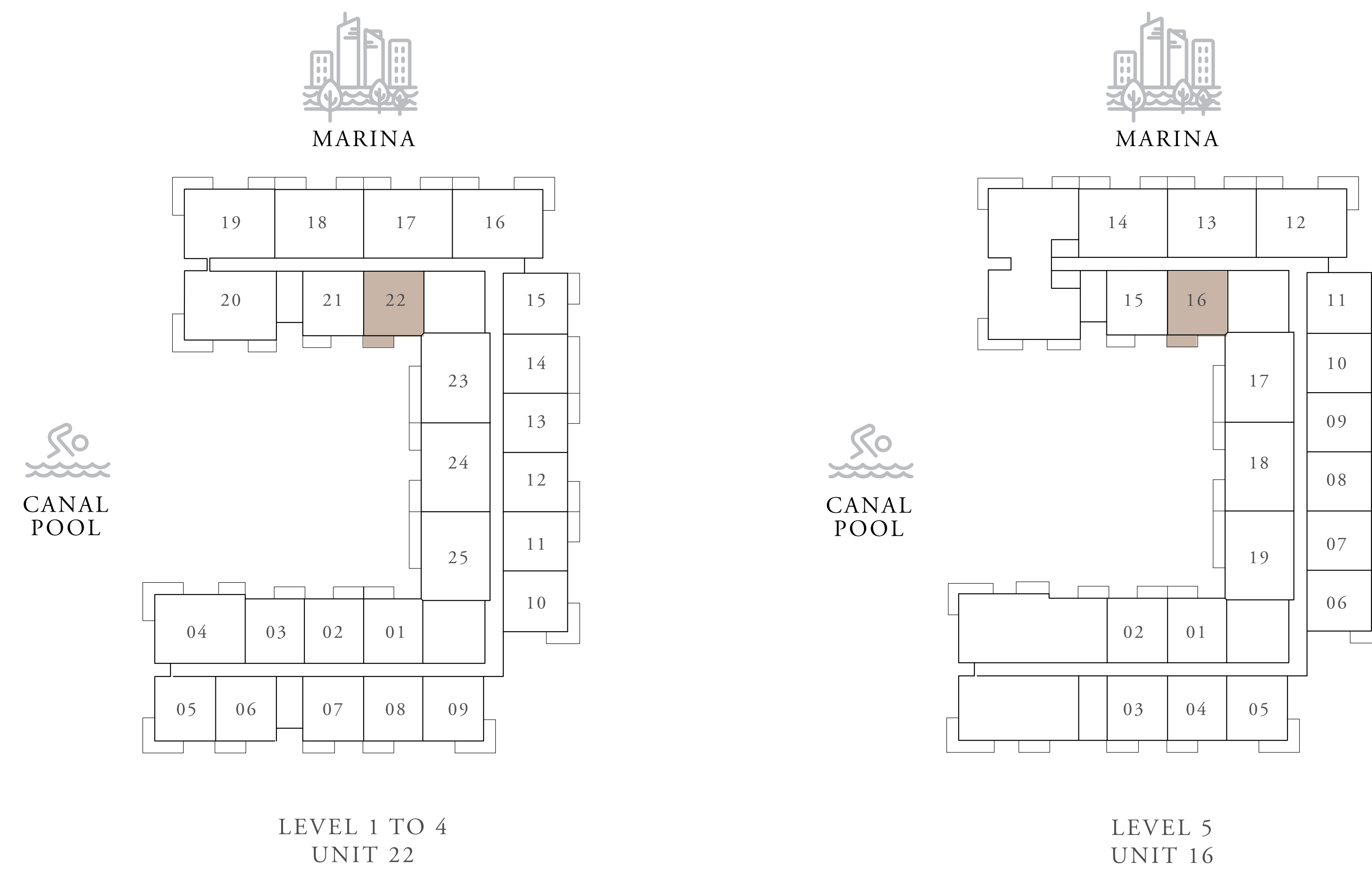
Sunridge

RASHID YACHTS & MARINA

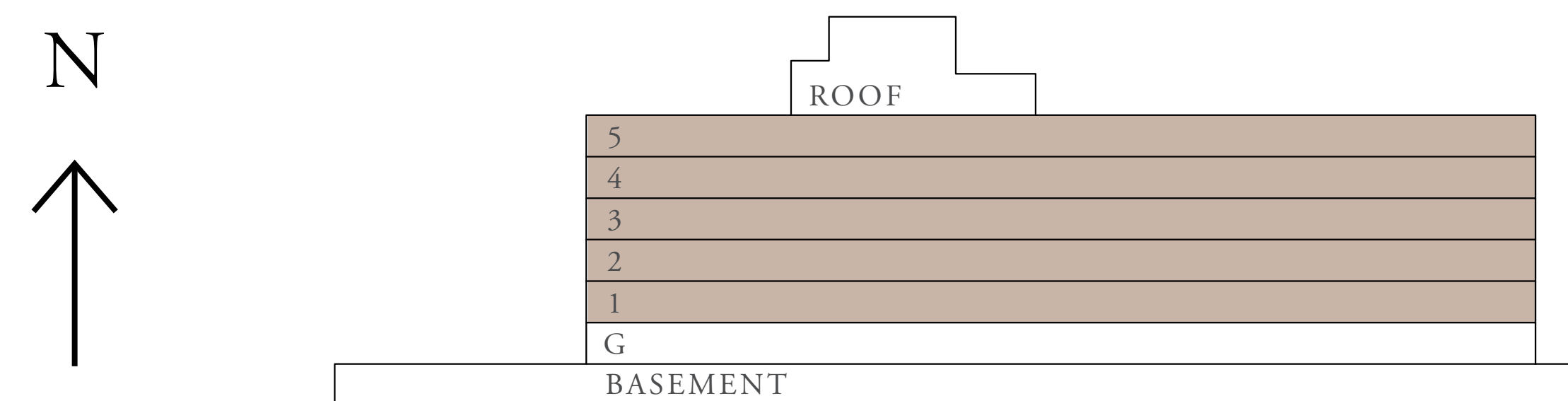
1 BEDROOM TYPE 2B

| | | |
|--------------|--------------------------|---------------|
| UNITS | 122, 222, 322, 422 & 516 | |
| SUITE AREA | 65.48 SQ.M. | 704.82 SQ.FT. |
| BALCONY AREA | 5.99 SQ.M. | 64.48 SQ.FT. |
| TOTAL AREA | 71.47 SQ.M. | 769.30 SQ.FT. |

KEY PLANS



KEY SECTION



FLOOR PLAN 1. All dimensions are in imperial and metric, and measured from finish to finish excluding construction tolerances. 2. All materials, dimensions, and drawings are approximate only. 3. Information is subject to change without notice, at developer's absolute discretion. 4. Actual area may vary from the stated area. 5. Drawings not to scale. 6. All images used are for illustrative purposes only and do not represent the actual size, features, specifications, fittings, and furnishings. 7. The developer reserves the right to make revisions / alterations, at its absolute discretion, without any liability whatsoever.

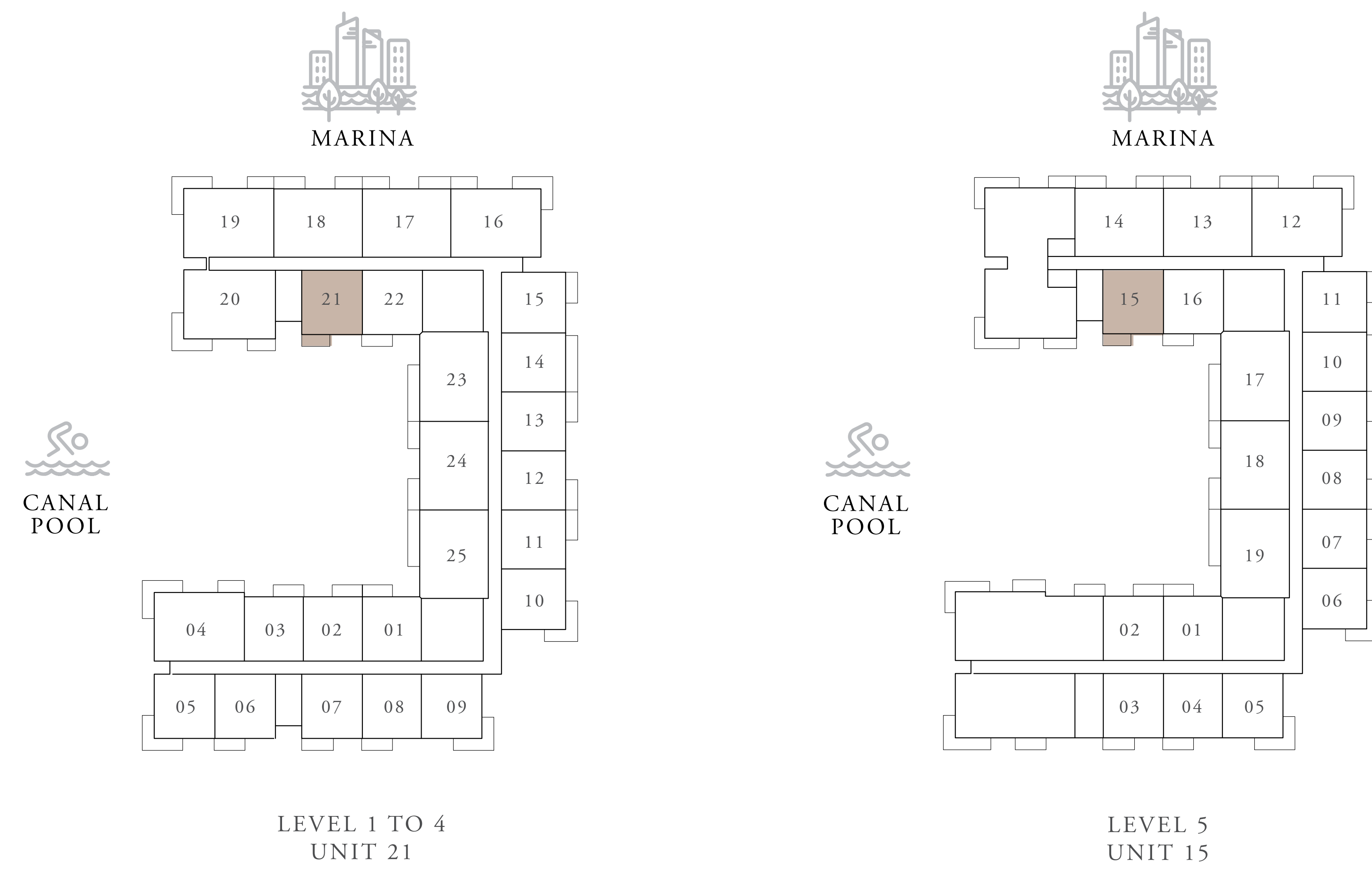
Sunridge

RASHID YACHTS & MARINA

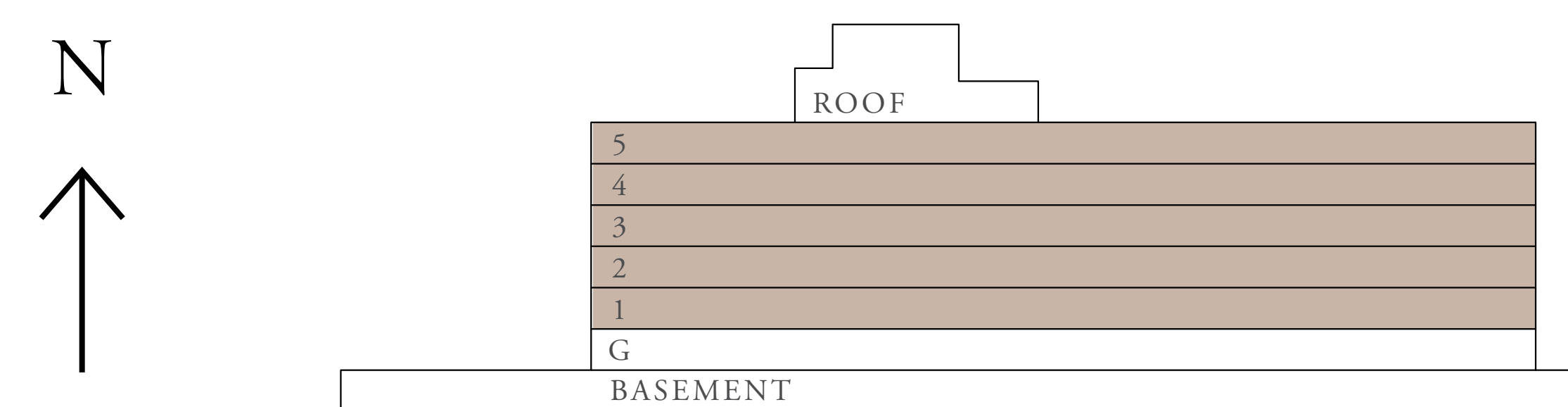
1 BEDROOM TYPE 2C

| | | |
|--------------|--------------------------|---------------|
| UNITS | 121, 221, 321, 421 & 515 | |
| SUITE AREA | 65.52 SQ.M. | 705.25 SQ.FT. |
| BALCONY AREA | 5.58 SQ.M. | 60.06 SQ.FT. |
| TOTAL AREA | 71.10 SQ.M. | 765.31 SQ.FT. |

KEY PLANS



KEY SECTION



FLOOR PLAN 1. All dimensions are in imperial and metric, and measured from finish to finish excluding construction tolerances. 2. All materials, dimensions, and drawings are approximate only. 3. Information is subject to change without notice, at developer's absolute discretion. 4. Actual area may vary from the stated area. 5. Drawings not to scale. 6. All images used are for illustrative purposes only and do not represent the actual size, features, specifications, fittings, and furnishings. 7. The developer reserves the right to make revisions / alterations, at its absolute discretion, without any liability whatsoever.

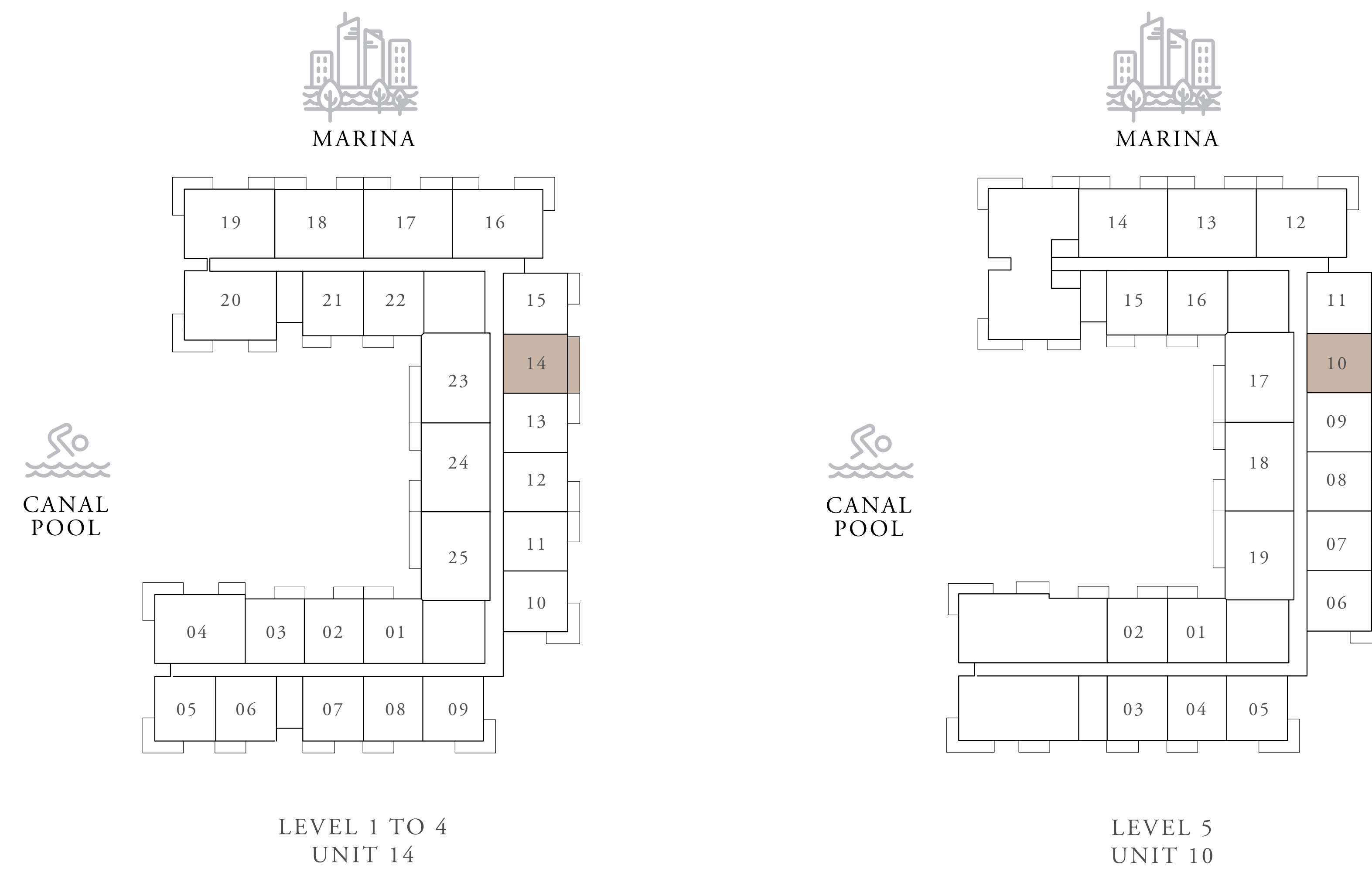
Sunridge

RASHID YACHTS & MARINA

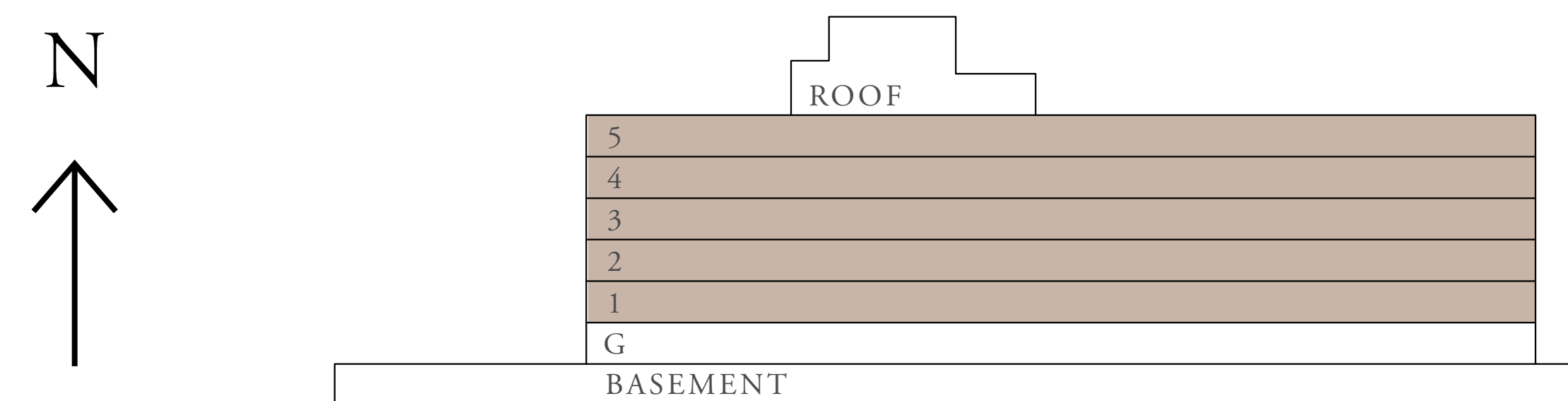
1 BEDROOM TYPE 2D

| | | |
|--------------|--------------------------|---------------|
| UNITS | 114, 214, 314, 414 & 510 | |
| SUITE AREA | 65.58 SQ.M. | 705.90 SQ.FT. |
| BALCONY AREA | 11.90 SQ.M. | 128.09 SQ.FT. |
| TOTAL AREA | 77.48 SQ.M. | 833.99 SQ.FT. |

KEY PLANS



KEY SECTION



FLOOR PLAN 1. All dimensions are in imperial and metric, and measured from finish to finish excluding construction tolerances. 2. All materials, dimensions, and drawings are approximate only. 3. Information is subject to change without notice, at developer's absolute discretion. 4. Actual area may vary from the stated area. 5. Drawings not to scale. 6. All images used are for illustrative purposes only and do not represent the actual size, features, specifications, fittings, and furnishings. 7. The developer reserves the right to make revisions / alterations, at its absolute discretion, without any liability whatsoever.

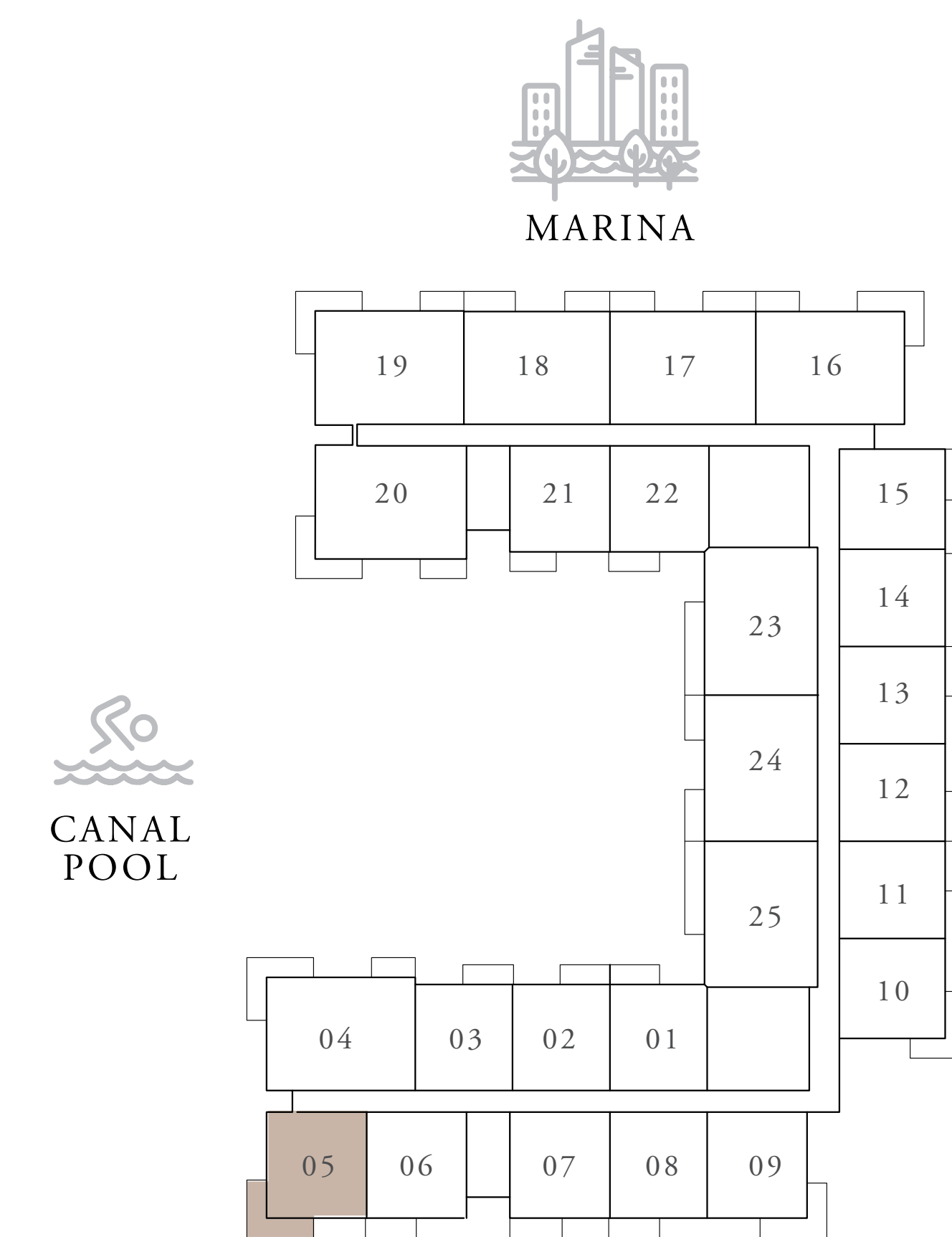
Sunridge

RASHID YACHTS & MARINA

1 BEDROOM TYPE 3A

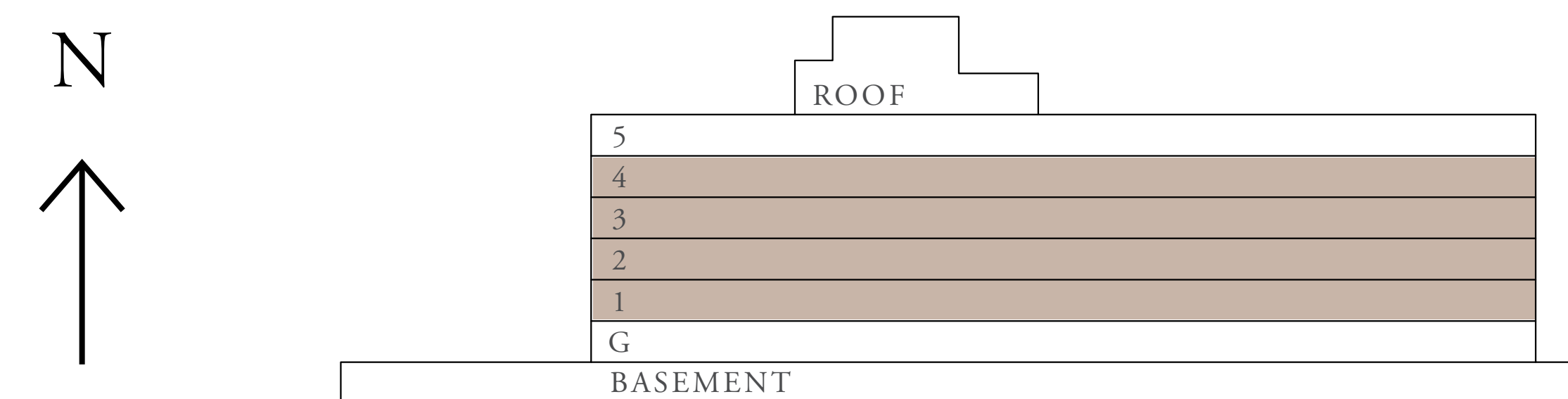
| | | |
|--------------|----------------------|---------------|
| UNITS | 105, 205, 305, & 405 | |
| SUITE AREA | 65.47 SQ.M. | 704.71 SQ.FT. |
| BALCONY AREA | 12.43 SQ.M. | 133.80 SQ.FT. |
| TOTAL AREA | 77.90 SQ.M. | 838.51 SQ.FT. |

KEY PLANS



LEVEL 1 TO 4
UNIT 05

KEY SECTION



FLOOR PLAN 1. All dimensions are in imperial and metric, and measured from finish to finish excluding construction tolerances. 2. All materials, dimensions, and drawings are approximate only. 3. Information is subject to change without notice, at developer's absolute discretion. 4. Actual area may vary from the stated area. 5. Drawings not to scale. 6. All images used are for illustrative purposes only and do not represent the actual size, features, specifications, fittings, and furnishings. 7. The developer reserves the right to make revisions / alterations, at its absolute discretion, without any liability whatsoever.

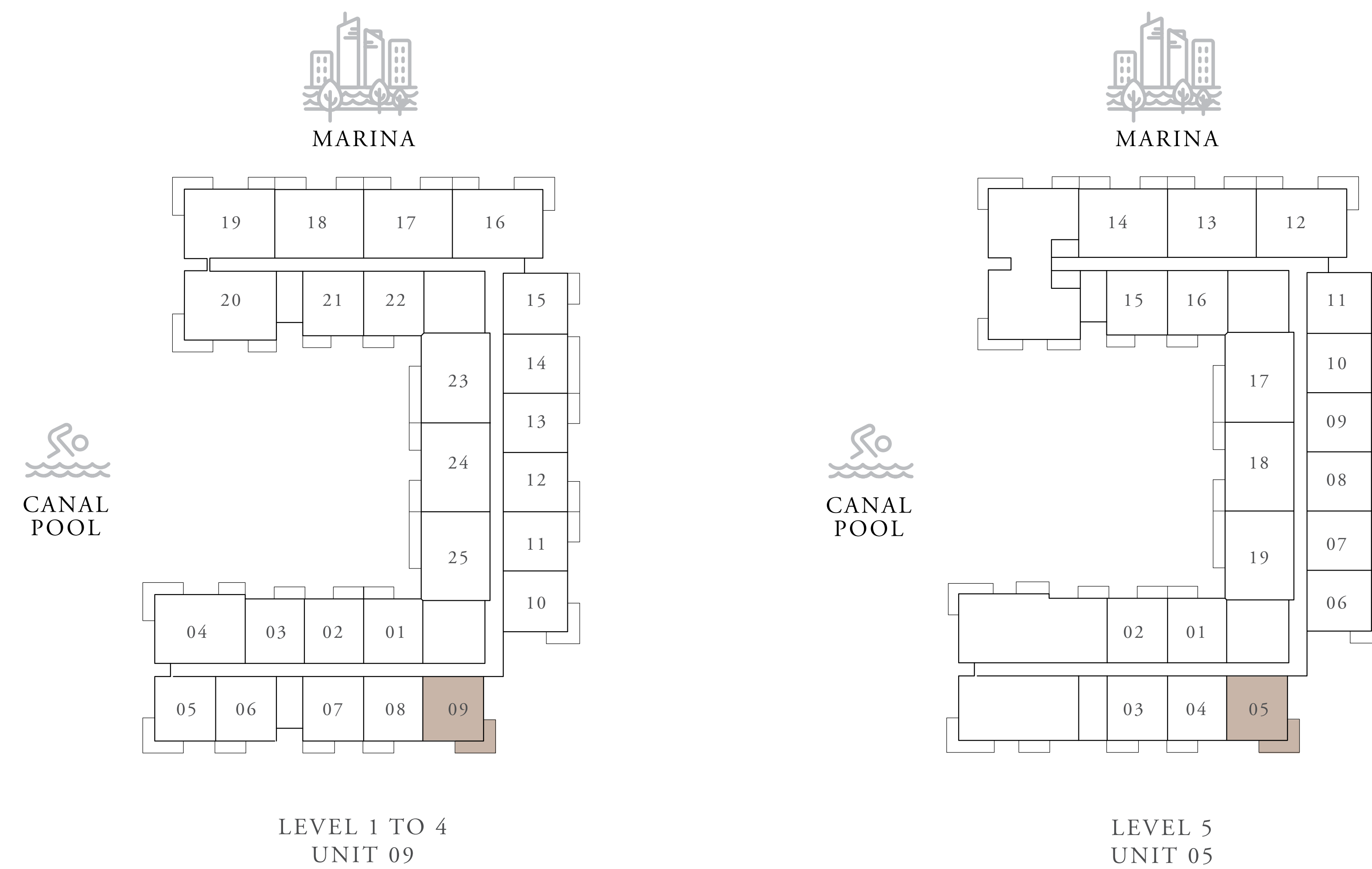
Sunridge

RASHID YACHTS & MARINA

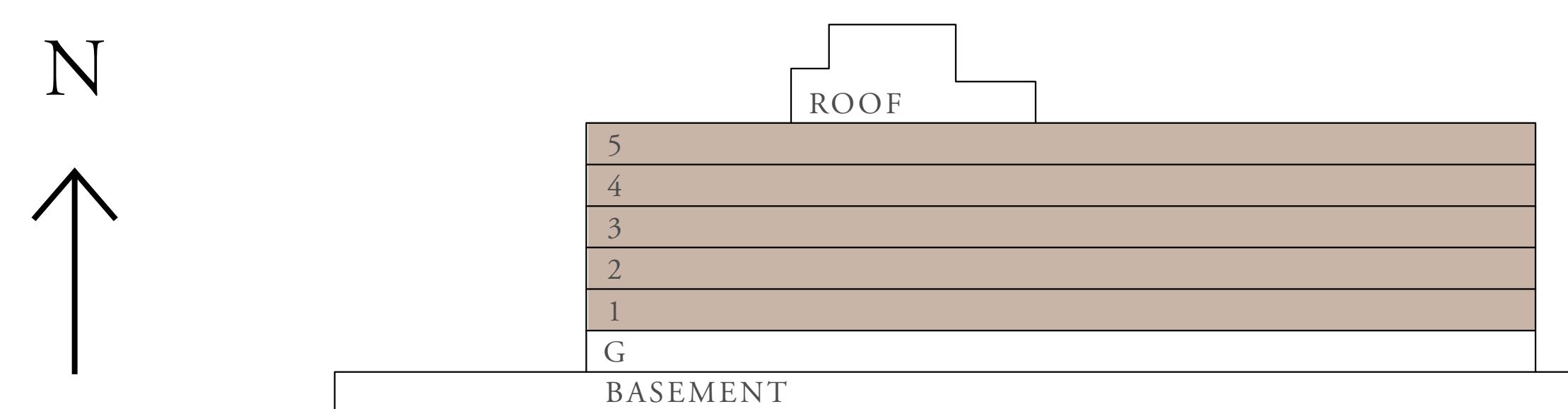
1 BEDROOM TYPE 3B

| | | |
|--------------|--------------------------|---------------|
| UNITS | 109, 209, 309, 409 & 505 | |
| SUITE AREA | 65.48 SQ.M. | 704.82 SQ.FT. |
| BALCONY AREA | 11.99 SQ.M. | 129.06 SQ.FT. |
| TOTAL AREA | 77.47 SQ.M. | 833.88 SQ.FT. |

KEY PLANS



KEY SECTION



FLOOR PLAN 1. All dimensions are in imperial and metric, and measured from finish to finish excluding construction tolerances. 2. All materials, dimensions, and drawings are approximate only. 3. Information is subject to change without notice, at developer's absolute discretion. 4. Actual area may vary from the stated area. 5. Drawings not to scale. 6. All images used are for illustrative purposes only and do not represent the actual size, features, specifications, fittings, and furnishings. 7. The developer reserves the right to make revisions / alterations, at it's absolute discretion, without any liability whatsoever.

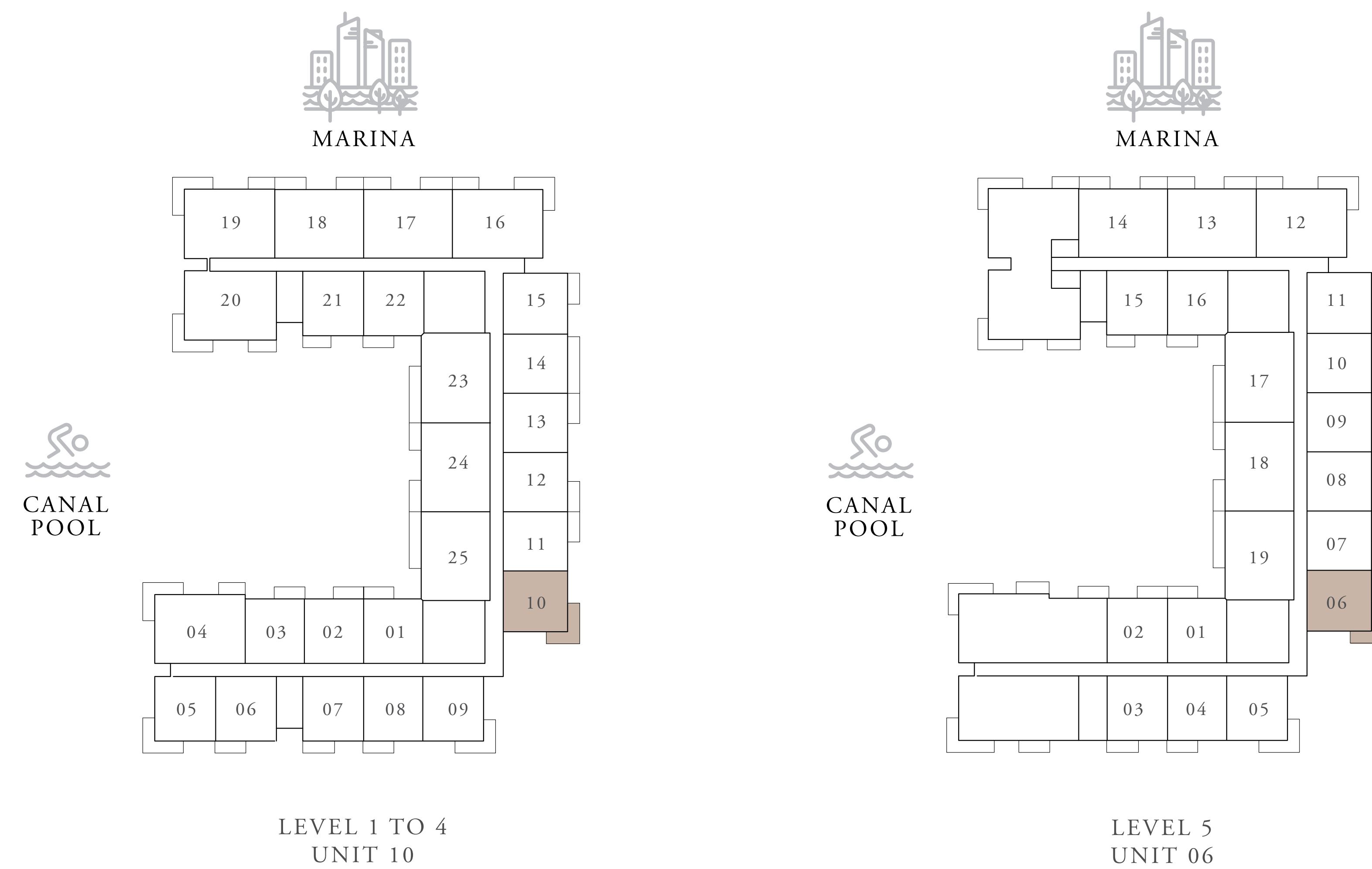
Sunridge

RASHID YACHTS & MARINA

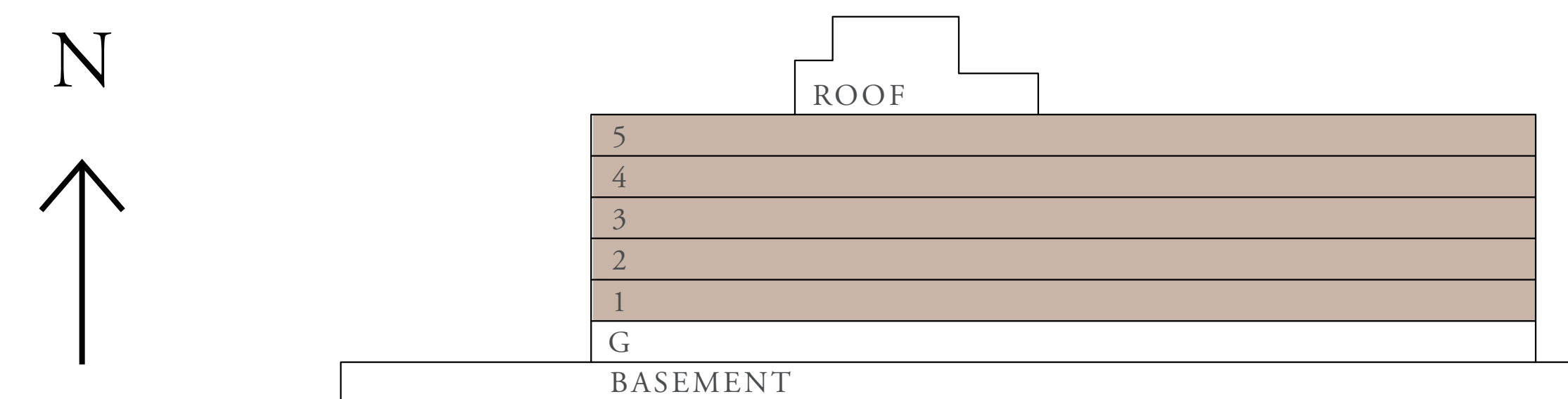
1 BEDROOM TYPE 3C

| | | |
|--------------|--------------------------|---------------|
| UNITS | 110, 210, 310, 410 & 506 | |
| SUITE AREA | 65.48 SQ.M. | 704.82 SQ.FT. |
| BALCONY AREA | 11.99 SQ.M. | 129.06 SQ.FT. |
| TOTAL AREA | 77.47 SQ.M. | 833.88 SQ.FT. |

KEY PLANS



KEY SECTION



FLOOR PLAN 1. All dimensions are in imperial and metric, and measured from finish to finish excluding construction tolerances. 2. All materials, dimensions, and drawings are approximate only. 3. Information is subject to change without notice, at developer's absolute discretion. 4. Actual area may vary from the stated area. 5. Drawings not to scale. 6. All images used are for illustrative purposes only and do not represent the actual size, features, specifications, fittings, and furnishings. 7. The developer reserves the right to make revisions / alterations, at its absolute discretion, without any liability whatsoever.

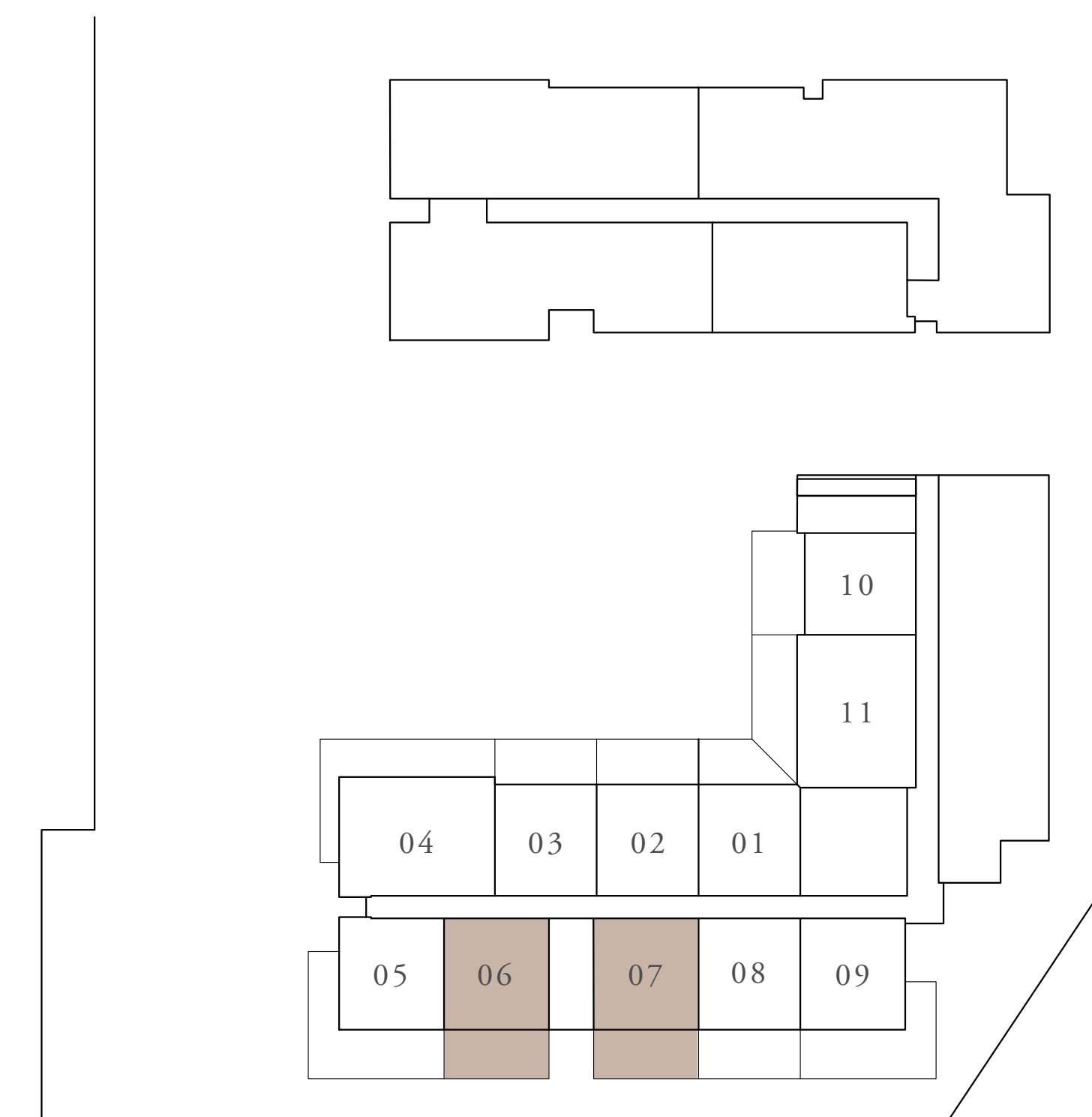
Sunridge

RASHID YACHTS & MARINA

1 BEDROOM TYPE 4A

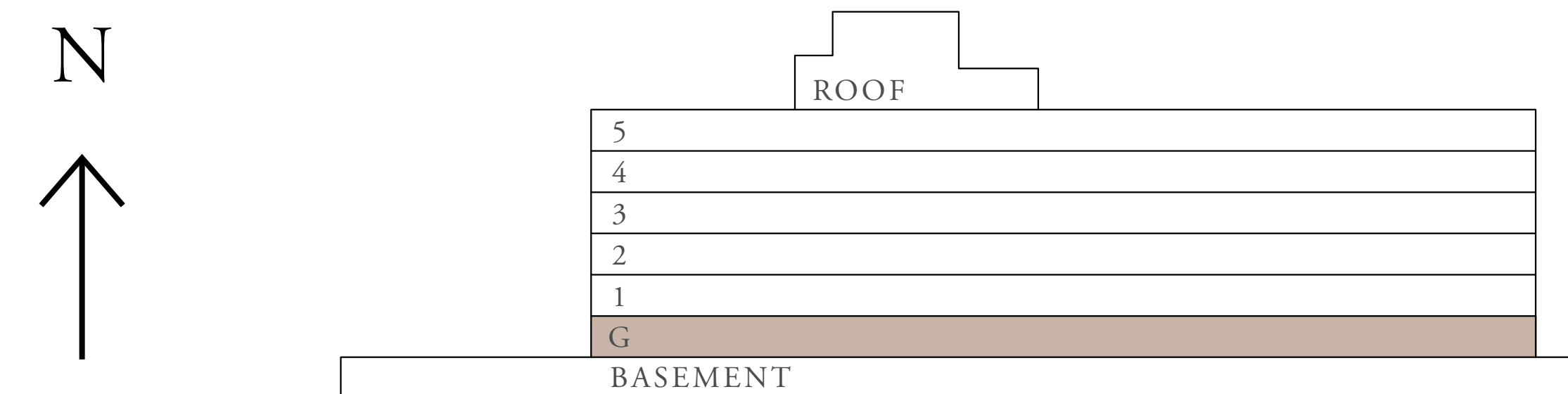
| | | |
|--------------|-------------|-----------------|
| UNITS | G06 & G07 | |
| SUITE AREA | 65.37 SQ.M. | 703.64 SQ.FT. |
| TERRACE AREA | 32.78 SQ.M. | 352.84 SQ.FT. |
| TOTAL AREA | 98.15 SQ.M. | 1,056.48 SQ.FT. |

KEY PLANS



LEVEL GROUND
UNIT 06 & 07

KEY SECTION



FLOOR PLAN 1. All dimensions are in imperial and metric, and measured from finish to finish excluding construction tolerances. 2. All materials, dimensions, and drawings are approximate only. 3. Information is subject to change without notice, at developer's absolute discretion. 4. Actual area may vary from the stated area. 5. Drawings not to scale. 6. All images used are for illustrative purposes only and do not represent the actual size, features, specifications, fittings, and furnishings. 7. The developer reserves the right to make revisions / alterations, at its absolute discretion, without any liability whatsoever.

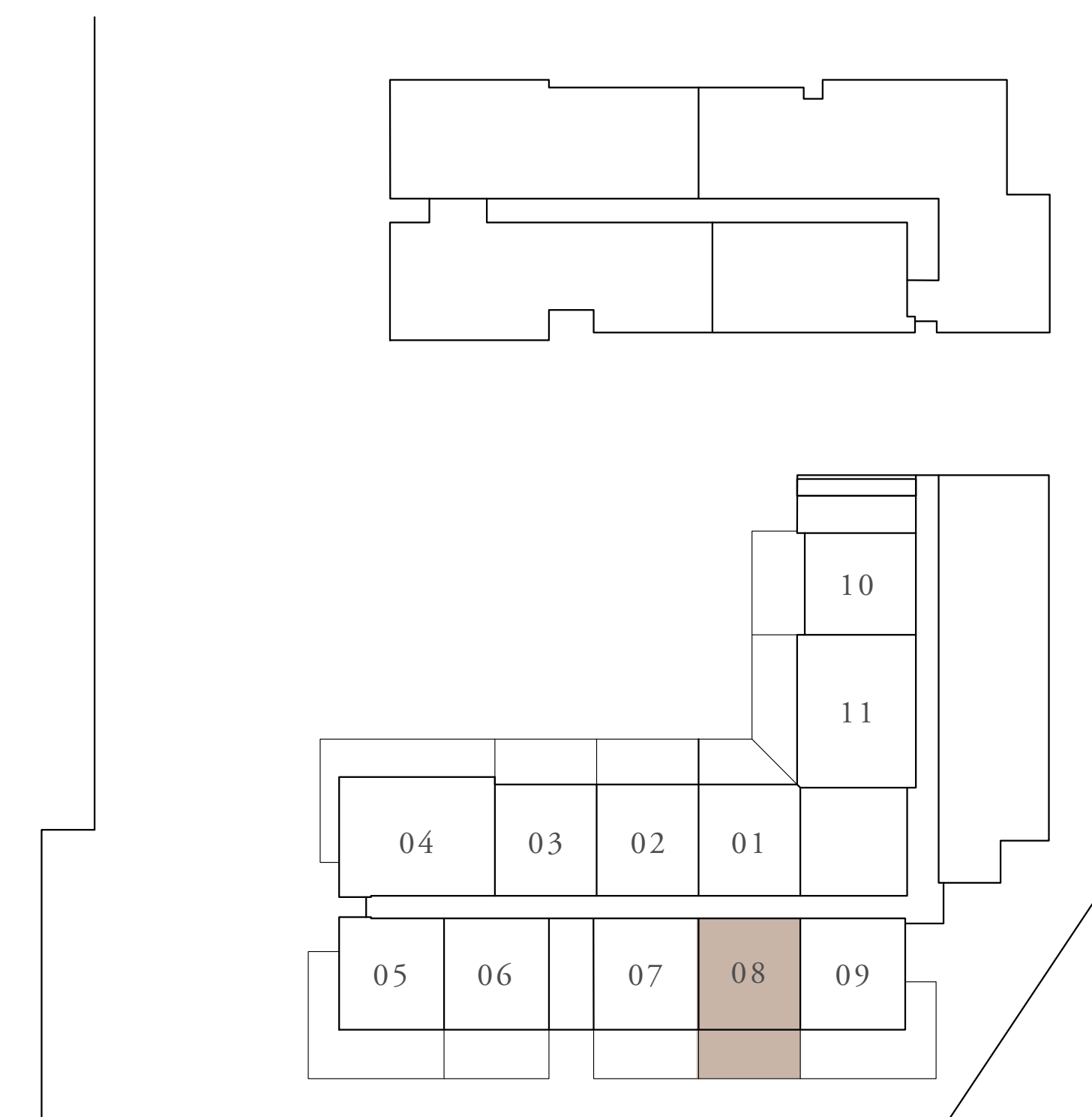
Sunridge

RASHID YACHTS & MARINA

1 BEDROOM TYPE 4A

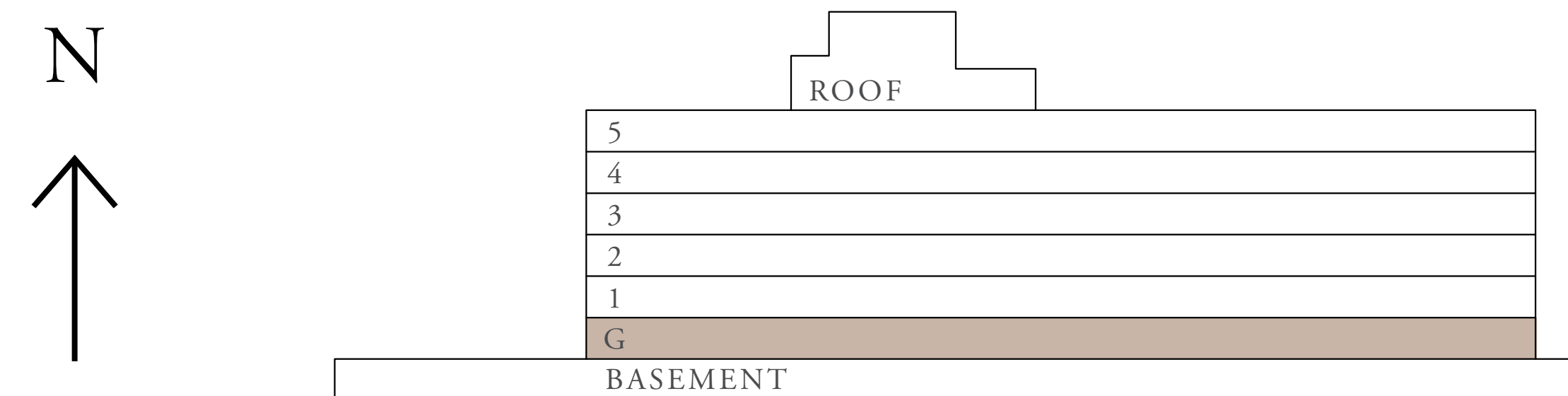
| | | |
|--------------|-------------|-----------------|
| UNITS | G 08 | |
| SUITE AREA | 65.37 SQ.M. | 703.64 SQ.FT. |
| TERRACE AREA | 32.38 SQ.M. | 348.54 SQ.FT. |
| TOTAL AREA | 97.75 SQ.M. | 1,052.18 SQ.FT. |

KEY PLANS



LEVEL GROUND
UNIT 08

KEY SECTION



FLOOR PLAN 1. All dimensions are in imperial and metric, and measured from finish to finish excluding construction tolerances. 2. All materials, dimensions, and drawings are approximate only. 3. Information is subject to change without notice, at developer's absolute discretion. 4. Actual area may vary from the stated area. 5. Drawings not to scale. 6. All images used are for illustrative purposes only and do not represent the actual size, features, specifications, fittings, and furnishings. 7. The developer reserves the right to make revisions / alterations, at its absolute discretion, without any liability whatsoever.

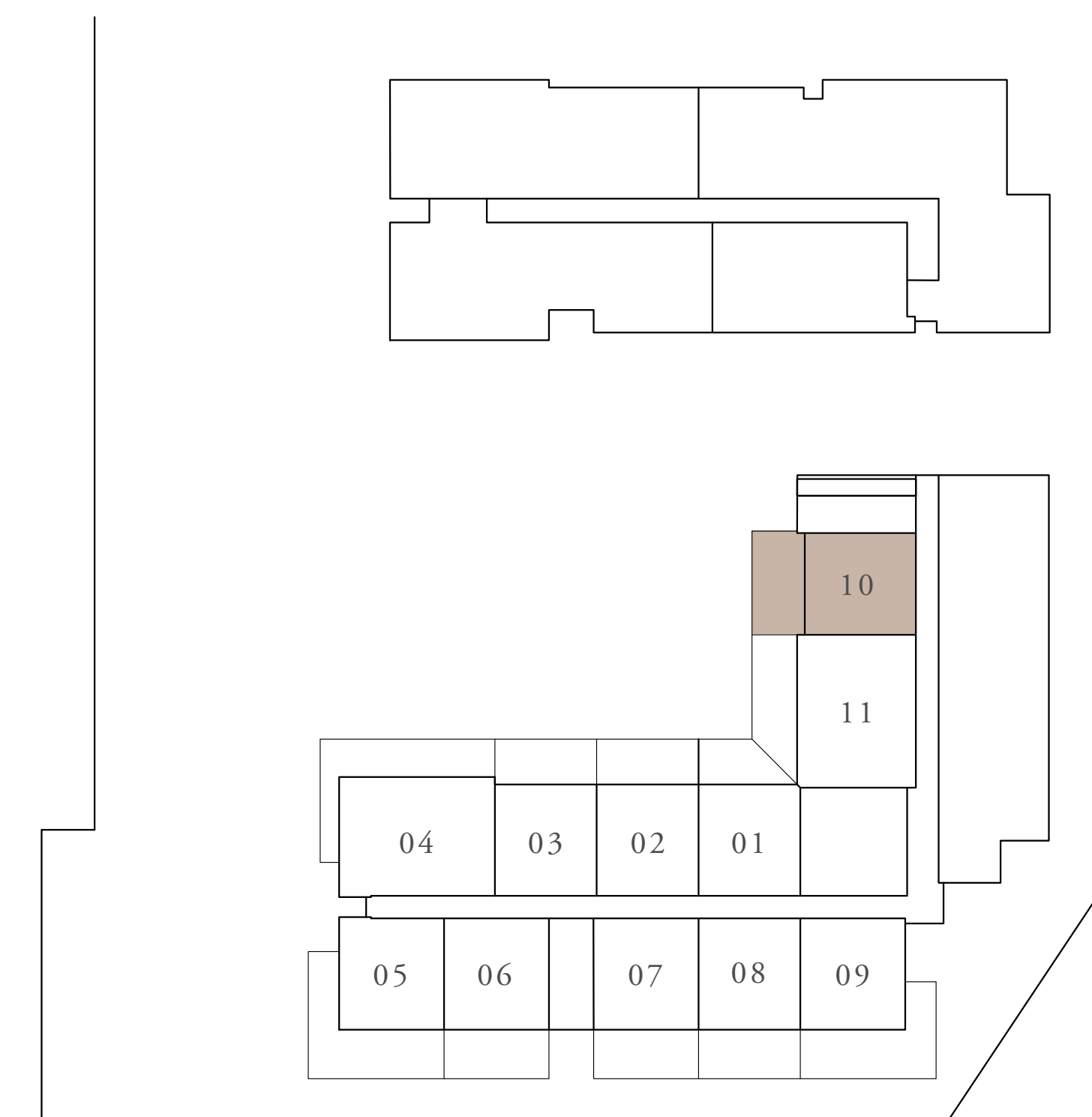
Sunridge

RASHID YACHTS & MARINA

1 BEDROOM TYPE 4B

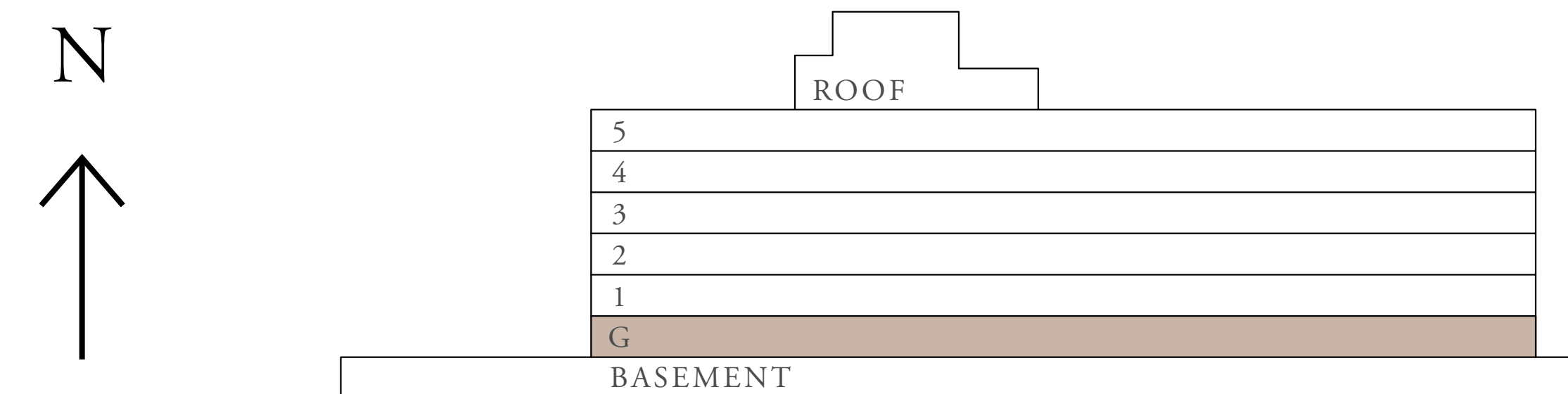
| | | |
|--------------|--------------|-----------------|
| UNITS | G 10 | |
| SUITE AREA | 65.39 SQ.M. | 703.85 SQ.FT. |
| TERRACE AREA | 35.07 SQ.M. | 377.49 SQ.FT. |
| TOTAL AREA | 100.46 SQ.M. | 1,081.34 SQ.FT. |

KEY PLANS



LEVEL GROUND
UNIT 10

KEY SECTION



FLOOR PLAN 1. All dimensions are in imperial and metric, and measured from finish to finish excluding construction tolerances. 2. All materials, dimensions, and drawings are approximate only. 3. Information is subject to change without notice, at developer's absolute discretion. 4. Actual area may vary from the stated area. 5. Drawings not to scale. 6. All images used are for illustrative purposes only and do not represent the actual size, features, specifications, fittings, and furnishings. 7. The developer reserves the right to make revisions / alterations, at its absolute discretion, without any liability whatsoever.

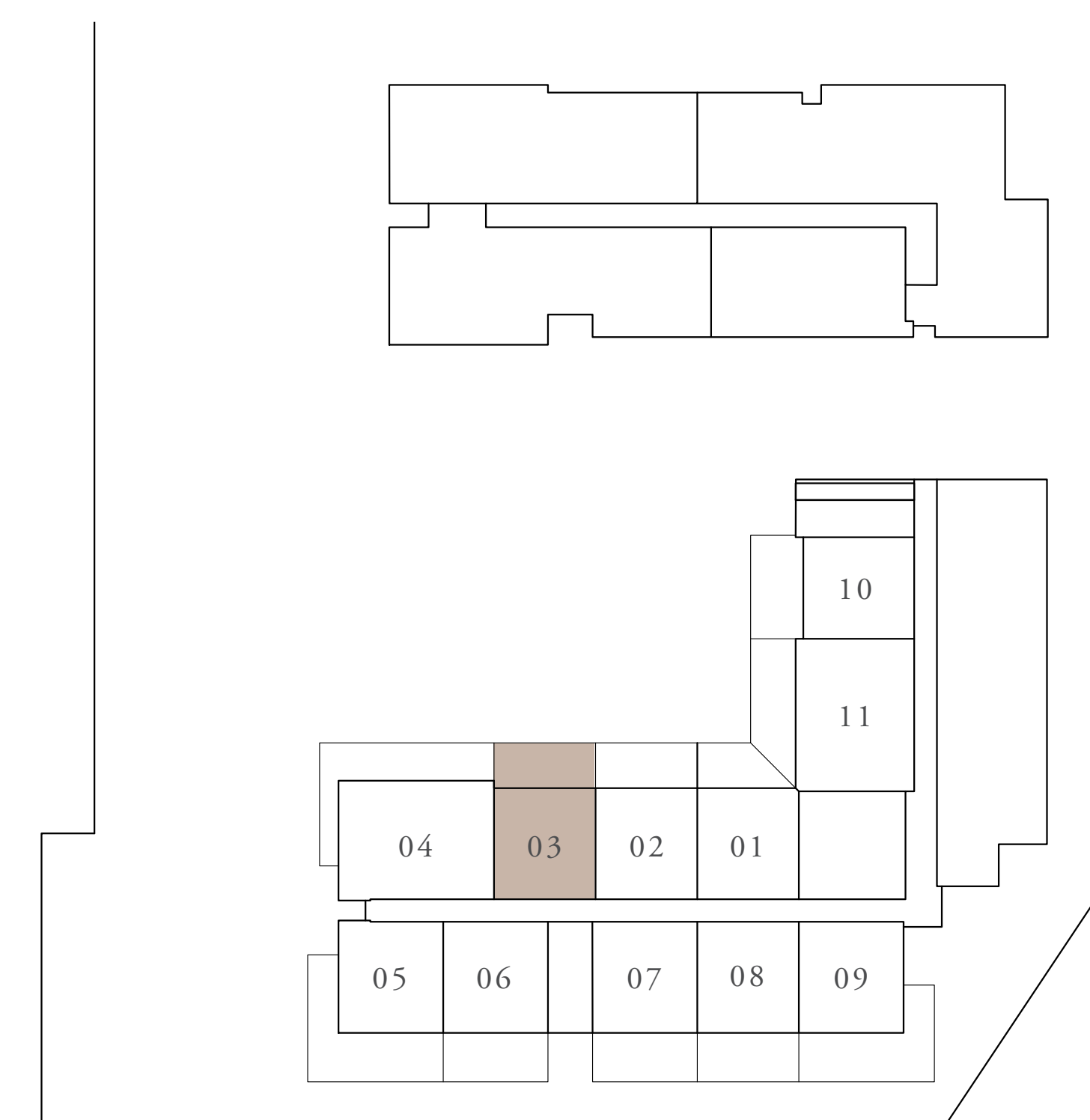
Sunridge

RASHID YACHTS & MARINA

1 BEDROOM TYPE 4C

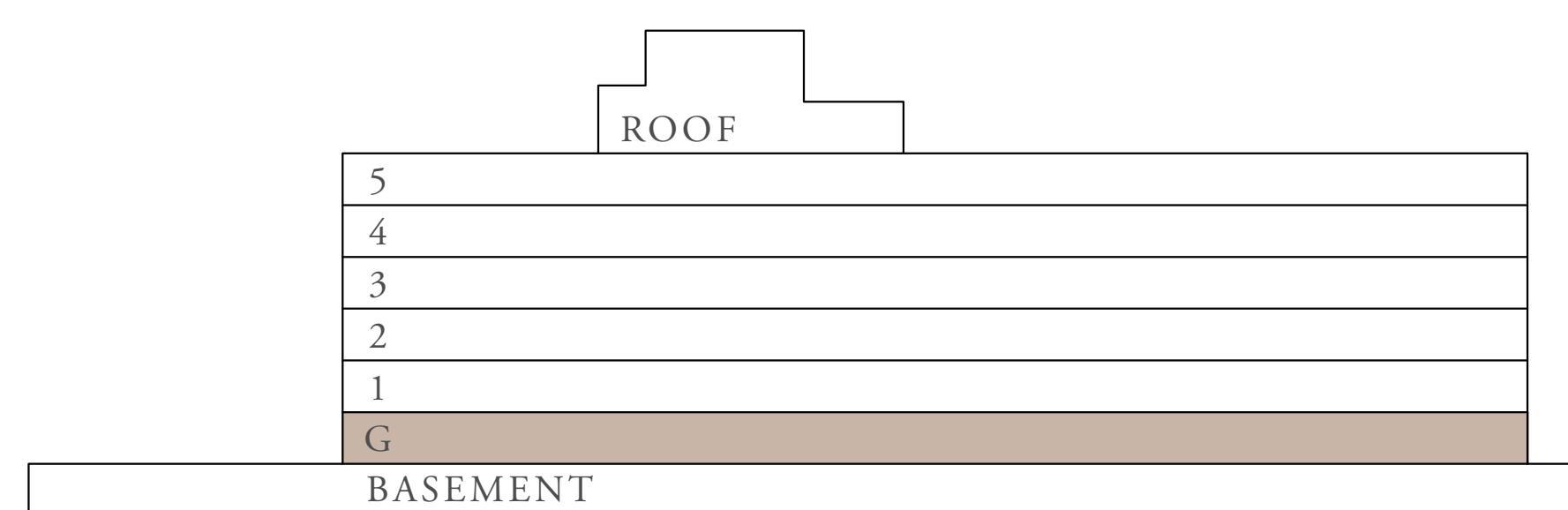

| | | |
|--------------|-------------|-----------------|
| UNITS | G 03 | |
| SUITE AREA | 65.34 SQ.M. | 703.31 SQ.FT. |
| TERRACE AREA | 30.15 SQ.M. | 324.53 SQ.FT. |
| TOTAL AREA | 95.49 SQ.M. | 1,027.84 SQ.FT. |

KEY PLANS



LEVEL GROUND
UNIT 03

KEY SECTION



FLOOR PLAN 1. All dimensions are in imperial and metric, and measured from finish to finish excluding construction tolerances. 2. All materials, dimensions, and drawings are approximate only. 3. Information is subject to change without notice, at developer's absolute discretion. 4. Actual area may vary from the stated area. 5. Drawings not to scale. 6. All images used are for illustrative purposes only and do not represent the actual size, features, specifications, fittings, and furnishings. 7. The developer reserves the right to make revisions / alterations, at its absolute discretion, without any liability whatsoever.

Sunridge

RASHID YACHTS & MARINA

1 BEDROOM TYPE 4D

| | | |
|--------------|-------------|-----------------|
| UNITS | G 02 | |
| SUITE AREA | 65.37 SQ.M. | 703.64 SQ.FT. |
| TERRACE AREA | 30.11 SQ.M. | 324.10 SQ.FT. |
| TOTAL AREA | 95.48 SQ.M. | 1,027.74 SQ.FT. |

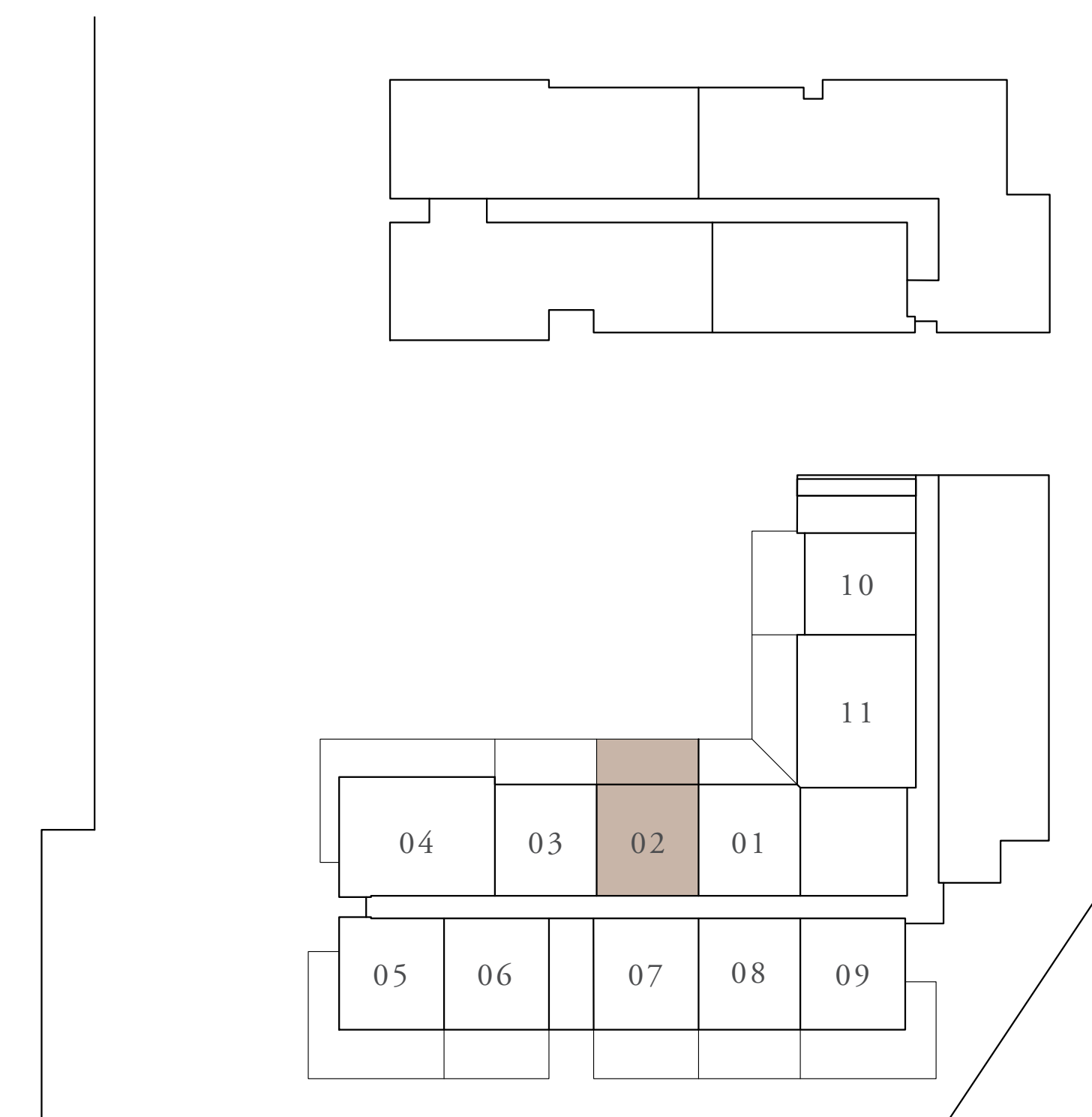
KEY PLANS



MARINA

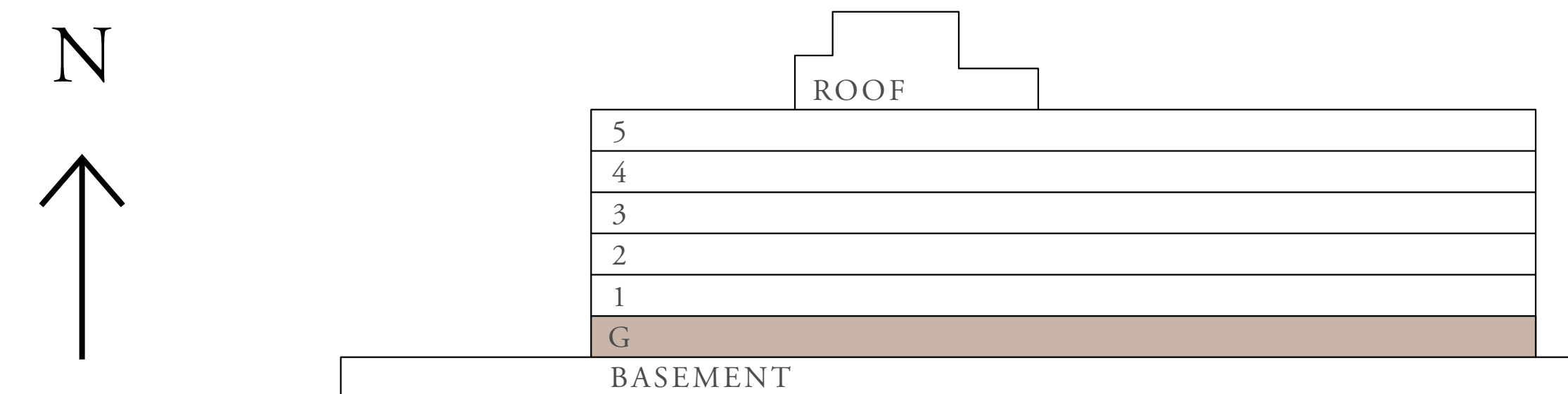


CANAL POOL



LEVEL GROUND
UNIT 02

KEY SECTION



FLOOR PLAN 1. All dimensions are in imperial and metric, and measured from finish to finish excluding construction tolerances. 2. All materials, dimensions, and drawings are approximate only. 3. Information is subject to change without notice, at developer's absolute discretion. 4. Actual area may vary from the stated area. 5. Drawings not to scale. 6. All images used are for illustrative purposes only and do not represent the actual size, features, specifications, fittings, and furnishings. 7. The developer reserves the right to make revisions / alterations, at its absolute discretion, without any liability whatsoever.

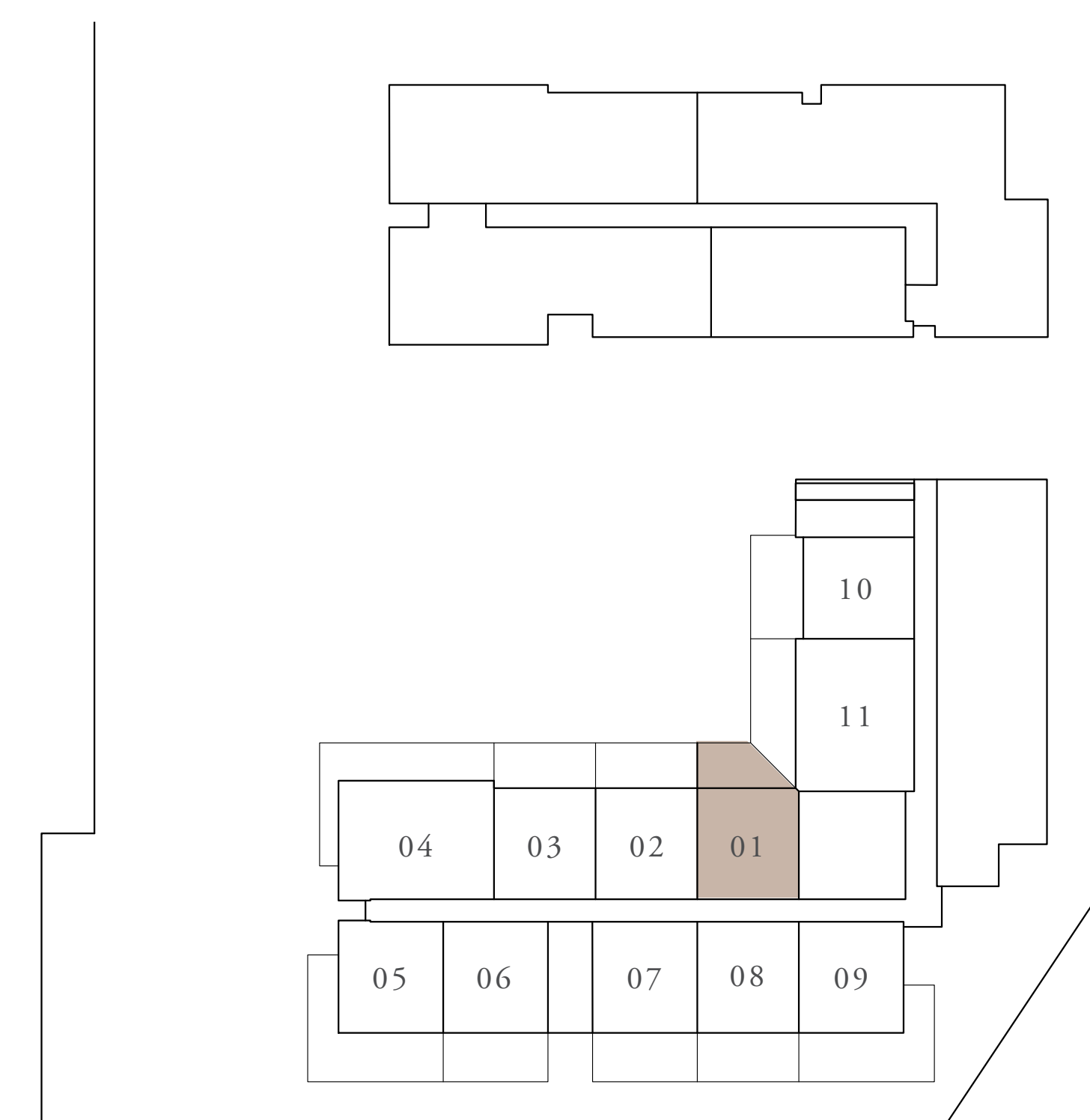
Sunridge

RASHID YACHTS & MARINA

1 BEDROOM TYPE 4E

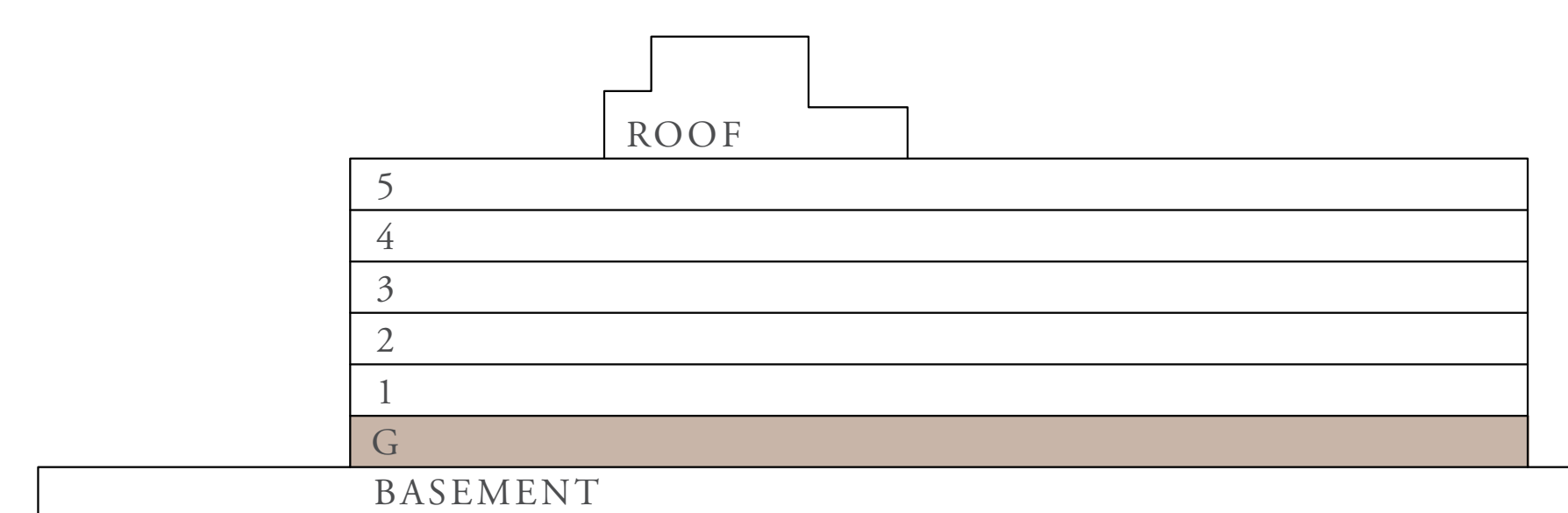

| | | |
|--------------|-------------|---------------|
| UNITS | G 01 | |
| SUITE AREA | 65.37 SQ.M. | 703.64 SQ.FT. |
| TERRACE AREA | 23.21 SQ.M. | 249.83 SQ.FT. |
| TOTAL AREA | 88.58 SQ.M. | 953.47 SQ.FT. |

KEY PLANS



LEVEL GROUND
UNIT 01

KEY SECTION



FLOOR PLAN 1. All dimensions are in imperial and metric, and measured from finish to finish excluding construction tolerances. 2. All materials, dimensions, and drawings are approximate only. 3. Information is subject to change without notice, at developer's absolute discretion. 4. Actual area may vary from the stated area. 5. Drawings not to scale. 6. All images used are for illustrative purposes only and do not represent the actual size, features, specifications, fittings, and furnishings. 7. The developer reserves the right to make revisions / alterations, at its absolute discretion, without any liability whatsoever.

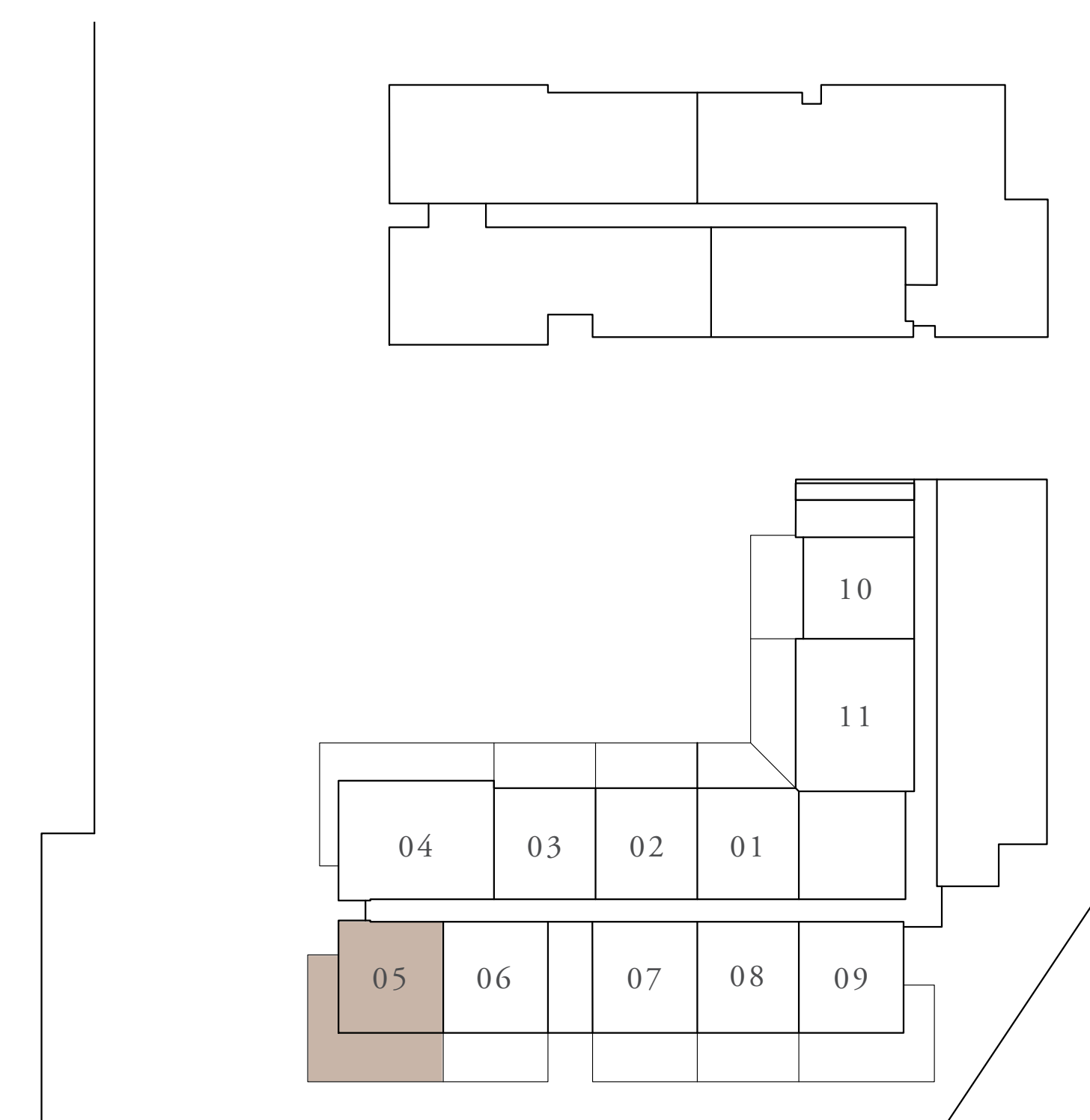
Sunridge

RASHID YACHTS & MARINA

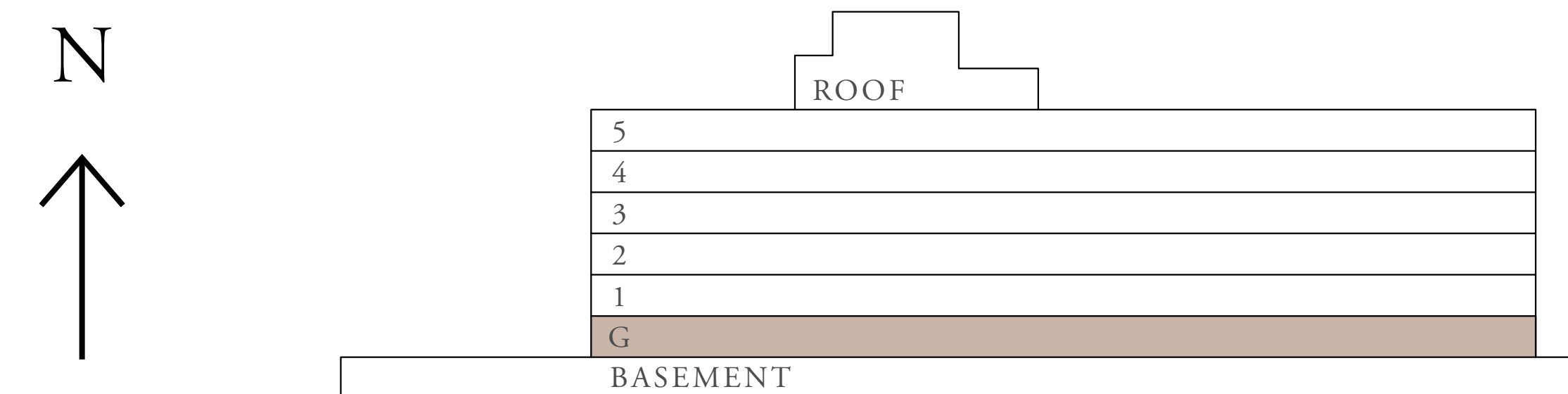
1 BEDROOM TYPE 5A

| | | |
|--------------|--------------|-----------------|
| UNITS | G 05 | |
| SUITE AREA | 65.28 SQ.M. | 702.67 SQ.FT. |
| TERRACE AREA | 57.41 SQ.M. | 617.96 SQ.FT. |
| TOTAL AREA | 122.69 SQ.M. | 1,320.63 SQ.FT. |

KEY PLANS



KEY SECTION



FLOOR PLAN 1. All dimensions are in imperial and metric, and measured from finish to finish excluding construction tolerances. 2. All materials, dimensions, and drawings are approximate only. 3. Information is subject to change without notice, at developer's absolute discretion. 4. Actual area may vary from the stated area. 5. Drawings not to scale. 6. All images used are for illustrative purposes only and do not represent the actual size, features, specifications, fittings, and furnishings. 7. The developer reserves the right to make revisions / alterations, at its absolute discretion, without any liability whatsoever.

Sunridge

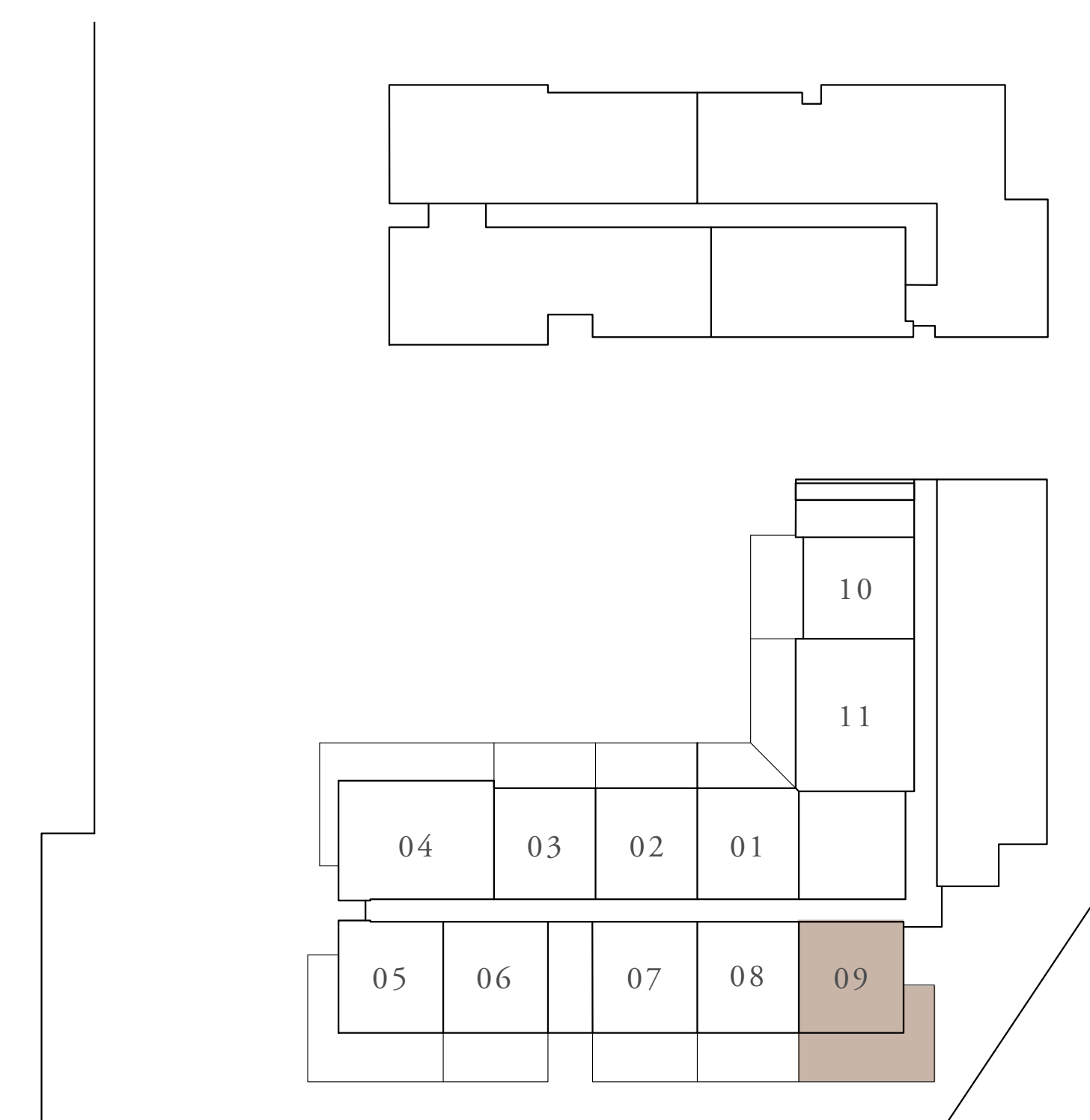
RASHID YACHTS & MARINA

1 BEDROOM TYPE 5B

UNITS G09

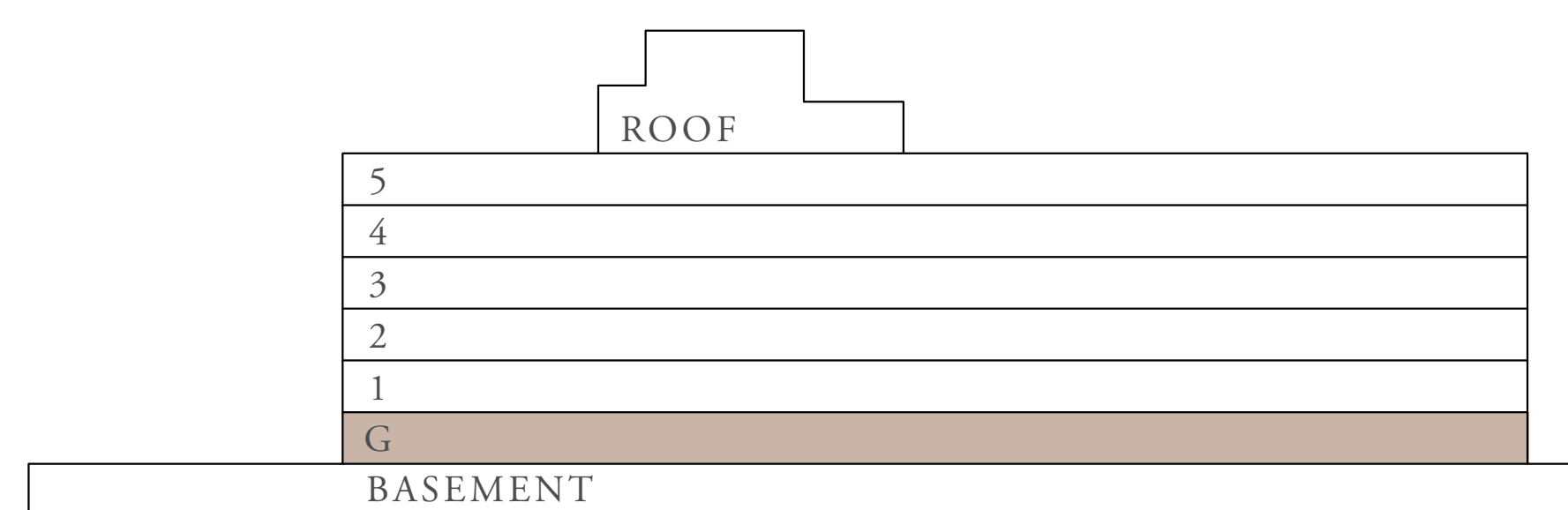

| | | |
|--------------|--------------|-----------------|
| SUITE AREA | 65.30 SQ.M. | 702.88 SQ.FT. |
| TERRACE AREA | 51.28 SQ.M. | 551.97 SQ.FT. |
| TOTAL AREA | 116.58 SQ.M. | 1,254.85 SQ.FT. |

KEY PLANS



LEVEL GROUND
UNIT 09

KEY SECTION



FLOOR PLAN 1. All dimensions are in imperial and metric, and measured from finish to finish excluding construction tolerances. 2. All materials, dimensions, and drawings are approximate only. 3. Information is subject to change without notice, at developer's absolute discretion. 4. Actual area may vary from the stated area. 5. Drawings not to scale. 6. All images used are for illustrative purposes only and do not represent the actual size, features, specifications, fittings, and furnishings. 7. The developer reserves the right to make revisions / alterations, at its absolute discretion, without any liability whatsoever.

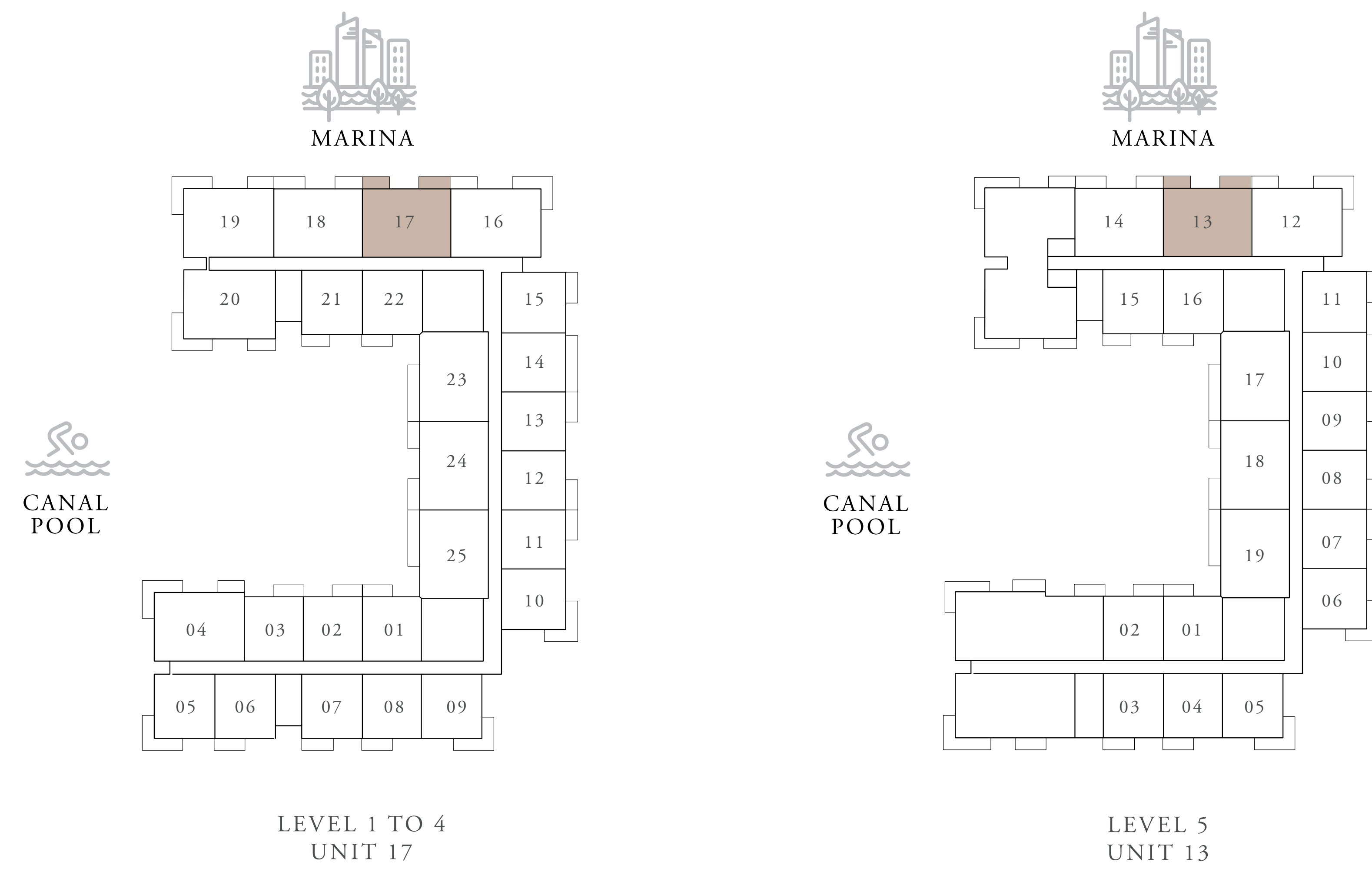
Sunridge

RASHID YACHTS & MARINA

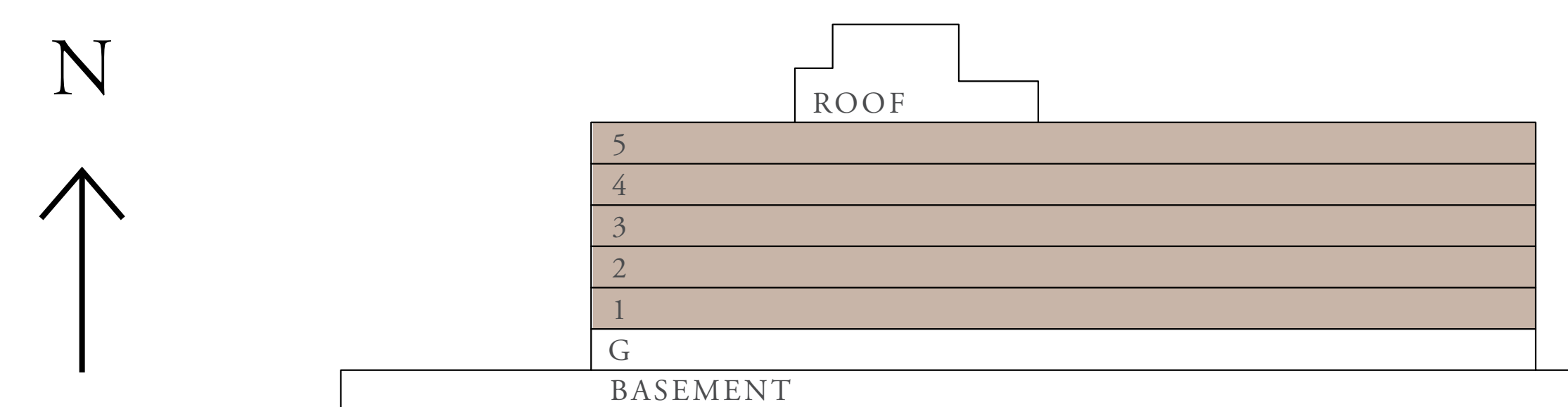
2 BEDROOM TYPE 1A

| | | |
|--------------|--------------------------|-----------------|
| UNITS | 117, 217, 317, 417 & 513 | |
| SUITE AREA | 108.09 SQ.M. | 1,163.47 SQ.FT. |
| BALCONY AREA | 12.30 SQ.M. | 132.40 SQ.FT. |
| TOTAL AREA | 120.39 SQ.M. | 1,295.87 SQ.FT. |

KEY PLANS



KEY SECTION



FLOOR PLAN 1. All dimensions are in imperial and metric, and measured from finish to finish excluding construction tolerances. 2. All materials, dimensions, and drawings are approximate only. 3. Information is subject to change without notice, at developer's absolute discretion. 4. Actual area may vary from the stated area. 5. Drawings not to scale. 6. All images used are for illustrative purposes only and do not represent the actual size, features, specifications, fittings, and furnishings. 7. The developer reserves the right to make revisions / alterations, at its absolute discretion, without any liability whatsoever.

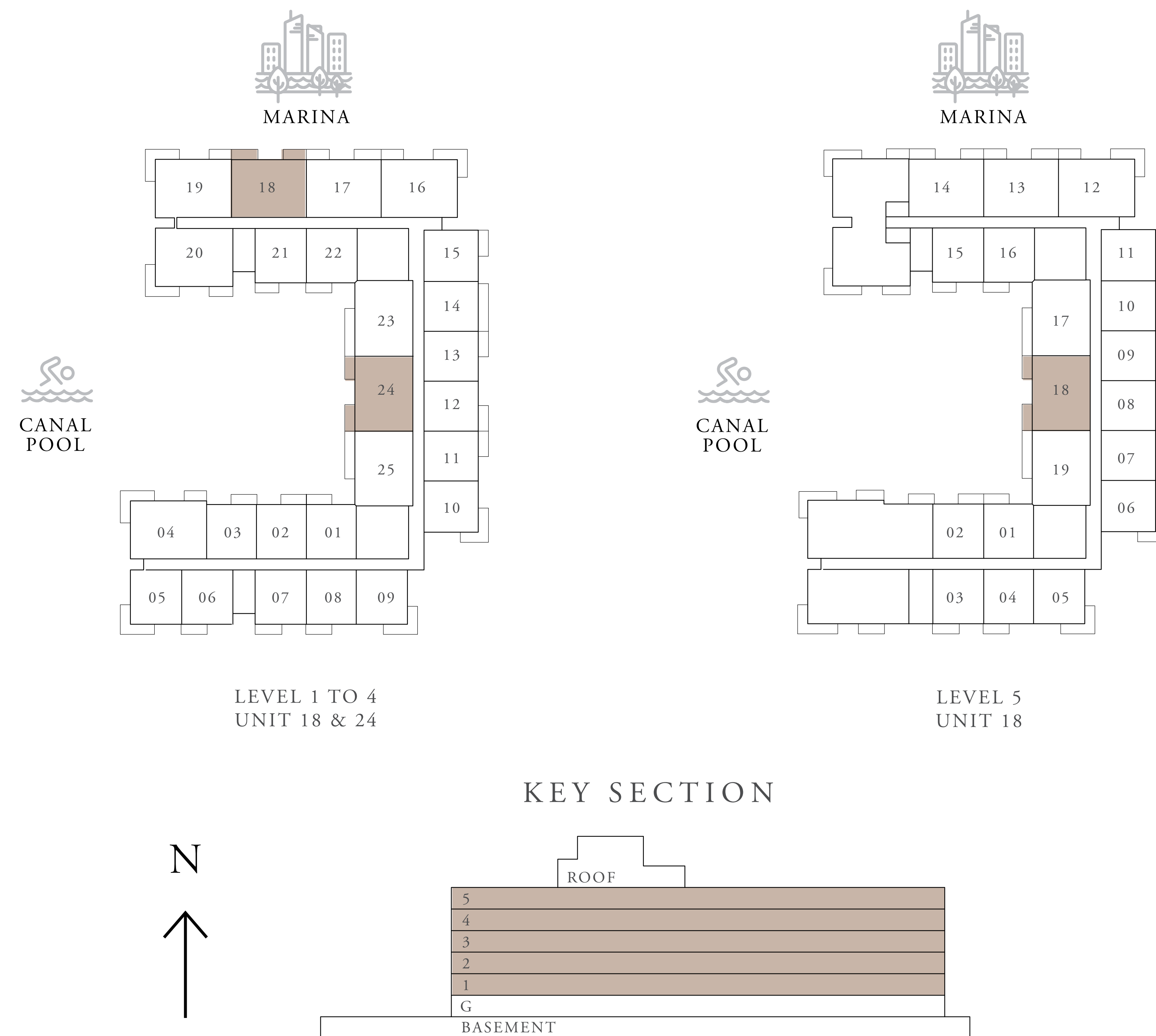
Sunridge

RASHID YACHTS & MARINA

2 BEDROOM TYPE 1B

| | | |
|--------------|--|-----------------|
| UNITS | 118, 124, 218, 224, 318 324, 418, 424 & 518 | |
| SUITE AREA | 108.12 SQ.M. | 1,163.79 SQ.FT. |
| BALCONY AREA | 11.95 SQ.M. | 128.63 SQ.FT. |
| TOTAL AREA | 120.07 SQ.M. | 1,292.42 SQ.FT. |

KEY PLANS



FLOOR PLAN 1. All dimensions are in imperial and metric, and measured from finish to finish excluding construction tolerances. 2. All materials, dimensions, and drawings are approximate only. 3. Information is subject to change without notice, at developer's absolute discretion. 4. Actual area may vary from the stated area. 5. Drawings not to scale. 6. All images used are for illustrative purposes only and do not represent the actual size, features, specifications, fittings, and furnishings. 7. The developer reserves the right to make revisions / alterations, at its absolute discretion, without any liability whatsoever.

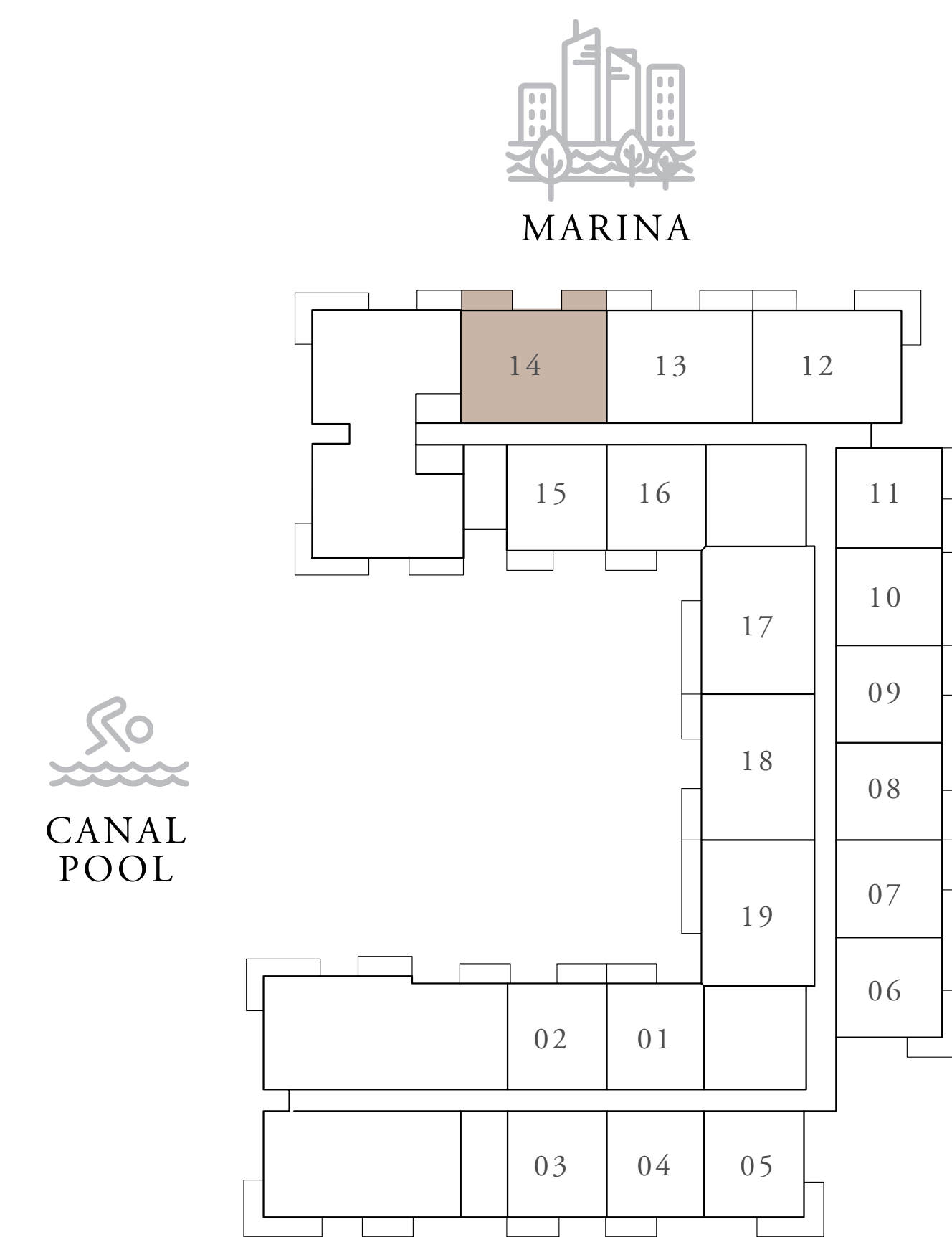
Sunridge

RASHID YACHTS & MARINA

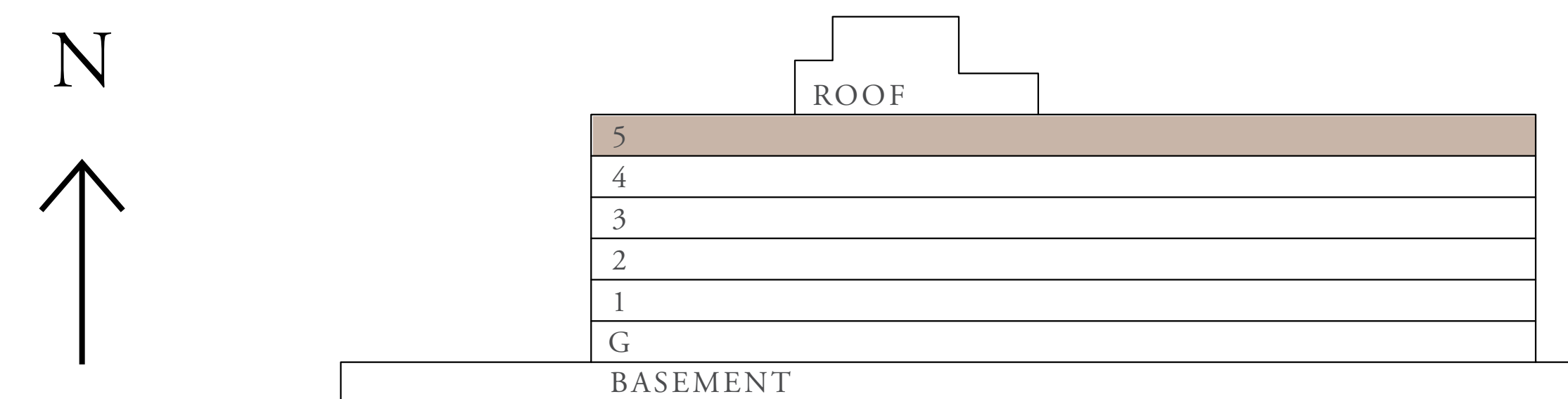
2 BEDROOM TYPE 1B

| | | |
|--------------|--------------|-----------------|
| UNITS | 514 | |
| SUITE AREA | 108.09 SQ.M. | 1,163.47 SQ.FT. |
| BALCONY AREA | 11.62 SQ.M. | 125.08 SQ.FT. |
| TOTAL AREA | 119.71 SQ.M. | 1,288.55 SQ.FT. |

KEY PLANS



KEY SECTION



FLOOR PLAN 1. All dimensions are in imperial and metric, and measured from finish to finish excluding construction tolerances. 2. All materials, dimensions, and drawings are approximate only. 3. Information is subject to change without notice, at developer's absolute discretion. 4. Actual area may vary from the stated area. 5. Drawings not to scale. 6. All images used are for illustrative purposes only and do not represent the actual size, features, specifications, fittings, and furnishings. 7. The developer reserves the right to make revisions / alterations, at its absolute discretion, without any liability whatsoever.

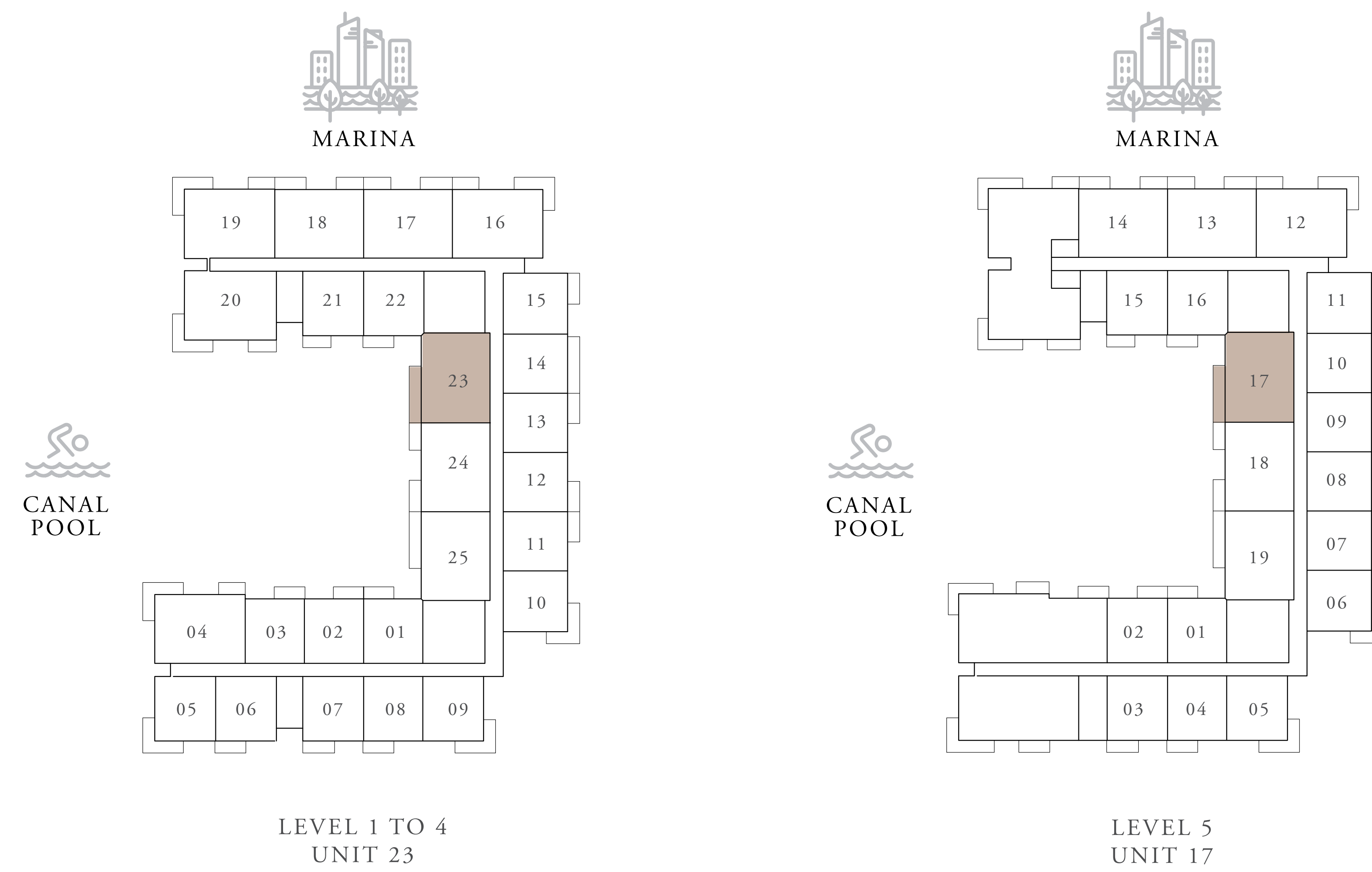
Sunridge

RASHID YACHTS & MARINA

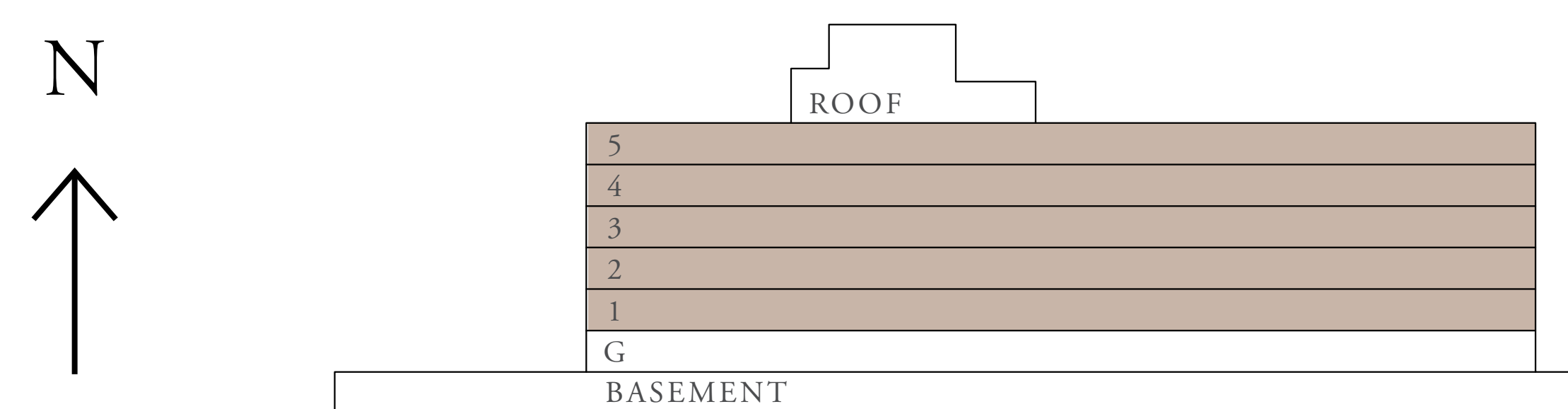
2 BEDROOM TYPE 1C

| | | |
|--------------|--------------------------|-----------------|
| UNITS | 123, 223, 323, 423 & 517 | |
| SUITE AREA | 108.09 SQ.M. | 1,163.47 SQ.FT. |
| BALCONY AREA | 12.14 SQ.M. | 130.67 SQ.FT. |
| TOTAL AREA | 120.23 SQ.M. | 1,294.14 SQ.FT. |

KEY PLANS



KEY SECTION



FLOOR PLAN 1. All dimensions are in imperial and metric, and measured from finish to finish excluding construction tolerances. 2. All materials, dimensions, and drawings are approximate only. 3. Information is subject to change without notice, at developer's absolute discretion. 4. Actual area may vary from the stated area. 5. Drawings not to scale. 6. All images used are for illustrative purposes only and do not represent the actual size, features, specifications, fittings, and furnishings. 7. The developer reserves the right to make revisions / alterations, at it's absolute discretion, without any liability whatsoever.

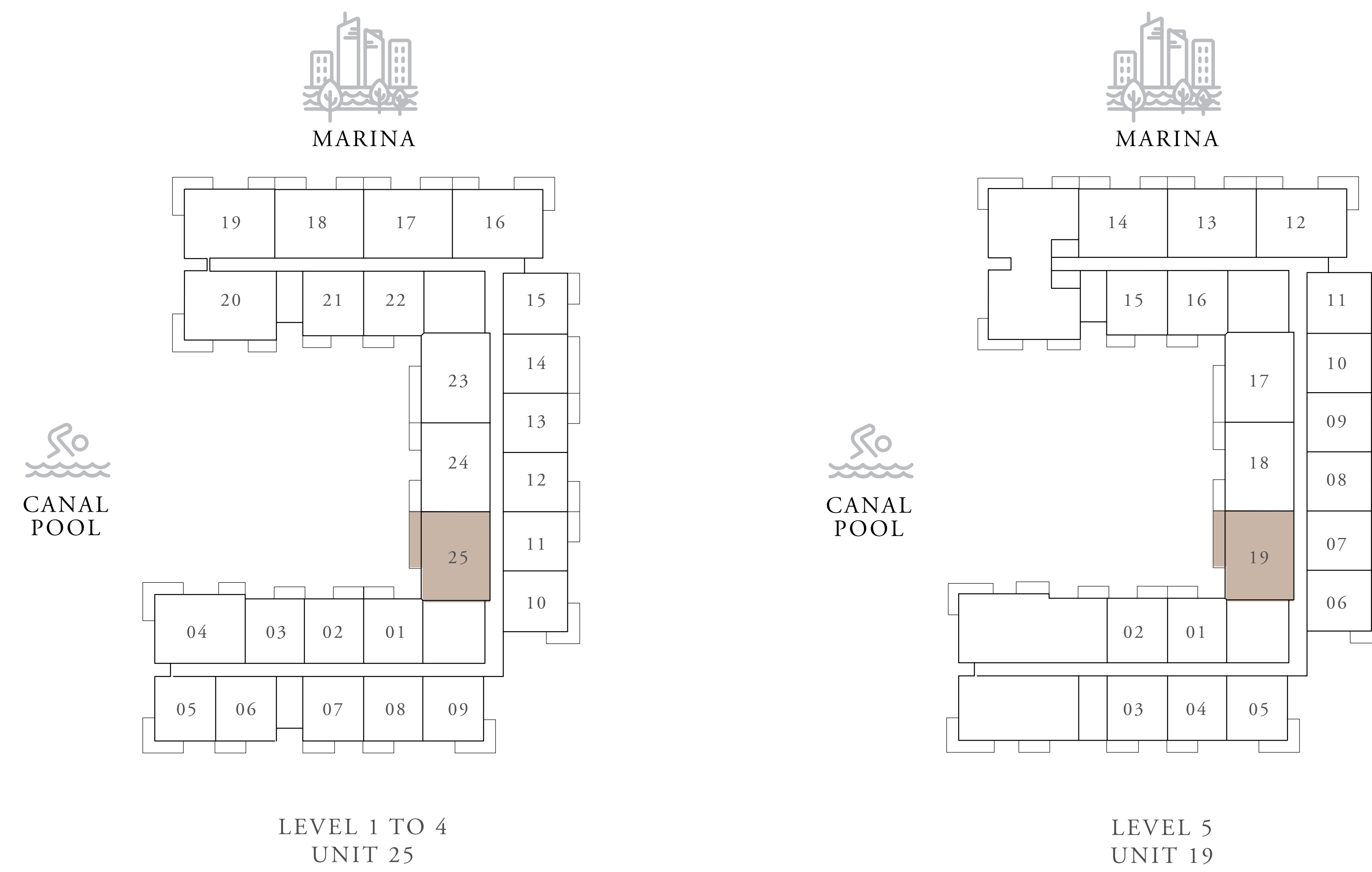
Sunridge

RASHID YACHTS & MARINA

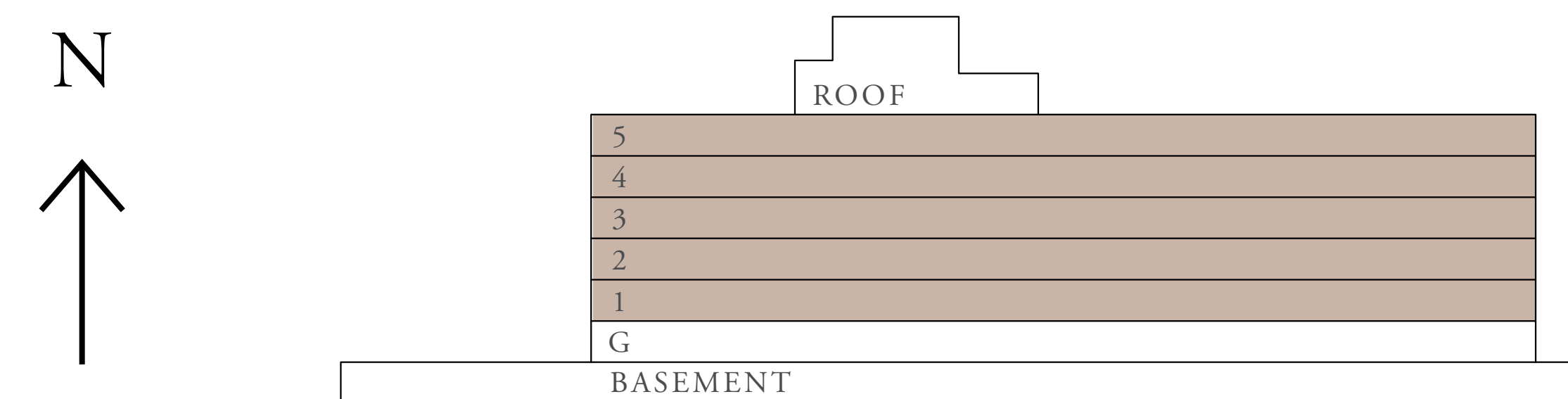
2 BEDROOM TYPE 1D

| | | |
|--------------|--------------------------|-----------------|
| UNITS | 125, 225, 325, 425 & 519 | |
| SUITE AREA | 108.12 SQ.M. | 1,163.79 SQ.FT. |
| BALCONY AREA | 12.11 SQ.M. | 130.35 SQ.FT. |
| TOTAL AREA | 120.23 SQ.M. | 1,294.14 SQ.FT. |

KEY PLANS



KEY SECTION



FLOOR PLAN 1. All dimensions are in imperial and metric, and measured from finish to finish excluding construction tolerances. 2. All materials, dimensions, and drawings are approximate only. 3. Information is subject to change without notice, at developer's absolute discretion. 4. Actual area may vary from the stated area. 5. Drawings not to scale. 6. All images used are for illustrative purposes only and do not represent the actual size, features, specifications, fittings, and furnishings. 7. The developer reserves the right to make revisions / alterations, at its absolute discretion, without any liability whatsoever.

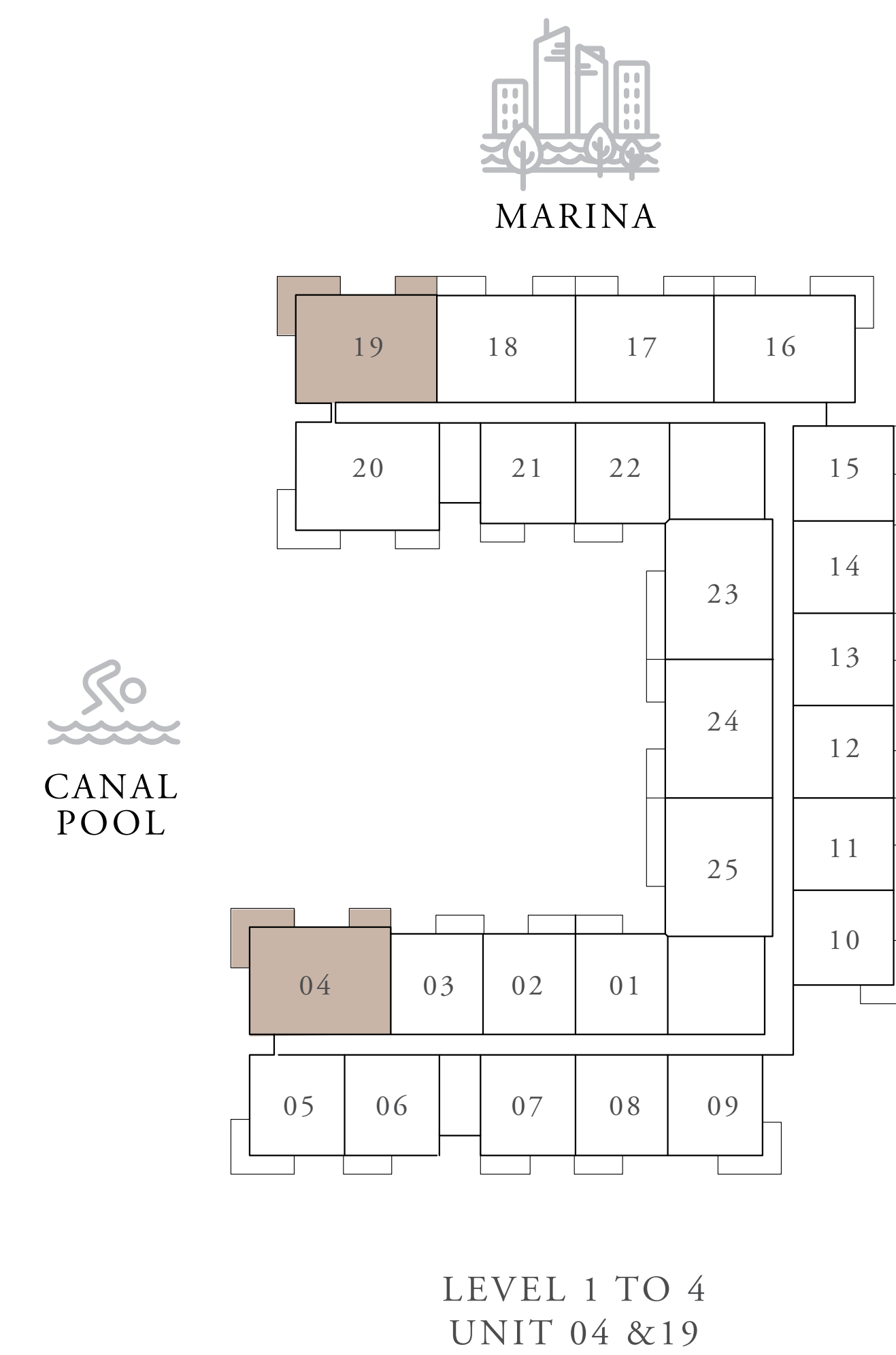
Sunridge

RASHID YACHTS & MARINA

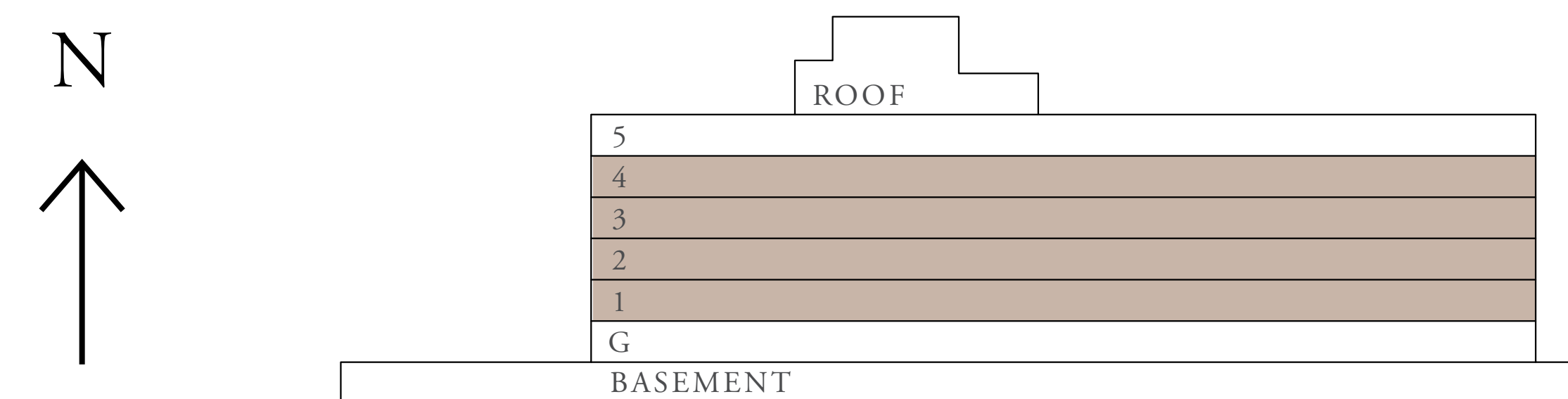
2 BEDROOM TYPE 2A

| | | |
|--------------|--|-----------------|
| UNITS | 104, 119, 204, 219, 304 319, 404 & 419 | |
| SUITE AREA | 108.08 SQ.M. | 1,163.36 SQ.FT. |
| BALCONY AREA | 18.54 SQ.M. | 199.56 SQ.FT. |
| TOTAL AREA | 126.62 SQ.M. | 1,362.92 SQ.FT. |

KEY PLANS



KEY SECTION



FLOOR PLAN 1. All dimensions are in imperial and metric, and measured from finish to finish excluding construction tolerances. 2. All materials, dimensions, and drawings are approximate only. 3. Information is subject to change without notice, at developer's absolute discretion. 4. Actual area may vary from the stated area. 5. Drawings not to scale. 6. All images used are for illustrative purposes only and do not represent the actual size, features, specifications, fittings, and furnishings. 7. The developer reserves the right to make revisions / alterations, at its absolute discretion, without any liability whatsoever.

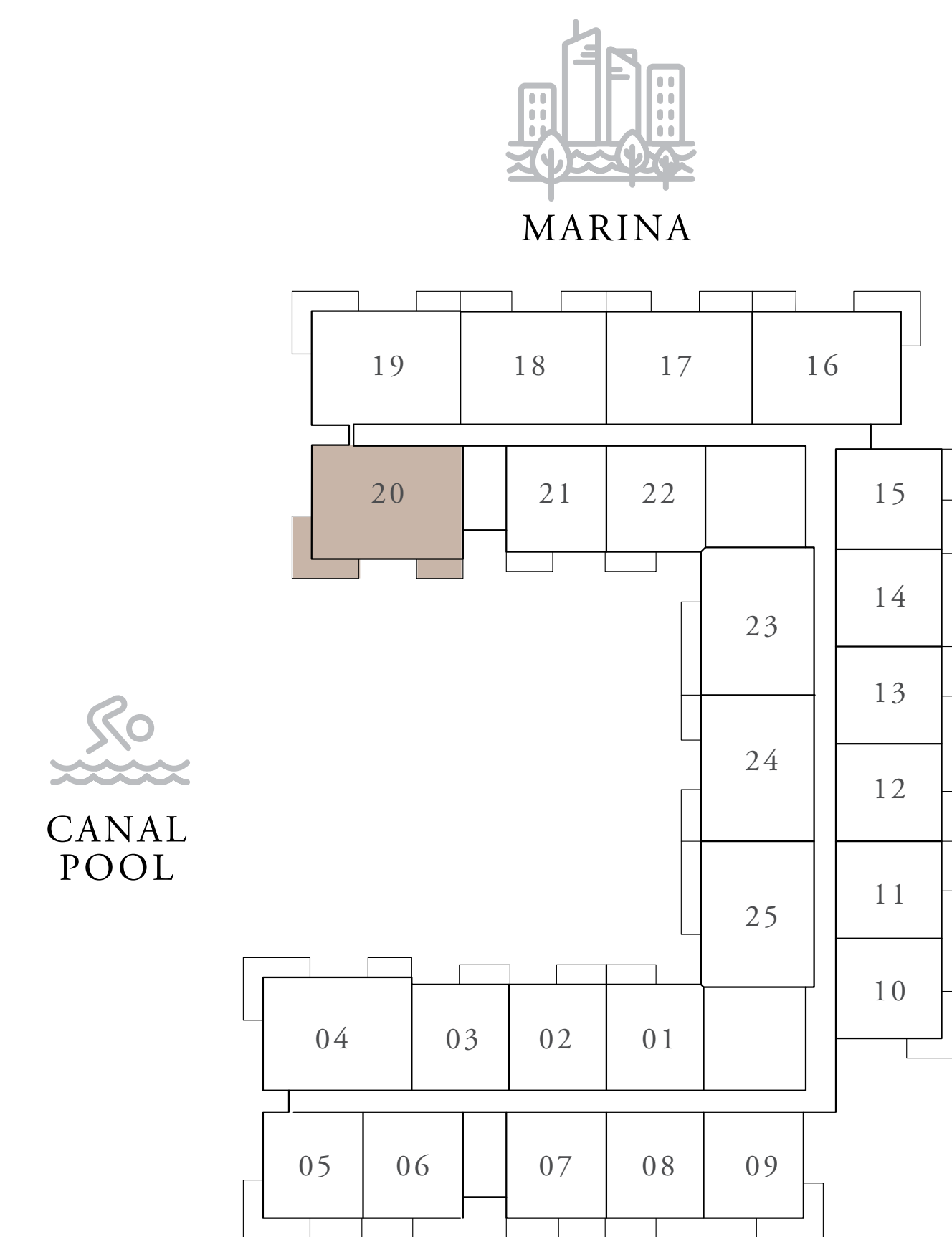
Sunridge

RASHID YACHTS & MARINA

2 BEDROOM TYPE 2B

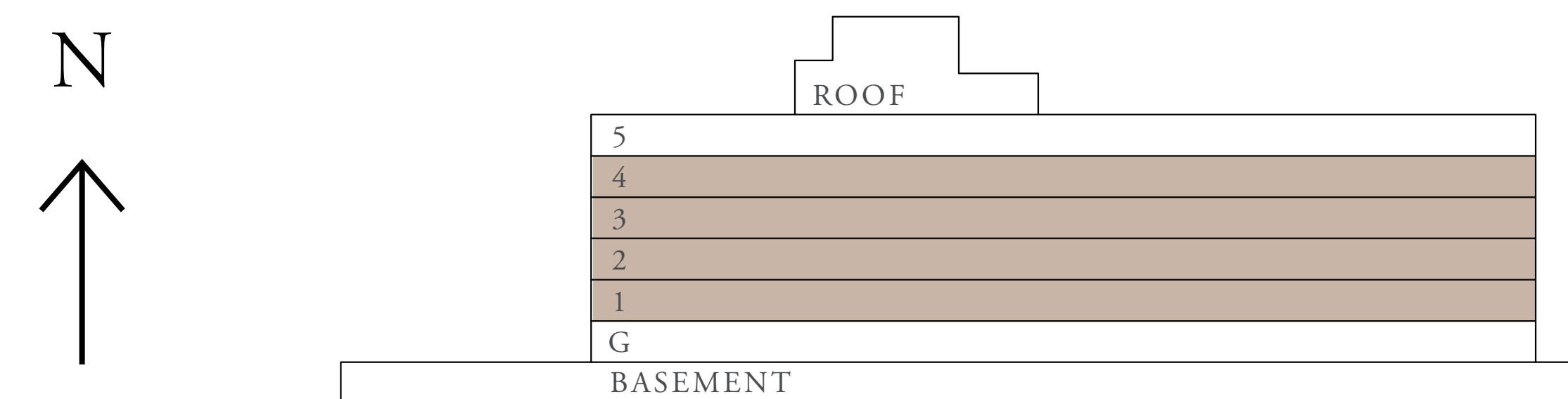
| | | |
|--------------|---------------------|-----------------|
| UNITS | 120, 220, 320 & 420 | |
| SUITE AREA | 108.09 SQ.M. | 1,163.47 SQ.FT. |
| BALCONY AREA | 18.68 SQ.M. | 201.07 SQ.FT. |
| TOTAL AREA | 126.77 SQ.M. | 1,364.54 SQ.FT. |

KEY PLANS



LEVEL 1 TO 4
UNIT 20

KEY SECTION



FLOOR PLAN 1. All dimensions are in imperial and metric, and measured from finish to finish excluding construction tolerances. 2. All materials, dimensions, and drawings are approximate only. 3. Information is subject to change without notice, at developer's absolute discretion. 4. Actual area may vary from the stated area. 5. Drawings not to scale. 6. All images used are for illustrative purposes only and do not represent the actual size, features, specifications, fittings, and furnishings. 7. The developer reserves the right to make revisions / alterations, at its absolute discretion, without any liability whatsoever.

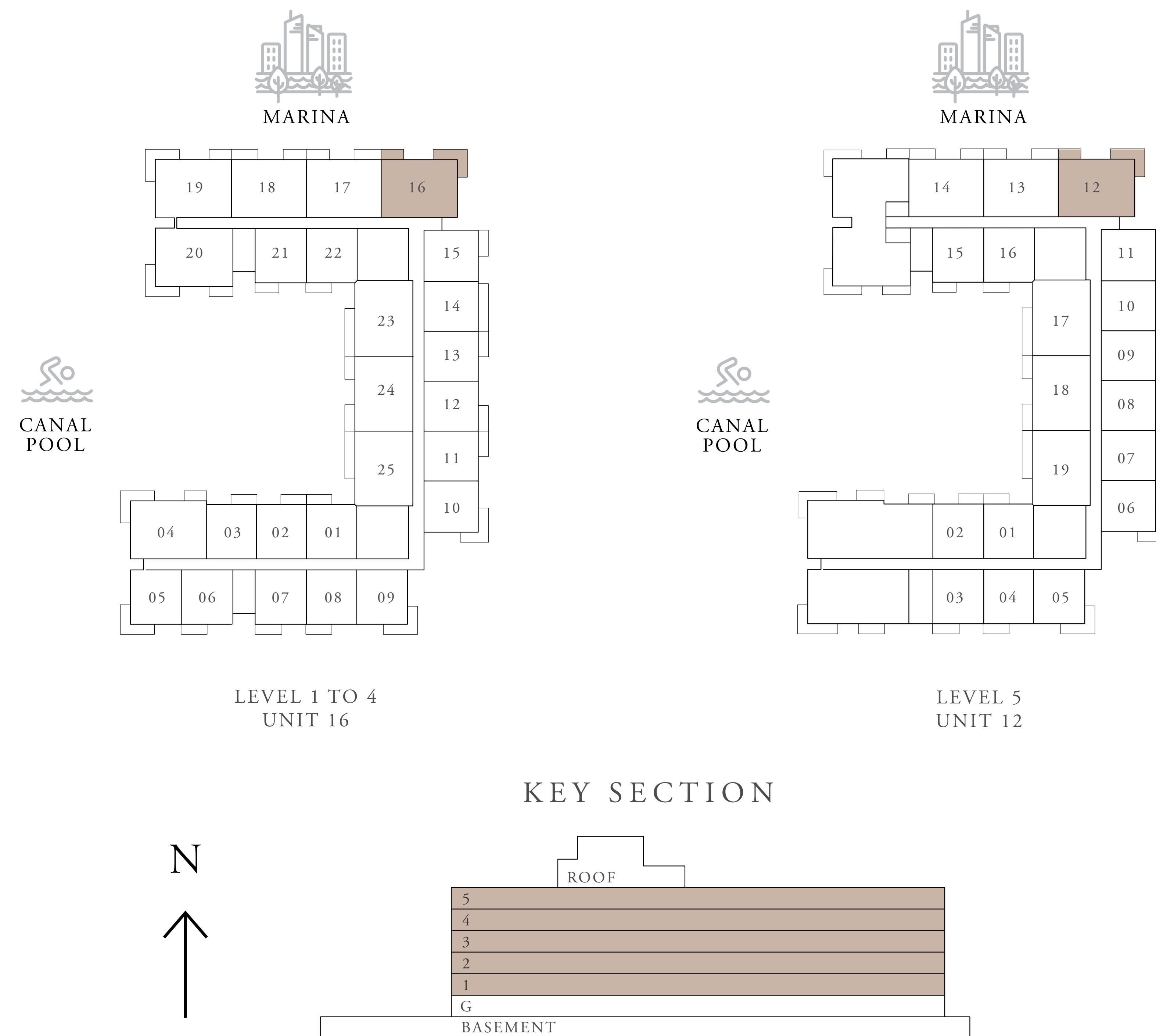
Sunridge

RASHID YACHTS & MARINA

2 BEDROOM TYPE 2C

| | | |
|--------------|--------------------------|-----------------|
| UNITS | 116, 216, 316, 416 & 512 | |
| SUITE AREA | 108.10 SQ.M. | 1,163.58 SQ.FT. |
| BALCONY AREA | 17.46 SQ.M. | 187.94 SQ.FT. |
| TOTAL AREA | 125.56 SQ.M. | 1,351.52 SQ.FT. |

KEY PLANS



FLOOR PLAN 1. All dimensions are in imperial and metric, and measured from finish to finish excluding construction tolerances. 2. All materials, dimensions, and drawings are approximate only. 3. Information is subject to change without notice, at developer's absolute discretion. 4. Actual area may vary from the stated area. 5. Drawings not to scale. 6. All images used are for illustrative purposes only and do not represent the actual size, features, specifications, fittings, and furnishings. 7. The developer reserves the right to make revisions / alterations, at its absolute discretion, without any liability whatsoever.

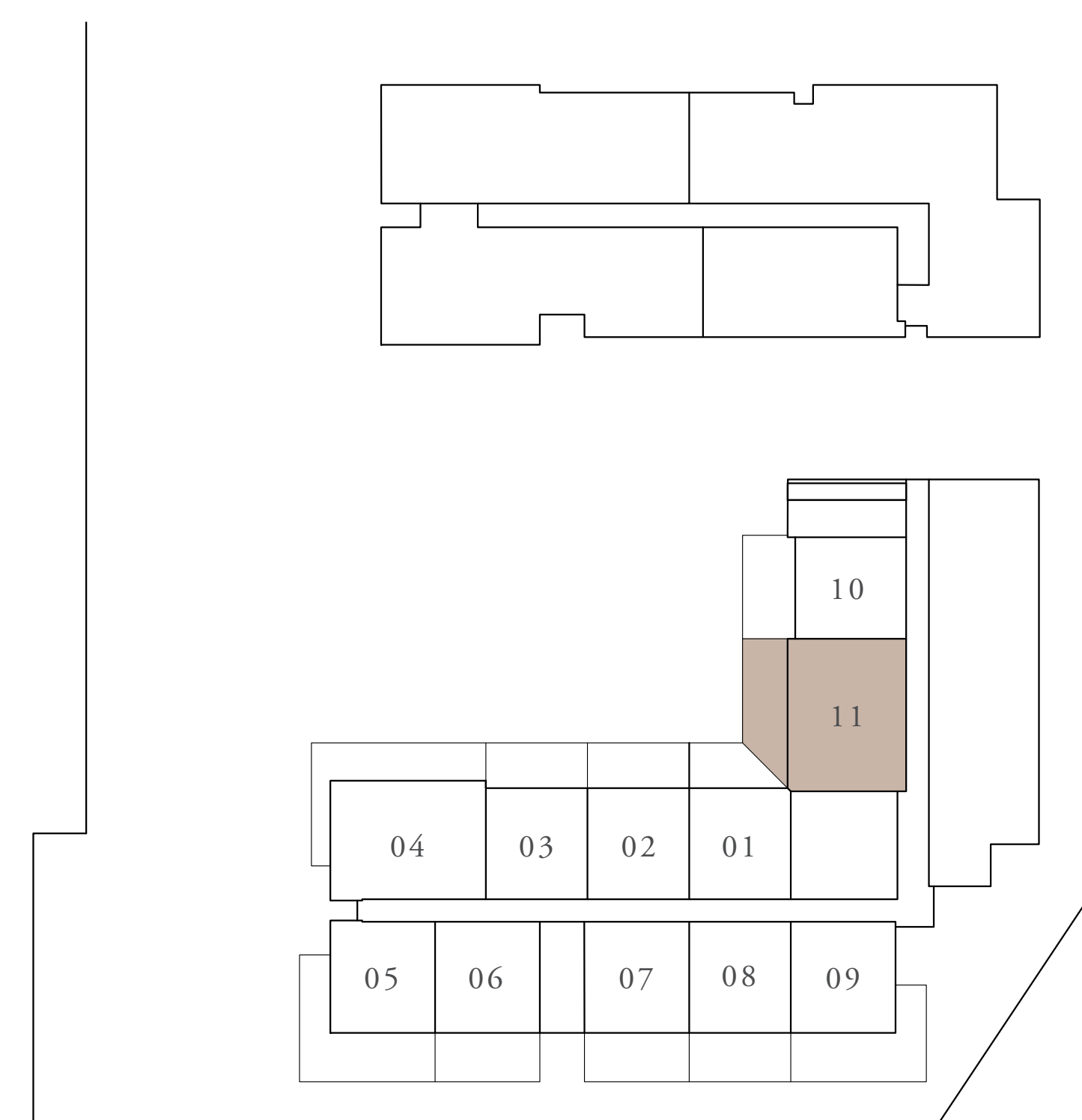
Sunridge

RASHID YACHTS & MARINA

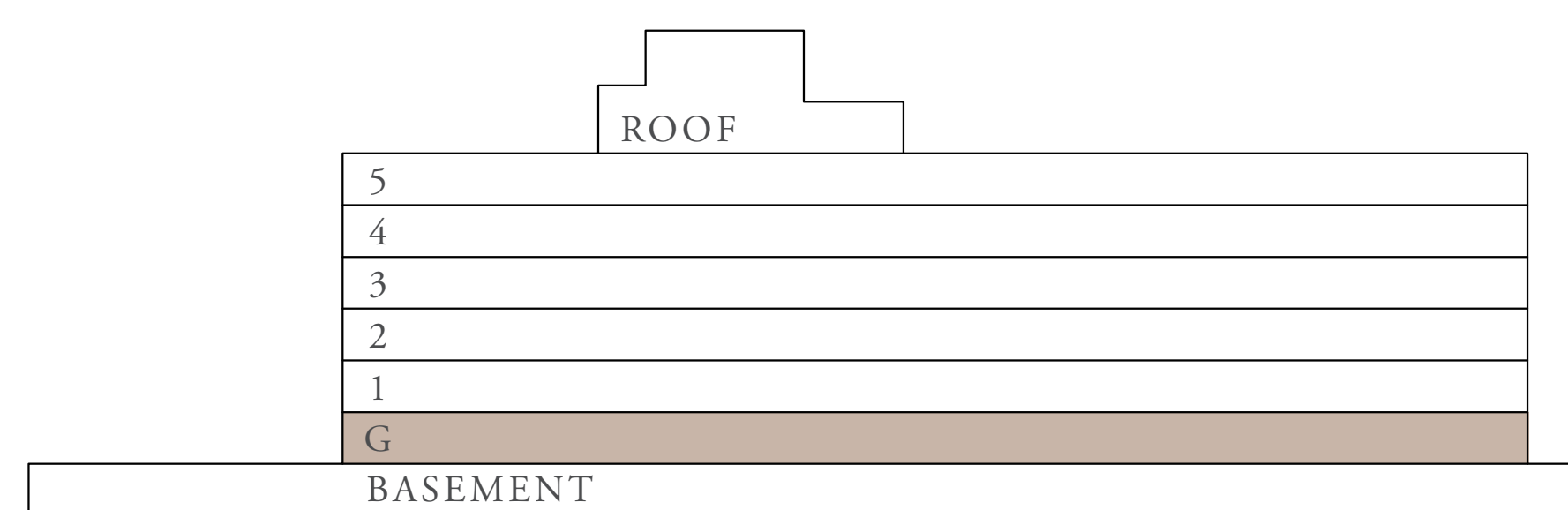
2 BEDROOM TYPE 3

| | | |
|--------------|--------------|-----------------|
| UNITS | G 11 | |
| SUITE AREA | 107.99 SQ.M. | 1,162.39 SQ.FT. |
| TERRACE AREA | 38.38 SQ.M. | 413.12 SQ.FT. |
| TOTAL AREA | 146.37 SQ.M. | 1,575.51 SQ.FT. |

KEY PLANS



KEY SECTION



FLOOR PLAN 1. All dimensions are in imperial and metric, and measured from finish to finish excluding construction tolerances. 2. All materials, dimensions, and drawings are approximate only. 3. Information is subject to change without notice, at developer's absolute discretion. 4. Actual area may vary from the stated area. 5. Drawings not to scale. 6. All images used are for illustrative purposes only and do not represent the actual size, features, specifications, fittings, and furnishings. 7. The developer reserves the right to make revisions / alterations, at its absolute discretion, without any liability whatsoever.

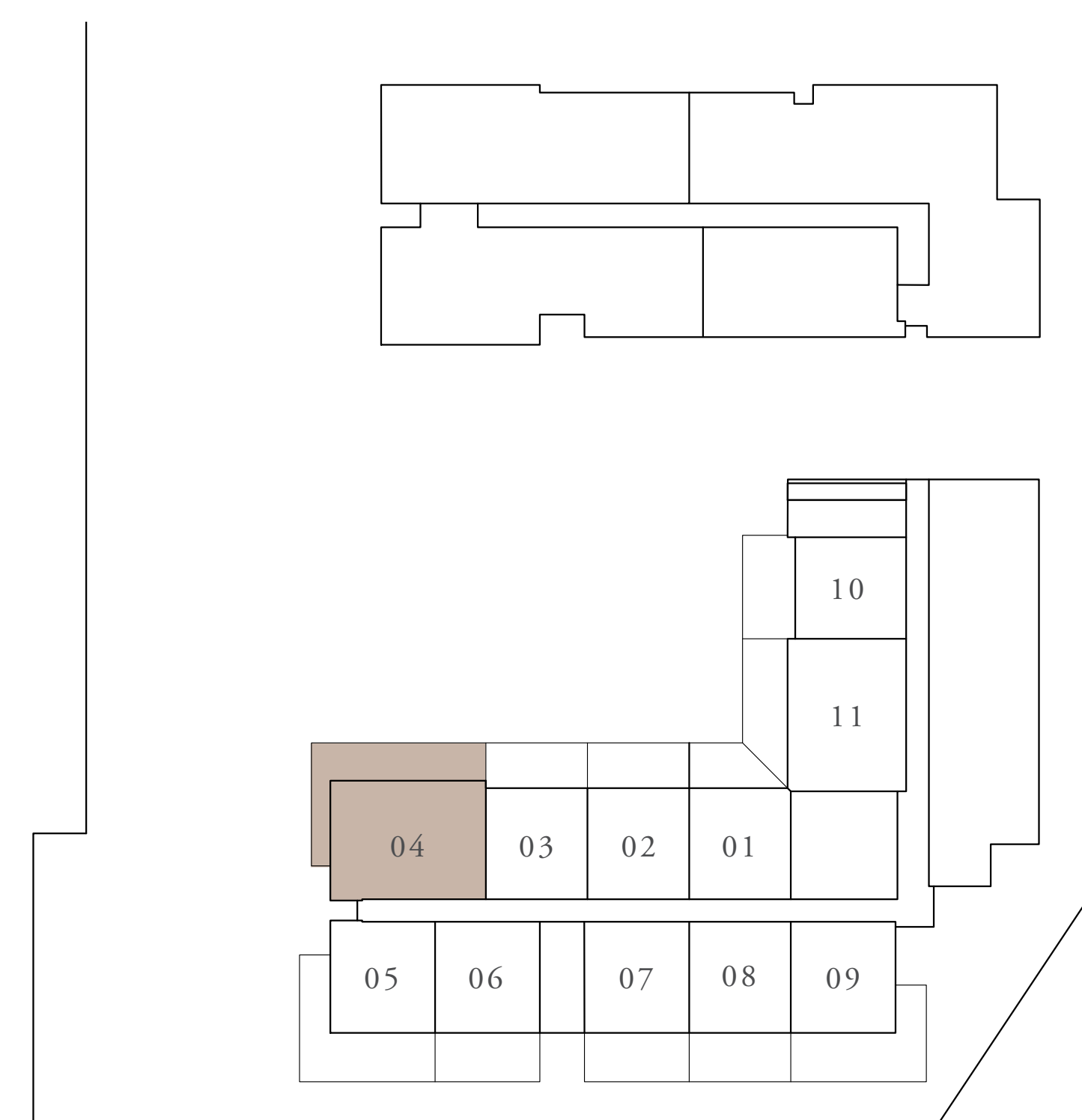
Sunridge

RASHID YACHTS & MARINA

2 BEDROOM TYPE 4

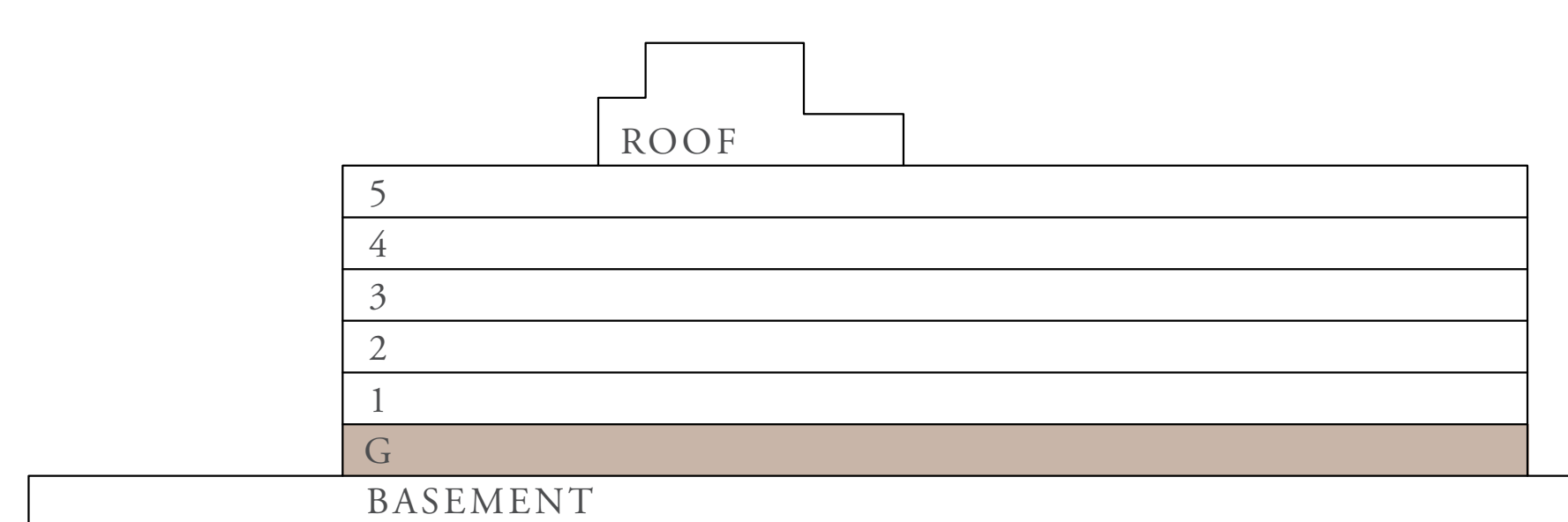
| | | |
|--------------|--------------|-----------------|
| UNITS | G04 | |
| SUITE AREA | 107.89 SQ.M. | 1,161.32 SQ.FT. |
| TERRACE AREA | 53.17 SQ.M. | 572.32 SQ.FT. |
| TOTAL AREA | 161.06 SQ.M. | 1,733.64 SQ.FT. |

KEY PLANS



LEVEL GROUND
UNIT 04

KEY SECTION



FLOOR PLAN 1. All dimensions are in imperial and metric, and measured from finish to finish excluding construction tolerances. 2. All materials, dimensions, and drawings are approximate only. 3. Information is subject to change without notice, at developer's absolute discretion. 4. Actual area may vary from the stated area. 5. Drawings not to scale. 6. All images used are for illustrative purposes only and do not represent the actual size, features, specifications, fittings, and furnishings. 7. The developer reserves the right to make revisions / alterations, at its absolute discretion, without any liability whatsoever.