

club place

DUBAI HILLS ESTATE

FLOOR PLANS

EMAAR

club place

DUBAI HILLS ESTATE

BUILDING A 1 BEDROOM TYPE 1A

UNITS

A207, A307, A407, A507, A607, A707, A807, A907, A1007, A1107, A1207, A1307, A1407, A1507, A1607, A1707, A1807, A1907, A2007

SUITE AREA	707.83 SQ.FT.	65.76 SQ.M.
------------	---------------	-------------

BALCONY AREA	59.52 SQ.FT.	5.53 SQ.M.
--------------	--------------	------------

TOTAL AREA	767.36 SQ.FT.	71.29 SQ.M.
------------	---------------	-------------


A208, A308, A408, A508, A608, A708, A808, A908, A1008, A1108, A1208, A1308, A1408, A1508, A1608, A1708, A1808, A1908,A2008

SUITE AREA	700.73 SQ.FT.	65.10 SQ.M.
------------	---------------	-------------

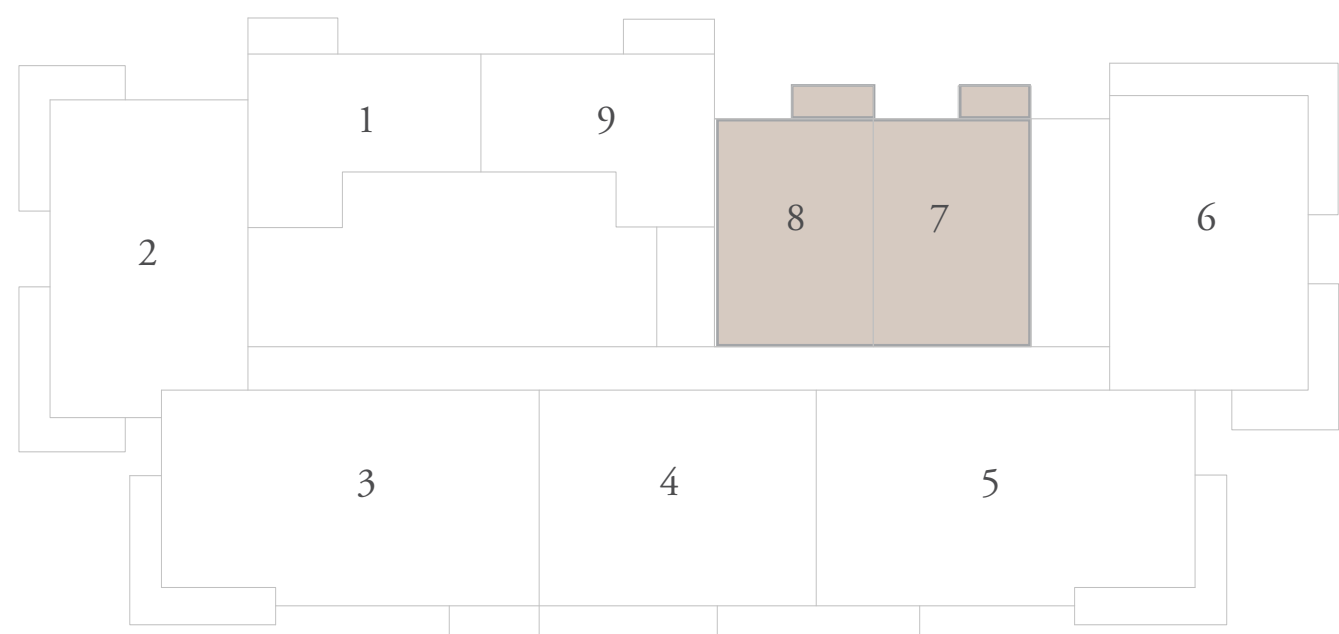
BALCONY AREA	62.11 SQ.FT.	5.77 SQ.M.
--------------	--------------	------------

TOTAL AREA	762.84 SQ.FT.	70.87 SQ.M.
------------	---------------	-------------

KEY SECTION



KEY PLANS



LEVEL 2 TO 20



FLOOR PLAN 1. All dimensions are in imperial and metric, and measured from finish to finish excluding construction tolerances. 2. All materials, dimensions, and drawings are approximate only. 3. Information is subject to change without notice, at developer's absolute discretion. 4. Actual area may vary from the stated area. 5. Drawings not to scale. 6. All images used are for illustrative purposes only and do not represent the actual size, features, specifications, fittings, and furnishings. 7. The developer reserves the right to make revisions / alterations, at it's absolute discretion, without any liability whatsoever.


club place

DUBAI HILLS ESTATE

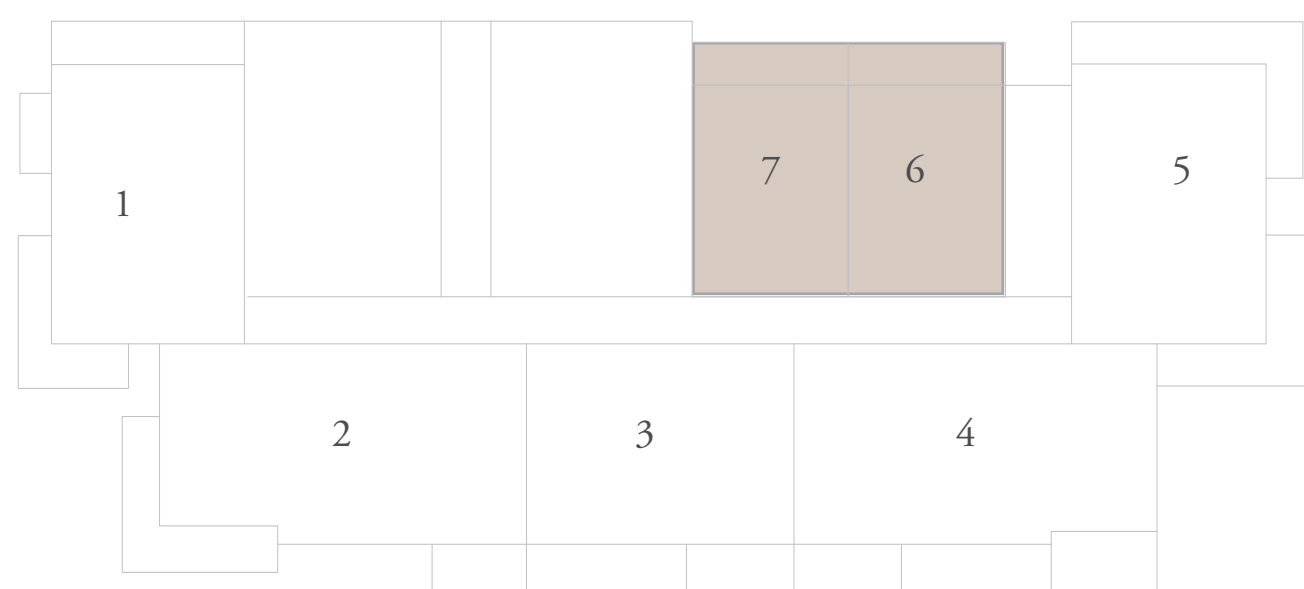
BUILDING A 1 BEDROOM TYPE 1C

UNITS		
A106		
SUITE AREA	707.83 SQ.FT.	65.76 SQ.M.
BALCONY AREA	125.18 SQ.FT.	11.63 SQ.M.
TOTAL AREA	833.02 SQ.FT.	77.39 SQ.M.
A107		
SUITE AREA	700.84 SQ.FT.	65.11 SQ.M.
BALCONY AREA	125.29 SQ.FT.	11.64 SQ.M.
TOTAL AREA	826.13 SQ.FT.	76.75 SQ.M.

KEY SECTION



KEY PLANS



LEVEL1



FLOOR PLAN 1. All dimensions are in imperial and metric, and measured from finish to finish excluding construction tolerances. 2. All materials, dimensions, and drawings are approximate only. 3. Information is subject to change without notice, at developer's absolute discretion. 4. Actual area may vary from the stated area. 5. Drawings not to scale. 6. All images used are for illustrative purposes only and do not represent the actual size, features, specifications, fittings, and furnishings. 7. The developer reserves the right to make revisions / alterations, at it's absolute discretion, without any liability whatsoever.

club place

DUBAI HILLS ESTATE


BUILDING A 1 BEDROOM TYPE 2A

UNITS

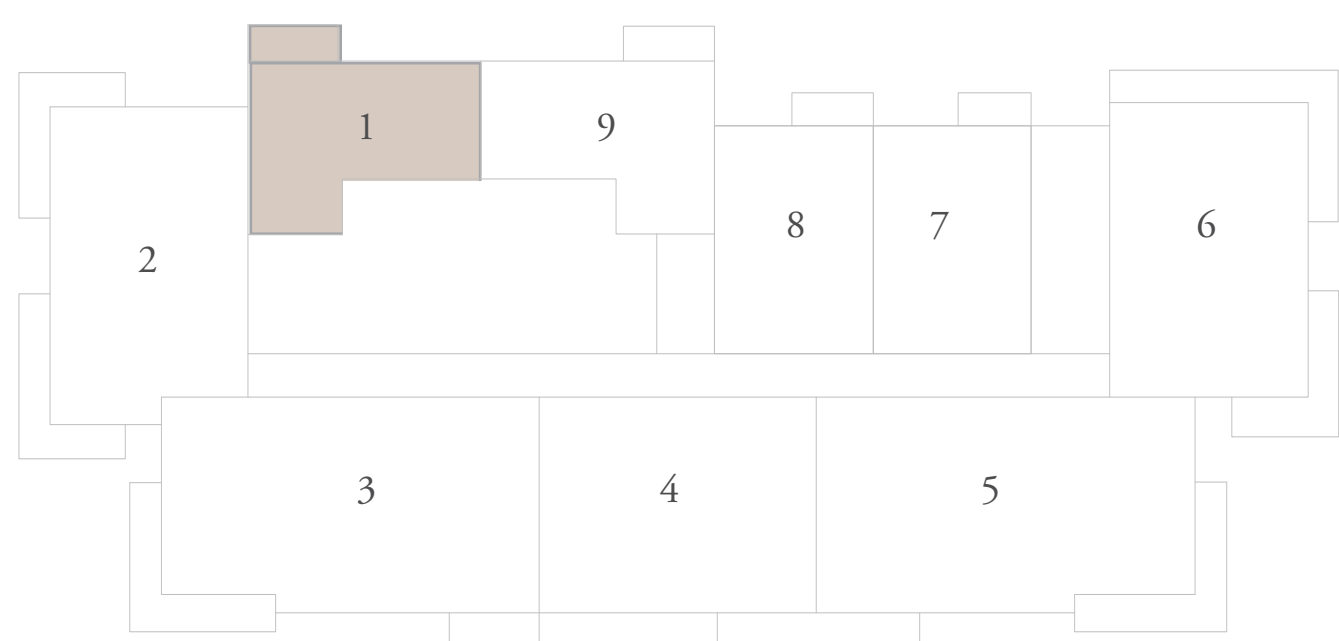
A201, A301, A401, A501, A601, A701, A801, A901, A1001, A1101, A1201, A1301, A1401, A1501, A1601, A1701, A1801, A1901, A2001

SUITE AREA	627.32 SQ.FT.	58.28 SQ.M.
BALCONY AREA	70.4 SQ.FT.	6.54 SQ.M.
TOTAL AREA	697.72 SQ.FT.	64.82 SQ.M.

KEY SECTION



KEY PLANS



LEVEL 2 TO 20



FLOOR PLAN 1. All dimensions are in imperial and metric, and measured from finish to finish excluding construction tolerances. 2. All materials, dimensions, and drawings are approximate only. 3. Information is subject to change without notice, at developer's absolute discretion. 4. Actual area may vary from the stated area. 5. Drawings not to scale. 6. All images used are for illustrative purposes only and do not represent the actual size, features, specifications, fittings, and furnishings. 7. The developer reserves the right to make revisions / alterations, at it's absolute discretion, without any liability whatsoever.

club place

DUBAI HILLS ESTATE


BUILDING A 1 BEDROOM TYPE 2B

UNITS

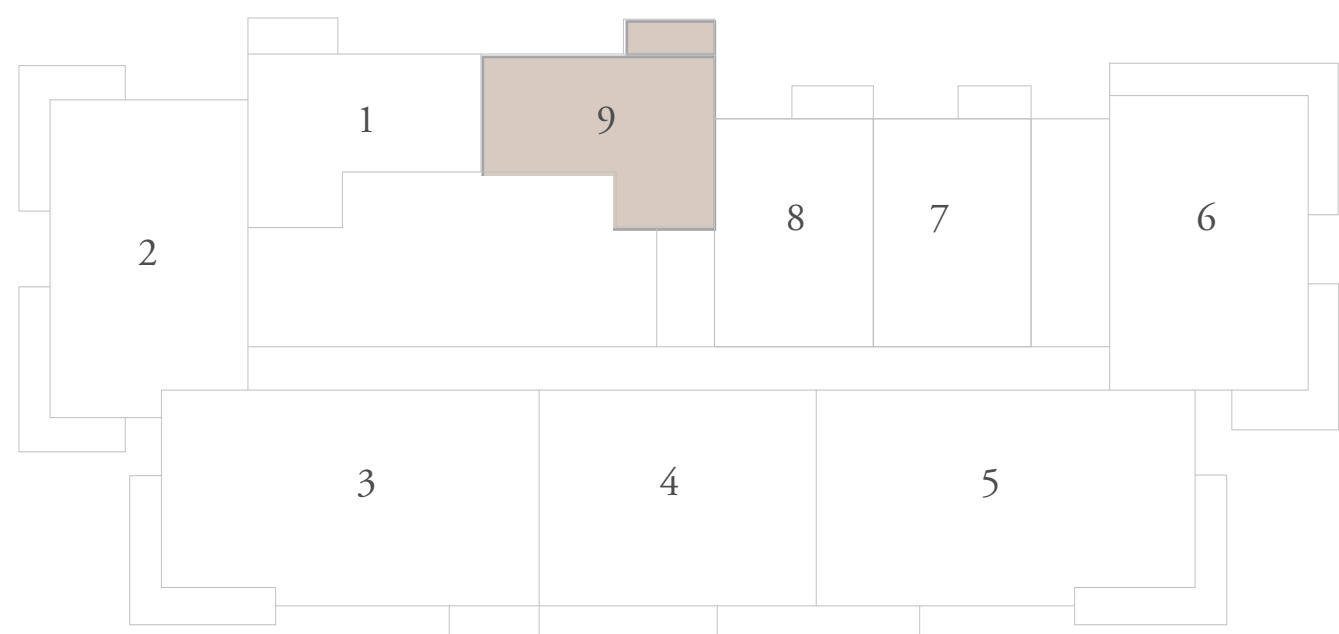
A209, A309, A409, A509, A609, A709, A809, A909, A1009, A1109, A1209, A1309, A1409, A1509, A1609, A1709, A1809, A1909, A2009

SUITE AREA	622.37 SQ.FT.	57.82 SQ.M.
BALCONY AREA	70.93 SQ.FT.	6.59 SQ.M.
TOTAL AREA	693.3 SQ.FT.	64.41 SQ.M.

KEY SECTION



KEY PLANS



LEVEL 2 TO 20



FLOOR PLAN 1. All dimensions are in imperial and metric, and measured from finish to finish excluding construction tolerances. 2. All materials, dimensions, and drawings are approximate only. 3. Information is subject to change without notice, at developer's absolute discretion. 4. Actual area may vary from the stated area. 5. Drawings not to scale. 6. All images used are for illustrative purposes only and do not represent the actual size, features, specifications, fittings, and furnishings. 7. The developer reserves the right to make revisions / alterations, at it's absolute discretion, without any liability whatsoever.

club place

DUBAI HILLS ESTATE

BUILDING A 2 BEDROOM TYPE 1A

UNITS

AP02

SUITE AREA	1090.17 SQ.FT.	101.28 SQ.M.
------------	----------------	--------------

BALCONY AREA	77.93 SQ.FT.	7.24 SQ.M.
--------------	--------------	------------

TOTAL AREA	1168.1 SQ.FT.	108.52 SQ.M.
------------	---------------	--------------


A103, A204, A304, A404, A504, A604, A704, A804, A904, A1004, A1104, A1204, A1304, A1404, A1504, A1604, A1704, A1804, A1904, A2004

SUITE AREA	1095.66 SQ.FT.	101.79 SQ.M.
------------	----------------	--------------


BALCONY AREA	77.93 SQ.FT.	7.24 SQ.M.
--------------	--------------	------------

TOTAL AREA	1173.59 SQ.FT.	109.03 SQ.M.
------------	----------------	--------------

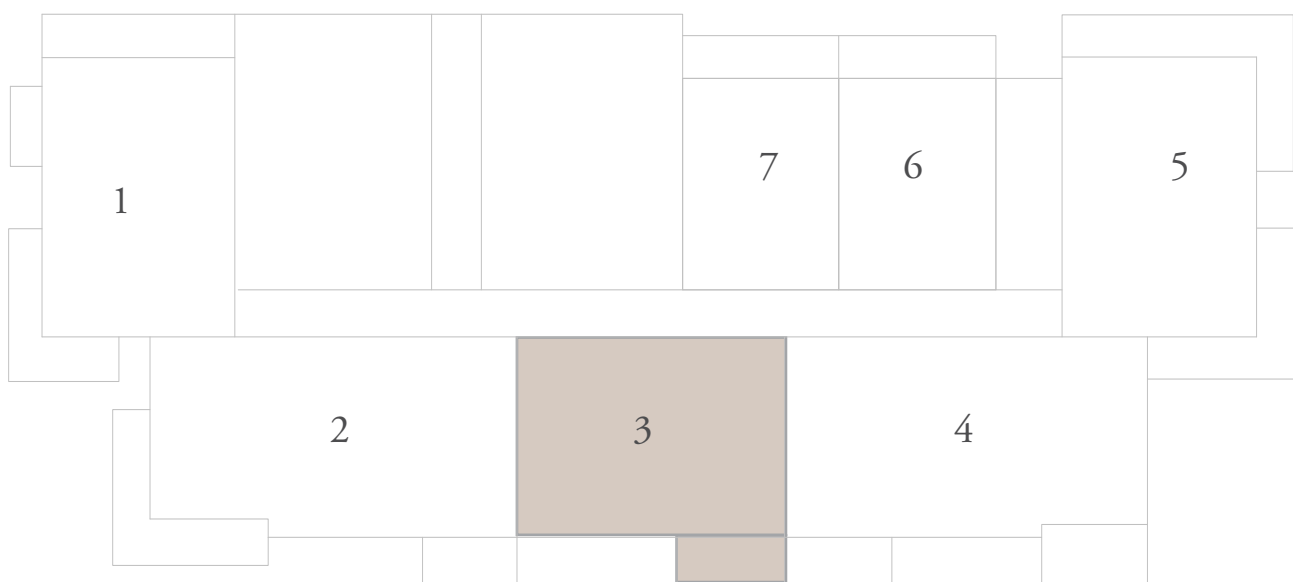
KEY SECTION



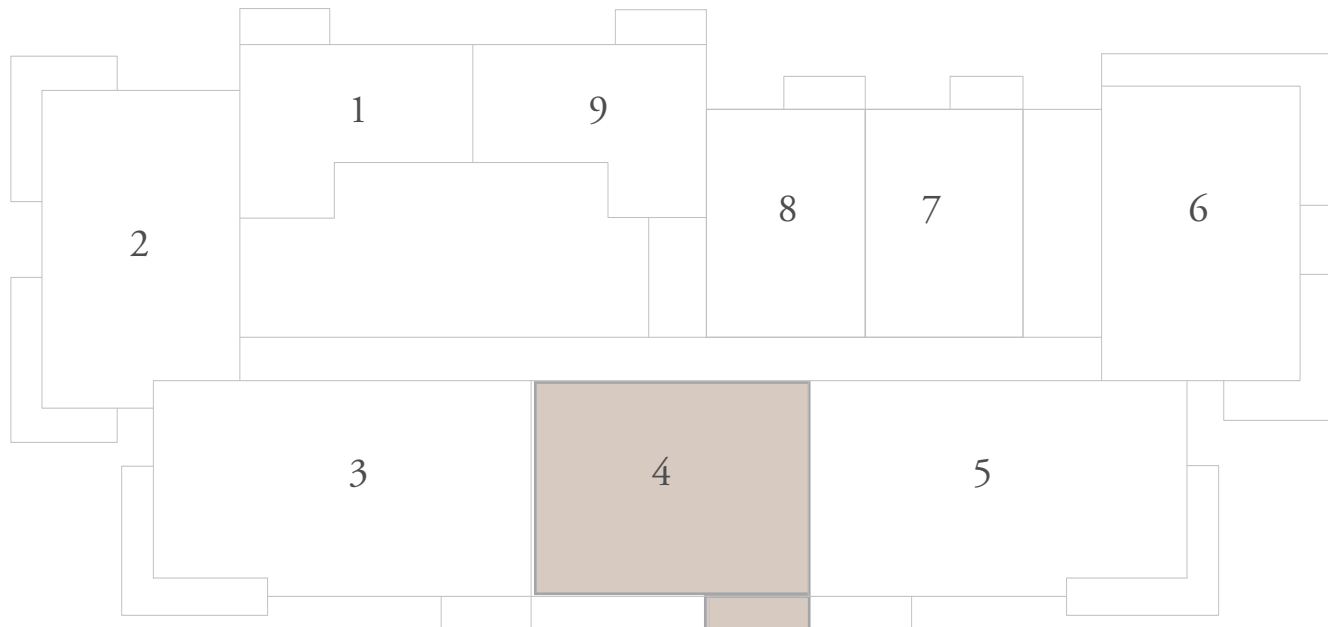
KEY PLANS



PODIUM



LEVEL1



LEVEL 2 TO 20



FLOOR PLAN 1. All dimensions are in imperial and metric, and measured from finish to finish excluding construction tolerances. 2. All materials, dimensions, and drawings are approximate only. 3. Information is subject to change without notice, at developer's absolute discretion. 4. Actual area may vary from the stated area. 5. Drawings not to scale. 6. All images used are for illustrative purposes only and do not represent the actual size, features, specifications, fittings, and furnishings. 7. The developer reserves the right to make revisions / alterations, at it's absolute discretion, without any liability whatsoever.

club place


DUBAI HILLS ESTATE

BUILDING A 2 BEDROOM TYPE 1C

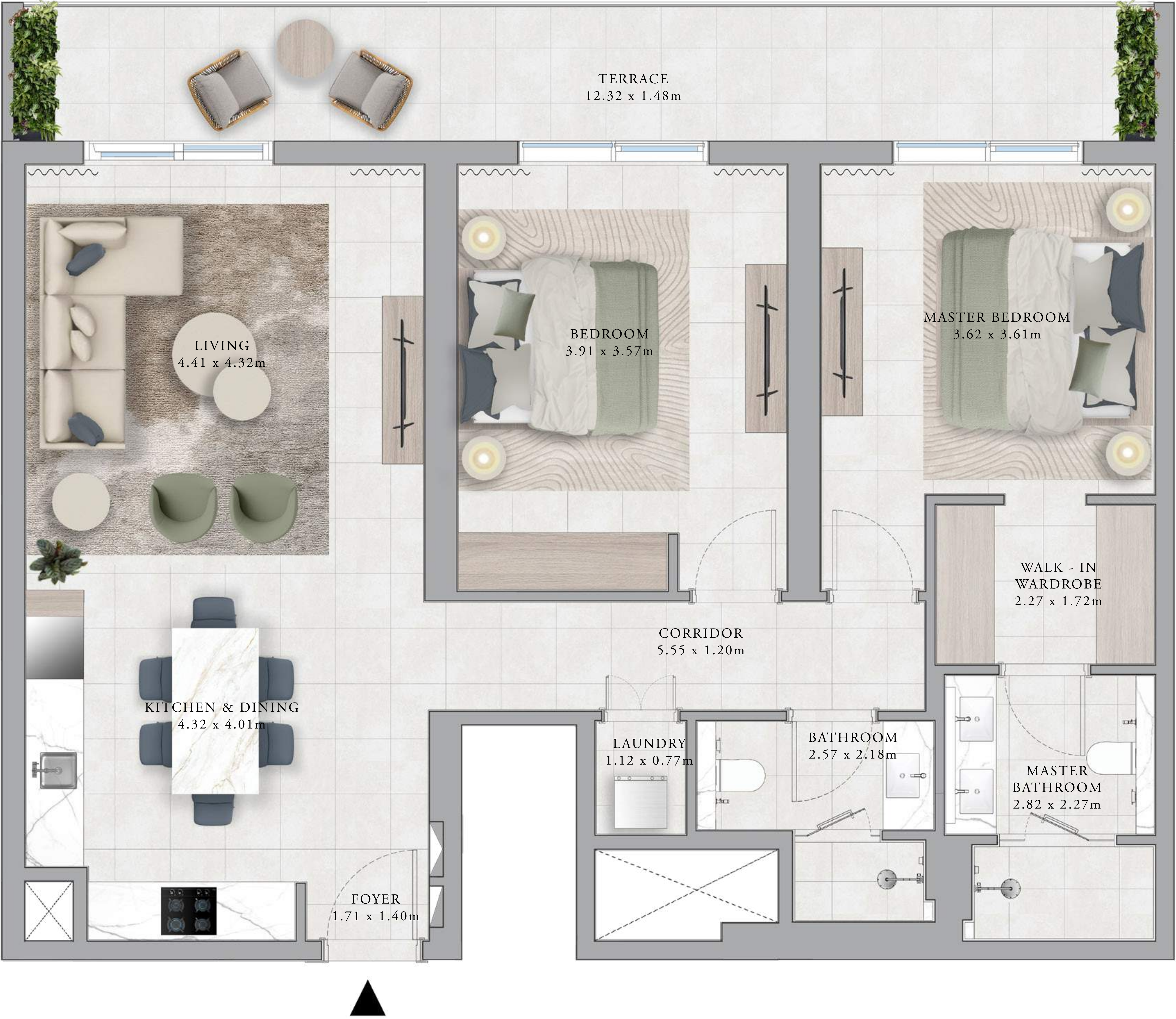
UNITS
AG 02

SUITE AREA	1092.86 SQ.FT.	101.53 SQ.M.
BALCONY AREA	290.3 SQ.FT.	26.97 SQ.M.
TOTAL AREA	1383.16 SQ.FT.	128.50 SQ.M.

KEY SECTION



KEY PLANS



FLOOR PLAN 1. All dimensions are in imperial and metric, and measured from finish to finish excluding construction tolerances. 2. All materials, dimensions, and drawings are approximate only. 3. Information is subject to change without notice, at developer's absolute discretion. 4. Actual area may vary from the stated area. 5. Drawings not to scale. 6. All images used are for illustrative purposes only and do not represent the actual size, features, specifications, fittings, and furnishings. 7. The developer reserves the right to make revisions / alterations, at it's absolute discretion, without any liability whatsoever.

club place

DUBAI HILLS ESTATE


BUILDING A 2 BEDROOM TYPE 2A

UNITS

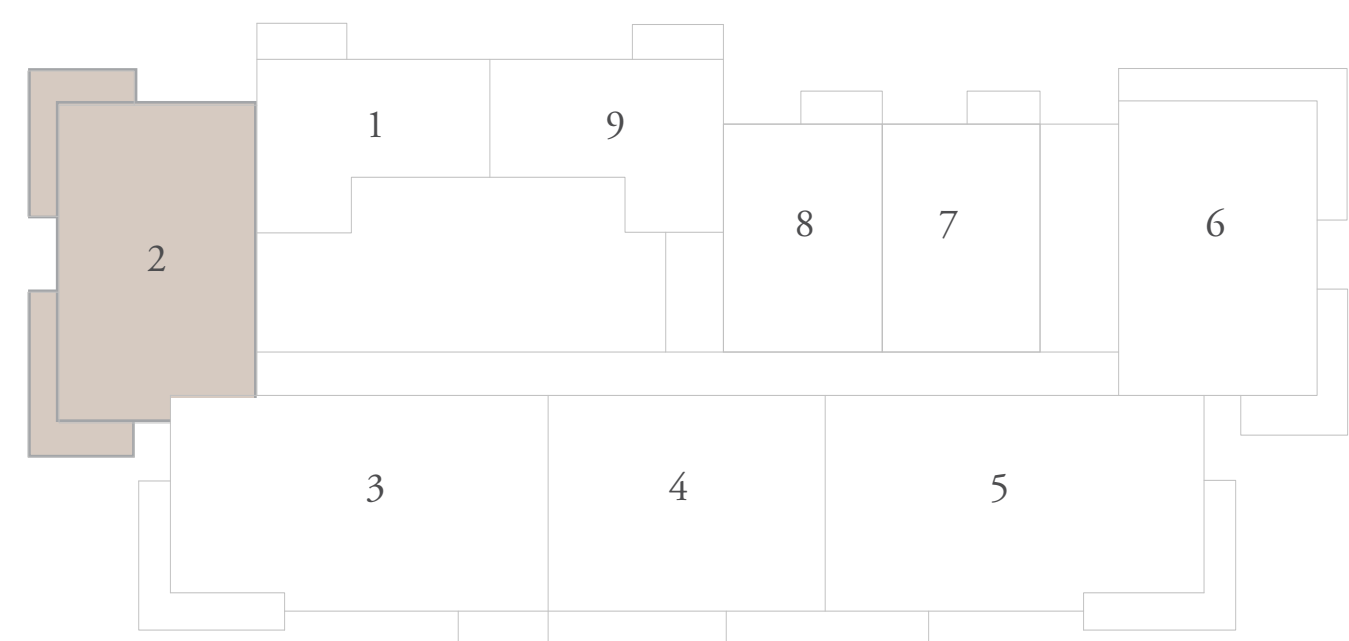
A202, A302, A402, A502, A602, A702, A802, A902, A1002, A1102, A1202, A1302, A1402, A1502, A1602, A1702, A1802, A1902, A2002

SUITE AREA	1099.75 SQ.FT.	102.17 SQ.M.
BALCONY AREA	322.06 SQ.FT.	29.92 SQ.M.
TOTAL AREA	1421.80 SQ.FT.	132.09 SQ.M.

KEY SECTION



KEY PLANS



LEVEL 2 TO 20



FLOOR PLAN 1. All dimensions are in imperial and metric, and measured from finish to finish excluding construction tolerances. 2. All materials, dimensions, and drawings are approximate only. 3. Information is subject to change without notice, at developer's absolute discretion. 4. Actual area may vary from the stated area. 5. Drawings not to scale. 6. All images used are for illustrative purposes only and do not represent the actual size, features, specifications, fittings, and furnishings. 7. The developer reserves the right to make revisions / alterations, at it's absolute discretion, without any liability whatsoever.

club place


DUBAI HILLS ESTATE

BUILDING A 2 BEDROOM TYPE 2D

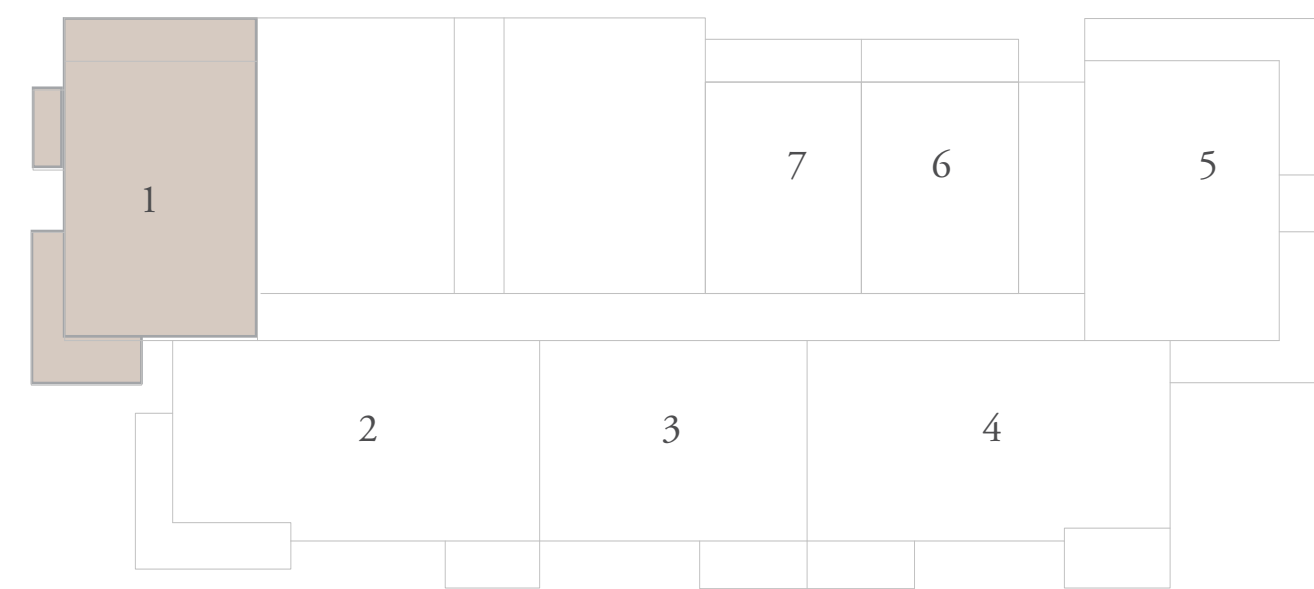
UNITS
A101

SUITE AREA	1102.22 SQ.FT.	102.40 SQ.M.
BALCONY AREA	363.50 SQ.FT.	33.77 SQ.M.
TOTAL AREA	1465.72 SQ.FT.	136.17 SQ.M.

KEY SECTION



KEY PLANS



LEVEL 1



FLOOR PLAN 1. All dimensions are in imperial and metric, and measured from finish to finish excluding construction tolerances. 2. All materials, dimensions, and drawings are approximate only. 3. Information is subject to change without notice, at developer's absolute discretion. 4. Actual area may vary from the stated area. 5. Drawings not to scale. 6. All images used are for illustrative purposes only and do not represent the actual size, features, specifications, fittings, and furnishings. 7. The developer reserves the right to make revisions / alterations, at it's absolute discretion, without any liability whatsoever.

club place

DUBAI HILLS ESTATE


BUILDING A 2 BEDROOM TYPE 2E

UNITS

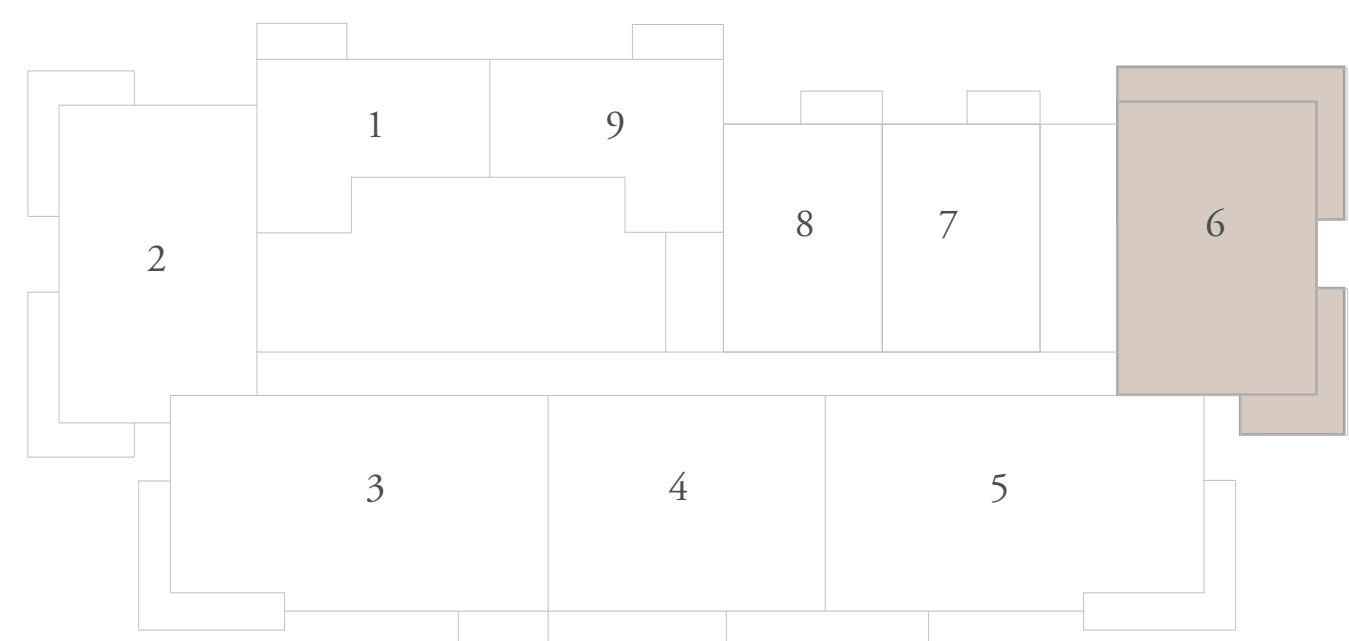
A206, A306, A406, A506, A606, A706, A806, A906, A1006, A1106, A1206, A1306, A1406, A1506, A1606, A1706, A1806, A1906, A2006

SUITE AREA	1097.06 SQ.FT.	101.92 SQ.M.
BALCONY AREA	427.33 SQ.FT.	39.70 SQ.M.
TOTAL AREA	1524.38 SQ.FT.	141.62 SQ.M.

KEY SECTION



KEY PLANS



LEVEL 2 TO 20



FLOOR PLAN 1. All dimensions are in imperial and metric, and measured from finish to finish excluding construction tolerances. 2. All materials, dimensions, and drawings are approximate only. 3. Information is subject to change without notice, at developer's absolute discretion. 4. Actual area may vary from the stated area. 5. Drawings not to scale. 6. All images used are for illustrative purposes only and do not represent the actual size, features, specifications, fittings, and furnishings. 7. The developer reserves the right to make revisions / alterations, at it's absolute discretion, without any liability whatsoever.

club place


DUBAI HILLS ESTATE

BUILDING A 2 BEDROOM TYPE 2F

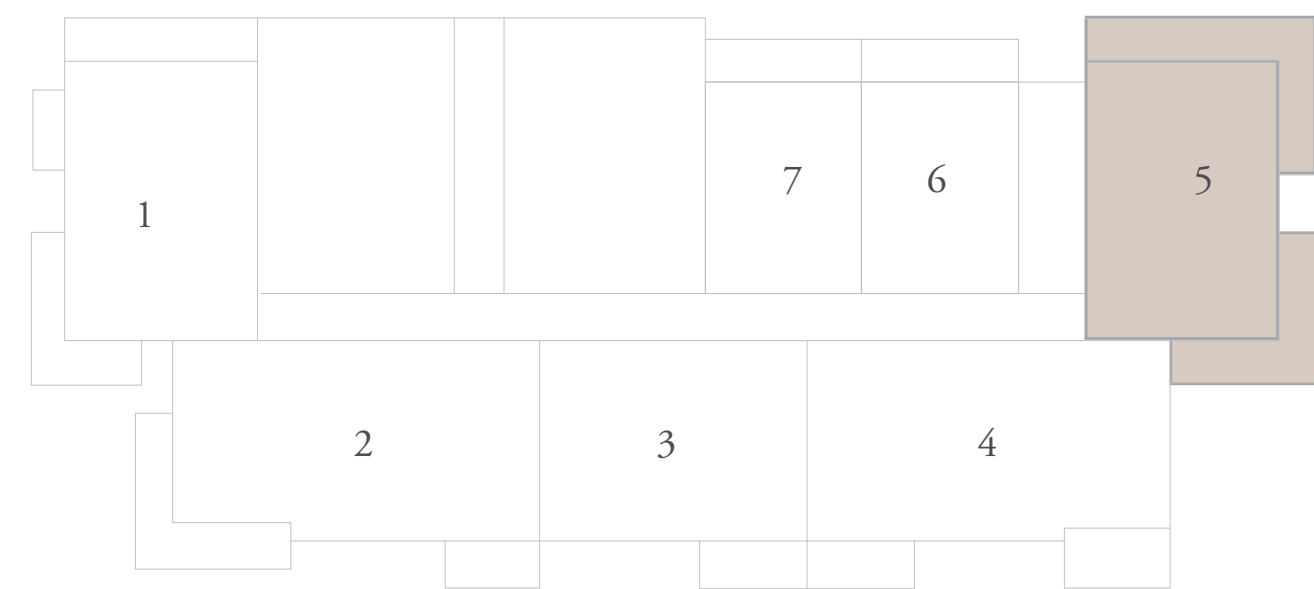
UNITS
A105

SUITE AREA	1099.53 SQ.FT.	102.15 SQ.M.
BALCONY AREA	459.62 SQ.FT.	42.70 SQ.M.
TOTAL AREA	1559.15 SQ.FT.	144.85 SQ.M.

KEY SECTION



KEY PLANS



LEVEL 1



FLOOR PLAN 1. All dimensions are in imperial and metric, and measured from finish to finish excluding construction tolerances. 2. All materials, dimensions, and drawings are approximate only. 3. Information is subject to change without notice, at developer's absolute discretion. 4. Actual area may vary from the stated area. 5. Drawings not to scale. 6. All images used are for illustrative purposes only and do not represent the actual size, features, specifications, fittings, and furnishings. 7. The developer reserves the right to make revisions / alterations, at it's absolute discretion, without any liability whatsoever.

club place

DUBAI HILLS ESTATE


BUILDING A 3 BEDROOM TYPE 1A

UNITS


AP01, A102, A203, A303, A403, A503, A603, A703, A803, A903, A1003, A1103, A1203, A1303, A1403, A1503, A1603, A1703, A1803, A1903, A2003

SUITE AREA	1495.54 - 1497.26 SQ.FT.	138.94 - 139.10 SQ.M.
BALCONY AREA	255.64 - 256.07SQ.FT.	23.75 - 23.79 SQ.M.
TOTAL AREA	1751.61 - 1752.90 SQ.FT.	162.73 - 162.85 SQ.M.

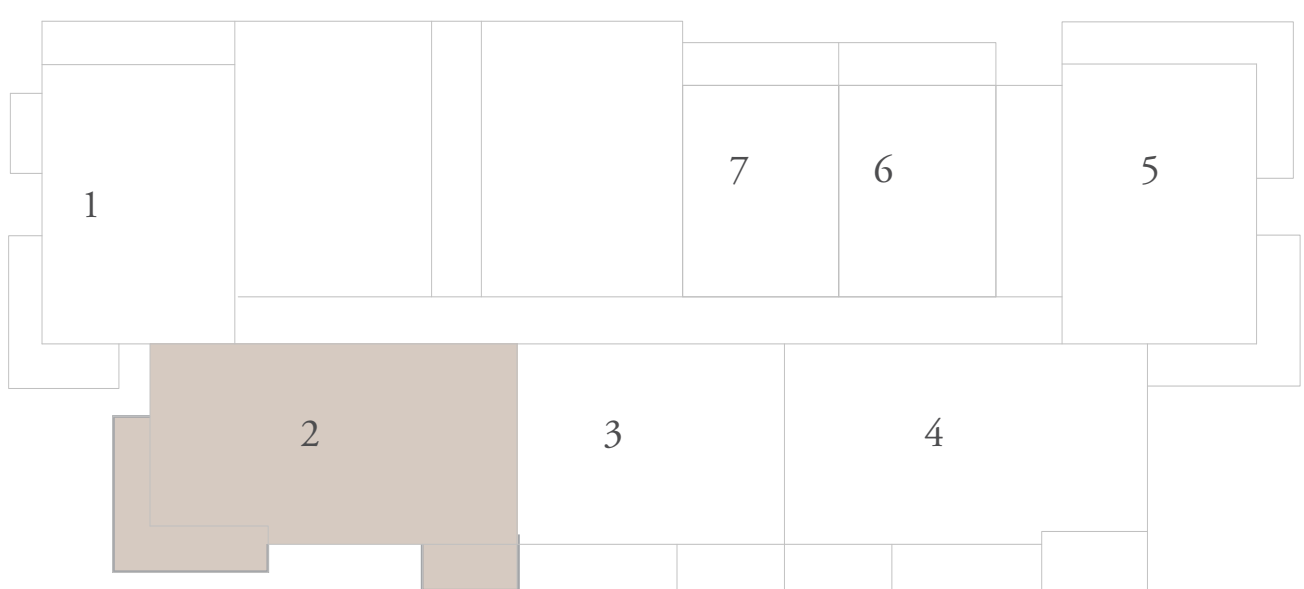
KEY SECTION



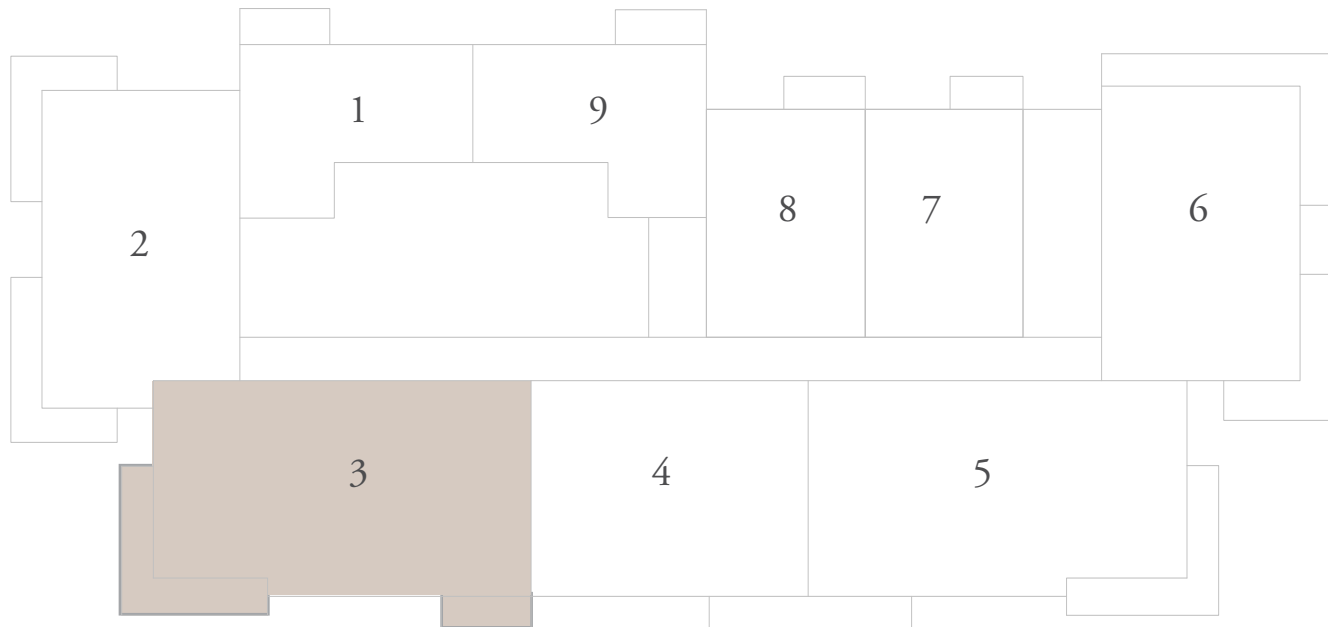
KEY PLANS



PODIUM



LEVEL 1



LEVEL 2 TO 20



FLOOR PLAN 1. All dimensions are in imperial and metric, and measured from finish to finish excluding construction tolerances. 2. All materials, dimensions, and drawings are approximate only. 3. Information is subject to change without notice, at developer's absolute discretion. 4. Actual area may vary from the stated area. 5. Drawings not to scale. 6. All images used are for illustrative purposes only and do not represent the actual size, features, specifications, fittings, and furnishings. 7. The developer reserves the right to make revisions / alterations, at it's absolute discretion, without any liability whatsoever.

club place

DUBAI HILLS ESTATE


BUILDING A 3 BEDROOM TYPE 1B

UNITS

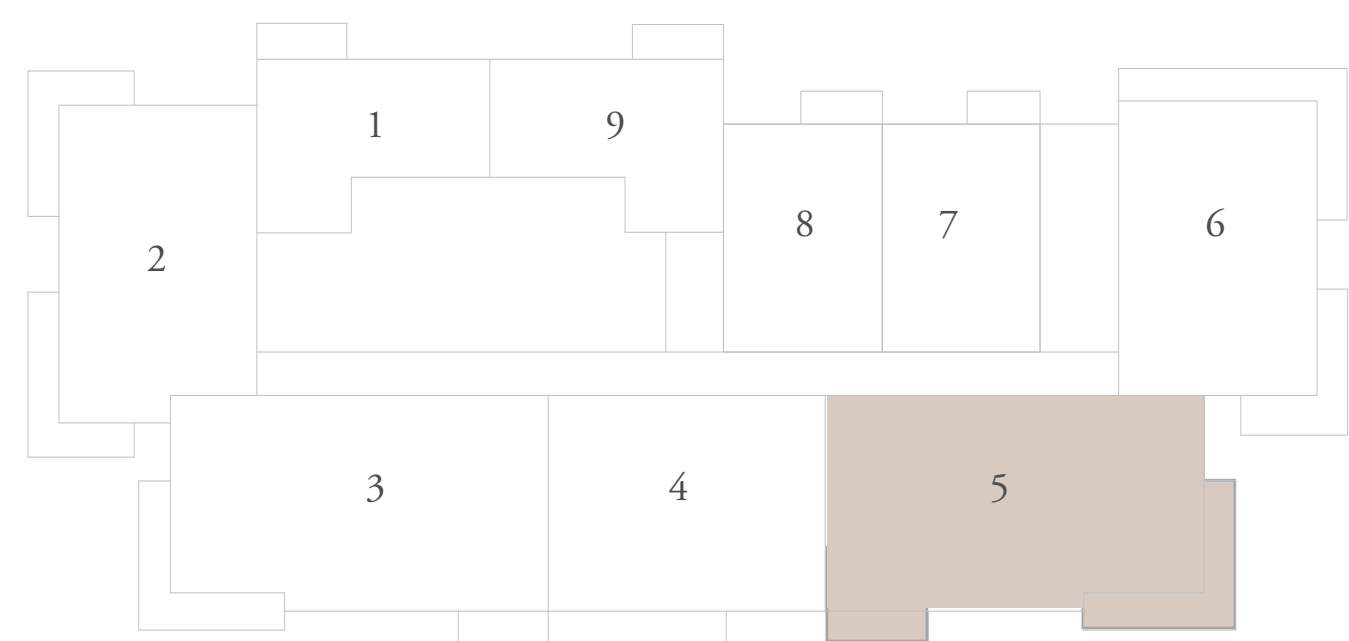
A205, A305, A405, A505, A605, A705, A805, A905, A1005, A1105, A1205, A1305, A1405, A1505, A1605, A1705, A1805, A1905,A2005

SUITE AREA	1492.42 SQ.FT.	138.65 SQ.M.
BALCONY AREA	265.55 SQ.FT.	24.67 SQ.M.
TOTAL AREA	1757.96 SQ.FT.	163.32 SQ.M.

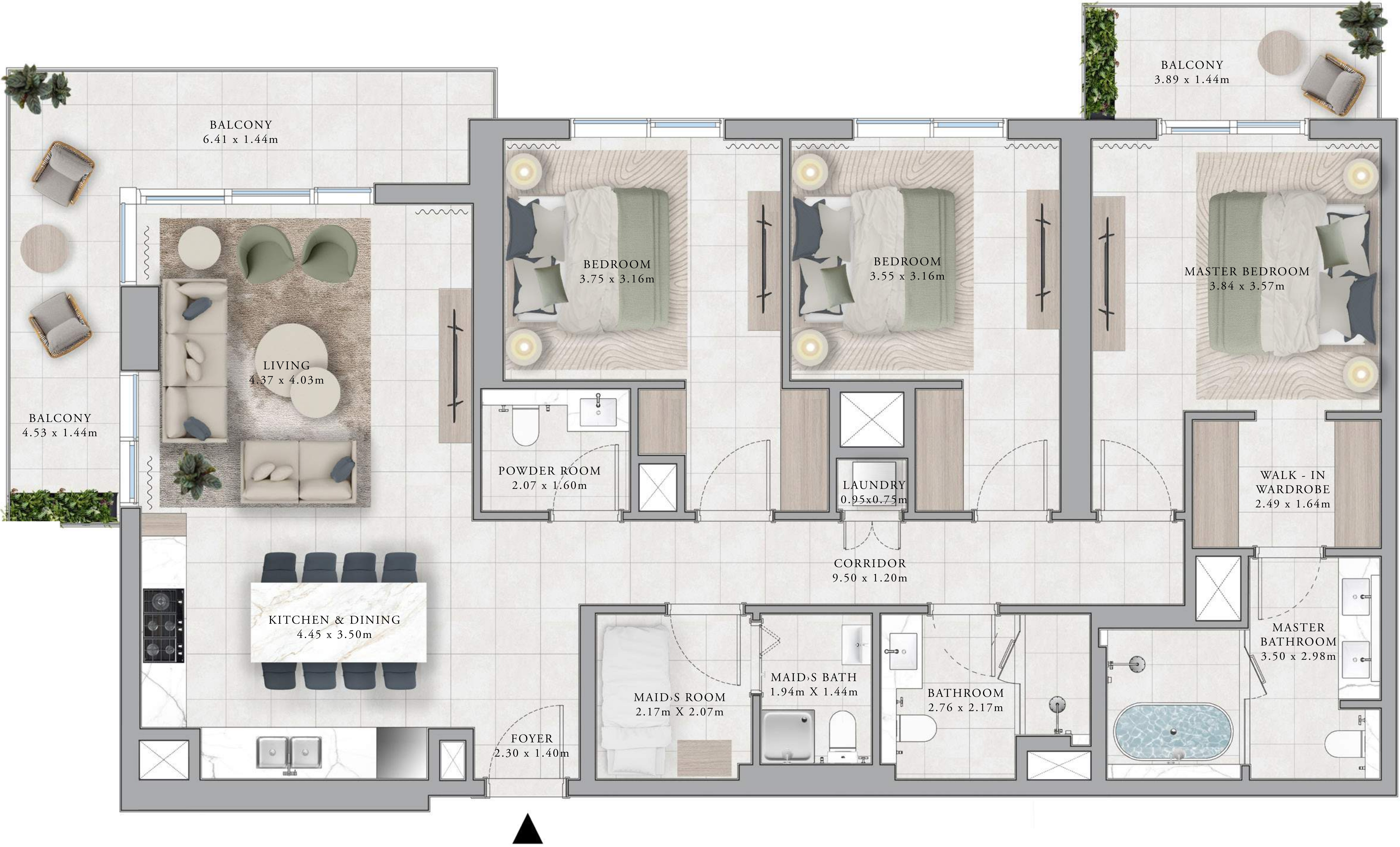
KEY SECTION



KEY PLANS



LEVEL 2 TO 20



FLOOR PLAN 1. All dimensions are in imperial and metric, and measured from finish to finish excluding construction tolerances. 2. All materials, dimensions, and drawings are approximate only. 3. Information is subject to change without notice, at developer's absolute discretion. 4. Actual area may vary from the stated area. 5. Drawings not to scale. 6. All images used are for illustrative purposes only and do not represent the actual size, features, specifications, fittings, and furnishings. 7. The developer reserves the right to make revisions / alterations, at it's absolute discretion, without any liability whatsoever.

club place


DUBAI HILLS ESTATE

BUILDING A 3 BEDROOM TYPE 1C

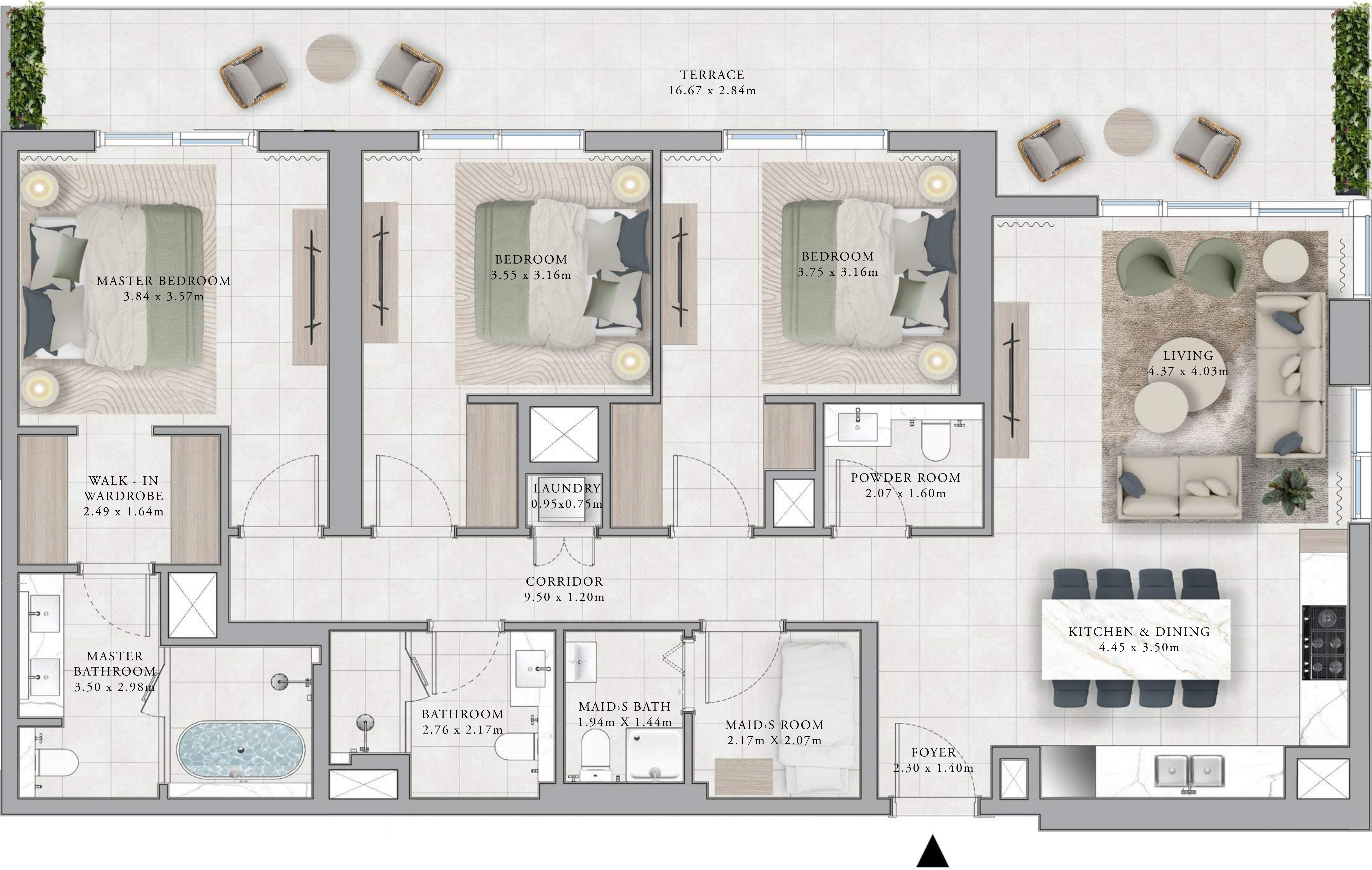
UNITS
AG 01

SUITE AREA	1492.74 SQ.FT.	138.68 SQ.M.
BALCONY AREA	438.63 SQ.FT.	40.75 SQ.M.
TOTAL AREA	1931.37 SQ.FT.	179.43 SQ.M.

KEY SECTION



KEY PLANS



FLOOR PLAN 1. All dimensions are in imperial and metric, and measured from finish to finish excluding construction tolerances. 2. All materials, dimensions, and drawings are approximate only. 3. Information is subject to change without notice, at developer's absolute discretion. 4. Actual area may vary from the stated area. 5. Drawings not to scale. 6. All images used are for illustrative purposes only and do not represent the actual size, features, specifications, fittings, and furnishings. 7. The developer reserves the right to make revisions / alterations, at it's absolute discretion, without any liability whatsoever.

club place


DUBAI HILLS ESTATE

BUILDING A 3 BEDROOM TYPE 1E

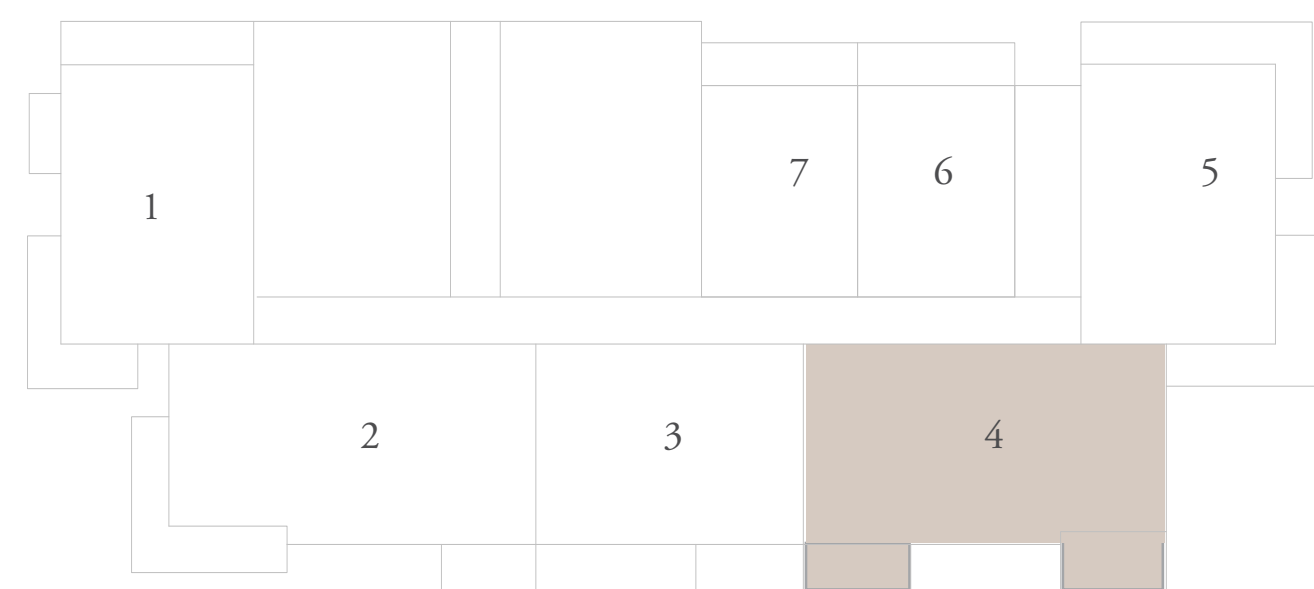
UNITS
A104

SUITE AREA	1492.63 SQ.FT.	138.67 SQ.M.
BALCONY AREA	161.35 SQ.FT.	14.99 SQ.M.
TOTAL AREA	1653.98 SQ.FT.	153.66 SQ.M.

KEY SECTION



KEY PLANS



LEVEL 1



FLOOR PLAN 1. All dimensions are in imperial and metric, and measured from finish to finish excluding construction tolerances. 2. All materials, dimensions, and drawings are approximate only. 3. Information is subject to change without notice, at developer's absolute discretion. 4. Actual area may vary from the stated area. 5. Drawings not to scale. 6. All images used are for illustrative purposes only and do not represent the actual size, features, specifications, fittings, and furnishings. 7. The developer reserves the right to make revisions / alterations, at it's absolute discretion, without any liability whatsoever.

club place


DUBAI HILLS ESTATE

BUILDING A 3 BEDROOM TYPE 2A

UNITS
AP03

SUITE AREA	1502.86 SQ.FT.	139.62 SQ.M.
BALCONY AREA	162.97 SQ.FT.	15.14 SQ.M.
TOTAL AREA	1665.82 SQ.FT.	154.76 SQ.M.

KEY SECTION



KEY PLANS



FLOOR PLAN 1. All dimensions are in imperial and metric, and measured from finish to finish excluding construction tolerances. 2. All materials, dimensions, and drawings are approximate only. 3. Information is subject to change without notice, at developer's absolute discretion. 4. Actual area may vary from the stated area. 5. Drawings not to scale. 6. All images used are for illustrative purposes only and do not represent the actual size, features, specifications, fittings, and furnishings. 7. The developer reserves the right to make revisions / alterations, at it's absolute discretion, without any liability whatsoever.

club place

DUBAI HILLS ESTATE


BUILDING A 3 BEDROOM TYPE 2C

UNITS
AG03

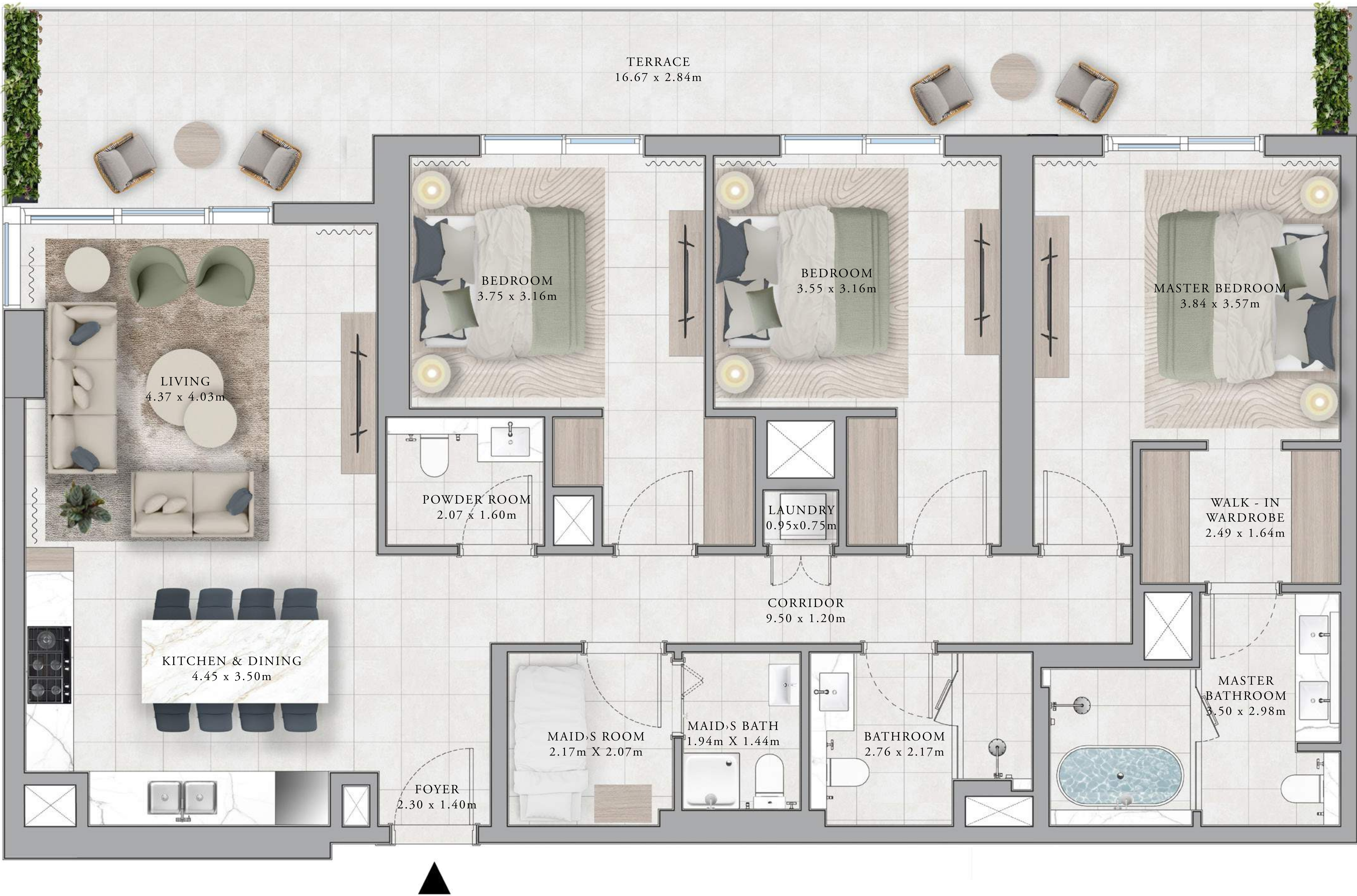
SUITE AREA	1489.94 SQ.FT.	138.42 SQ.M.
BALCONY AREA	433.46 SQ.FT.	40.27 SQ.M.
TOTAL AREA	1923.40 SQ.FT.	178.69 SQ.M.

KEY SECTION

KEY PLANS



GROUND



FLOOR PLAN 1. All dimensions are in imperial and metric, and measured from finish to finish excluding construction tolerances. 2. All materials, dimensions, and drawings are approximate only. 3. Information is subject to change without notice, at developer's absolute discretion. 4. Actual area may vary from the stated area. 5. Drawings not to scale. 6. All images used are for illustrative purposes only and do not represent the actual size, features, specifications, fittings, and furnishings. 7. The developer reserves the right to make revisions / alterations, at it's absolute discretion, without any liability whatsoever.

club place

DUBAI HILLS ESTATE

BUILDING B 1 BEDROOM TYPE 3A

UNITS

BP08, BP09, BP10, B113, B114, B115

SUITE AREA	668.33 - 676.51 SQ.FT.	62.09 - 62.85 SQ.M.
------------	------------------------	---------------------

BALCONY AREA	73.30 - 75.89 SQ.FT.	6.81 - 7.05SQ.M.
--------------	----------------------	------------------

TOTAL AREA	741.63- 752.4 SQ.FT.	68.90 - 69.9 SQ.M.
------------	----------------------	--------------------

B215, B216, B217, B315, B316, B317, B415, B416, B417, B515, B516, B517, B615, B616, B617, B715, B716, B717, B815, B816, B817, B915, B916, B917, B1015, B1016, B1017, B1115, B1116, B1117, B1215, B1216, B1217, B1315, B1316, B1317, B1415, B1416, B1417

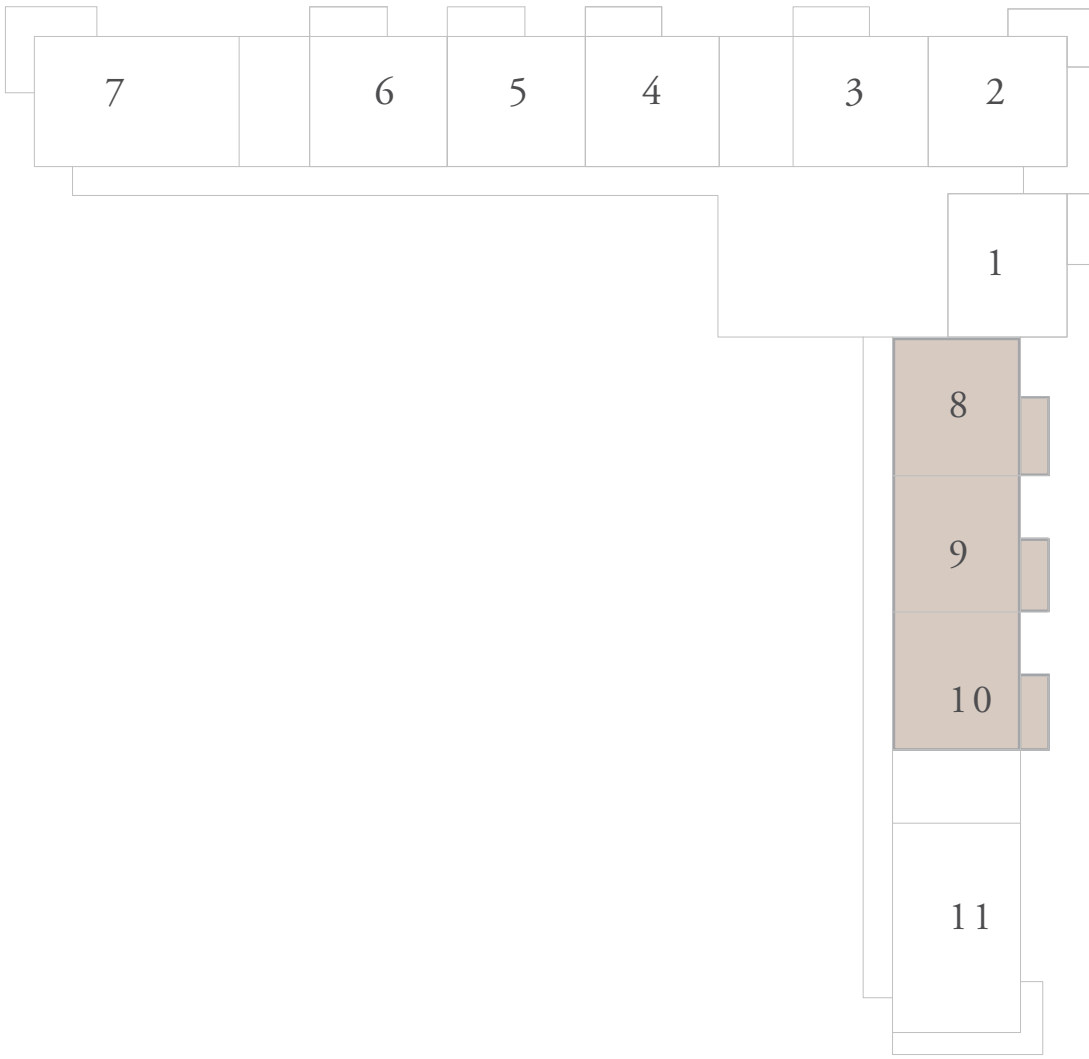

SUITE AREA	671.99 - 675.65 SQ.FT.	62.43 - 62.77 SQ.M.
------------	------------------------	---------------------

BALCONY AREA	73.41 - 76.85 SQ.FT	6.82 - 7.14 SQ.M.
--------------	---------------------	-------------------

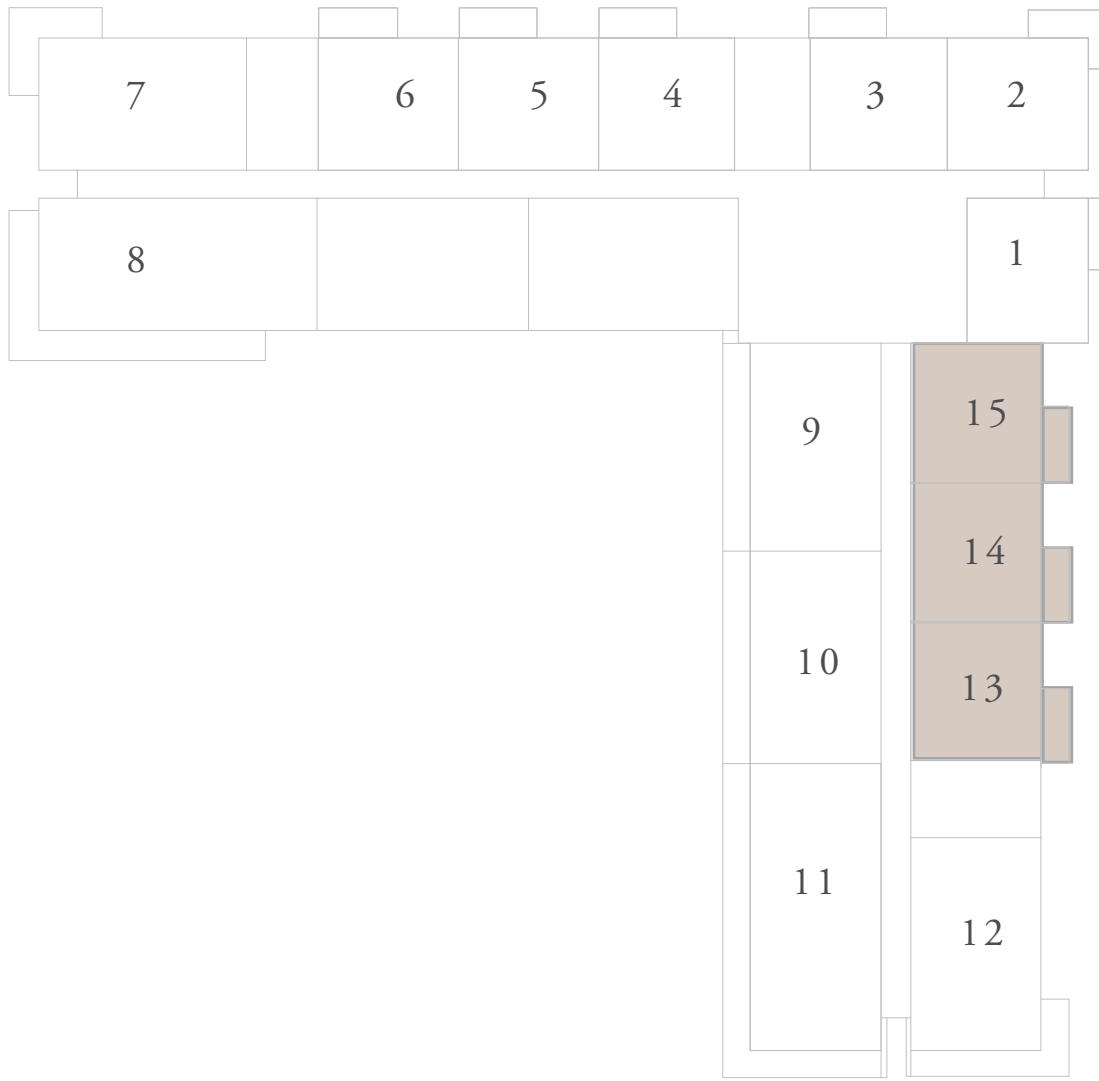
TOTAL AREA	745.40 - 752.50 SQ.FT.	69.25 - 69.91 SQ.M.
------------	------------------------	---------------------

KEY SECTION

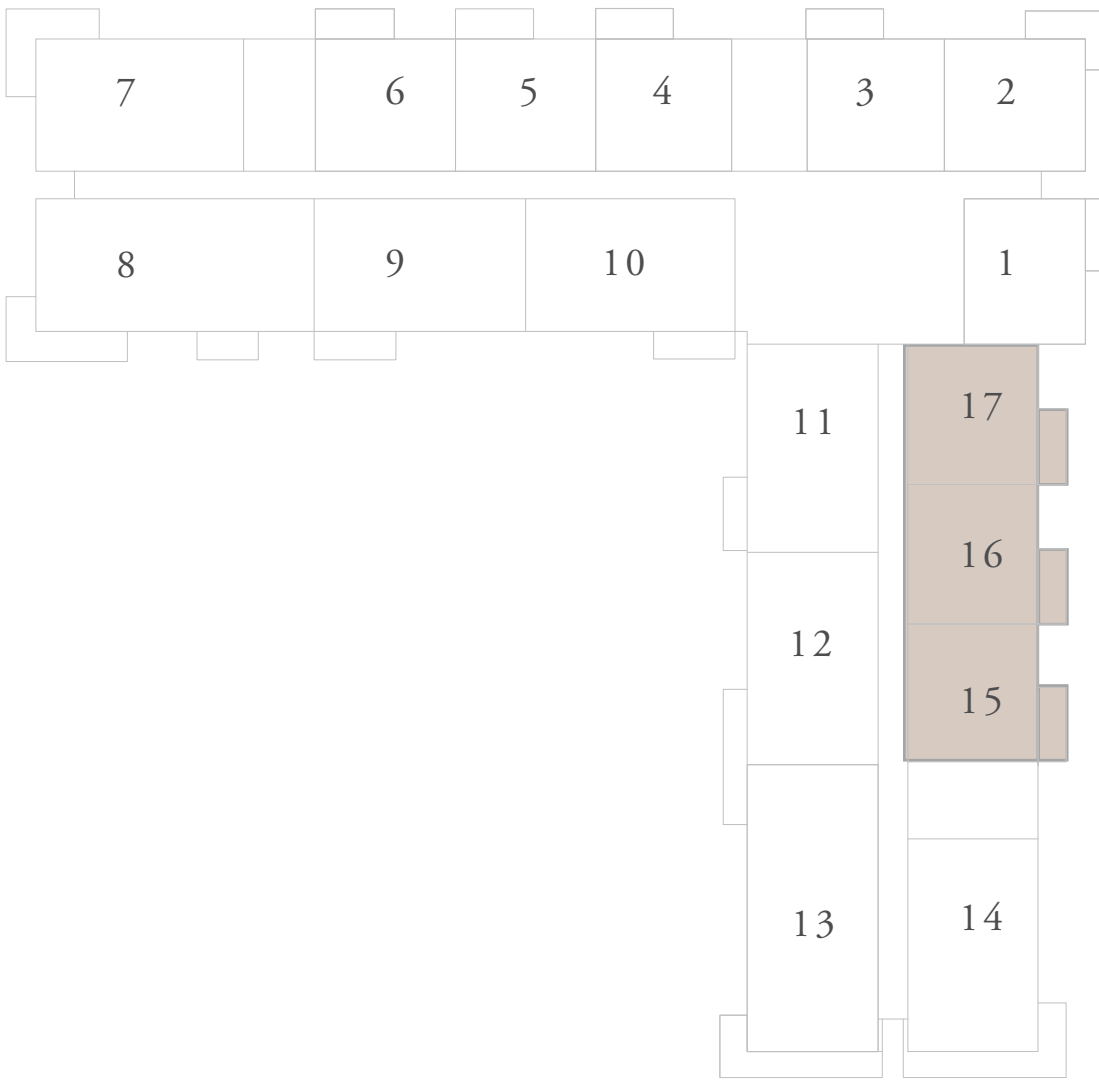
KEY PLANS



PODIUM



LEVEL 1



LEVEL 2 TO 14



FLOOR PLAN 1. All dimensions are in imperial and metric, and measured from finish to finish excluding construction tolerances. 2. All materials, dimensions, and drawings are approximate only. 3. Information is subject to change without notice, at developer's absolute discretion. 4. Actual area may vary from the stated area. 5. Drawings not to scale. 6. All images used are for illustrative purposes only and do not represent the actual size, features, specifications, fittings, and furnishings. 7. The developer reserves the right to make revisions / alterations, at it's absolute discretion, without any liability whatsoever.

club place

DUBAI HILLS ESTATE

BUILDING B 1 BEDROOM TYPE 3B

UNITS

BP03, BP04, BP05, BP06, B103, B104, B105,B106

SUITE AREA	670.59 - 674.68 SQ.FT.	62.3 - 62.68 SQ.M.
------------	------------------------	--------------------

BALCONY AREA	75.13 - 76.85 SQ.FT.	6.98 - 7.14 SQ.M.
--------------	----------------------	-------------------

TOTAL AREA	745.72 - 751.54 SQ.FT.	69.28 - 69.82 SQ.M.
------------	------------------------	---------------------

B203, B204, B205, B206, B303, B304, B305, B306, B403, B404, B405, B406, B503, B504, B505, B506, B603, B604, B605, B606, B703, B704, B705, B706, B803, B804, B805, B806, B903, B904, B905, B906, B1003, B1004, B1005, B1006, B1103, B1104, B1105, B1106, B1203, B1204, B1205, B1206, B1303, B1304, B1305, B1306.,B1403, B1404, B1405, B1406, B1503, B1504, B1505, B1506, B1603, B1604, B1605, B1606, B1703, B1704, B1705, B1706

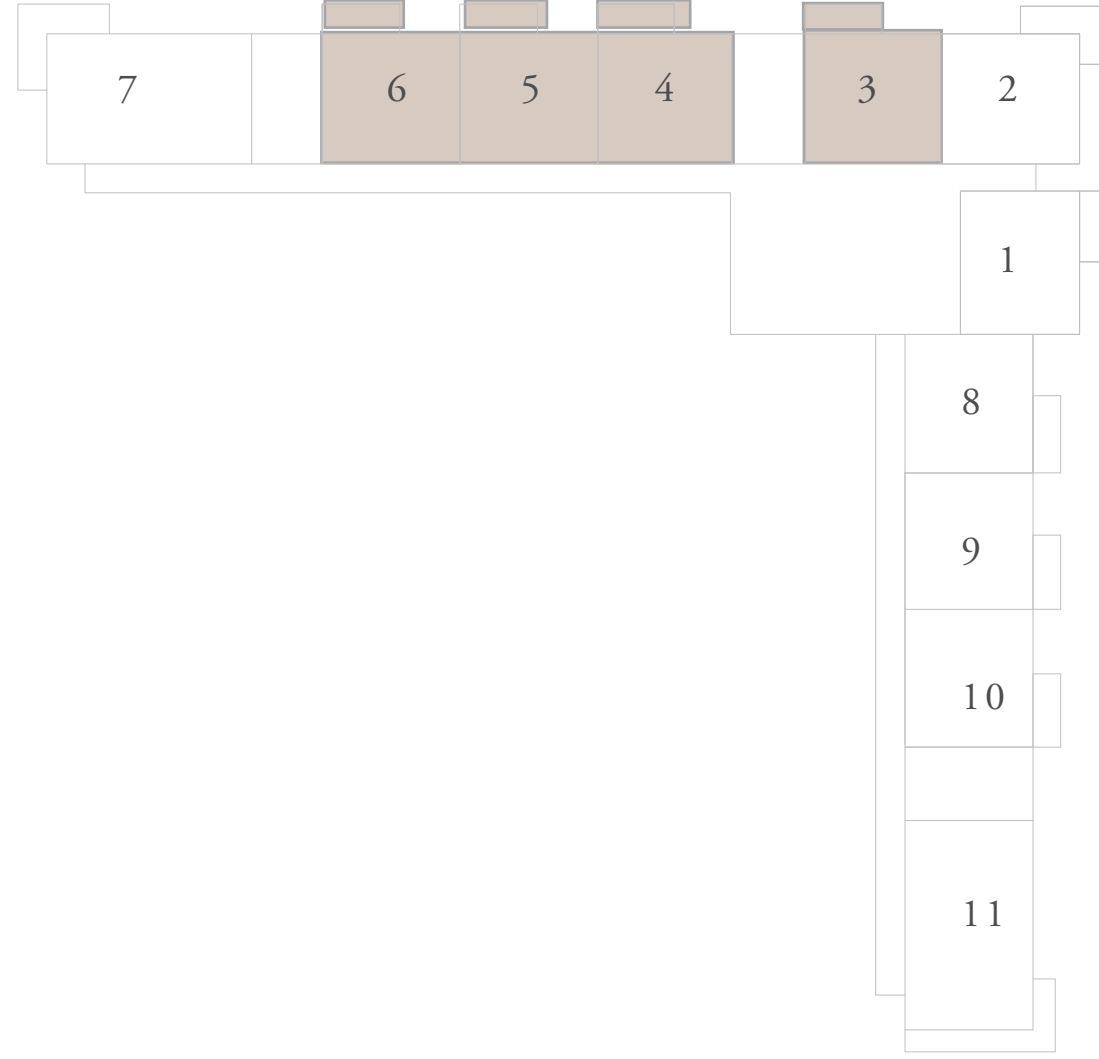

SUITE AREA	671.88 - 672.31 SQ.FT.	62.42 - 62.46 SQ.M.
------------	------------------------	---------------------

BALCONY AREA	70.93 - 74.06 SQ.FT.	6.59 - 6.88 SQ.M.
--------------	----------------------	-------------------

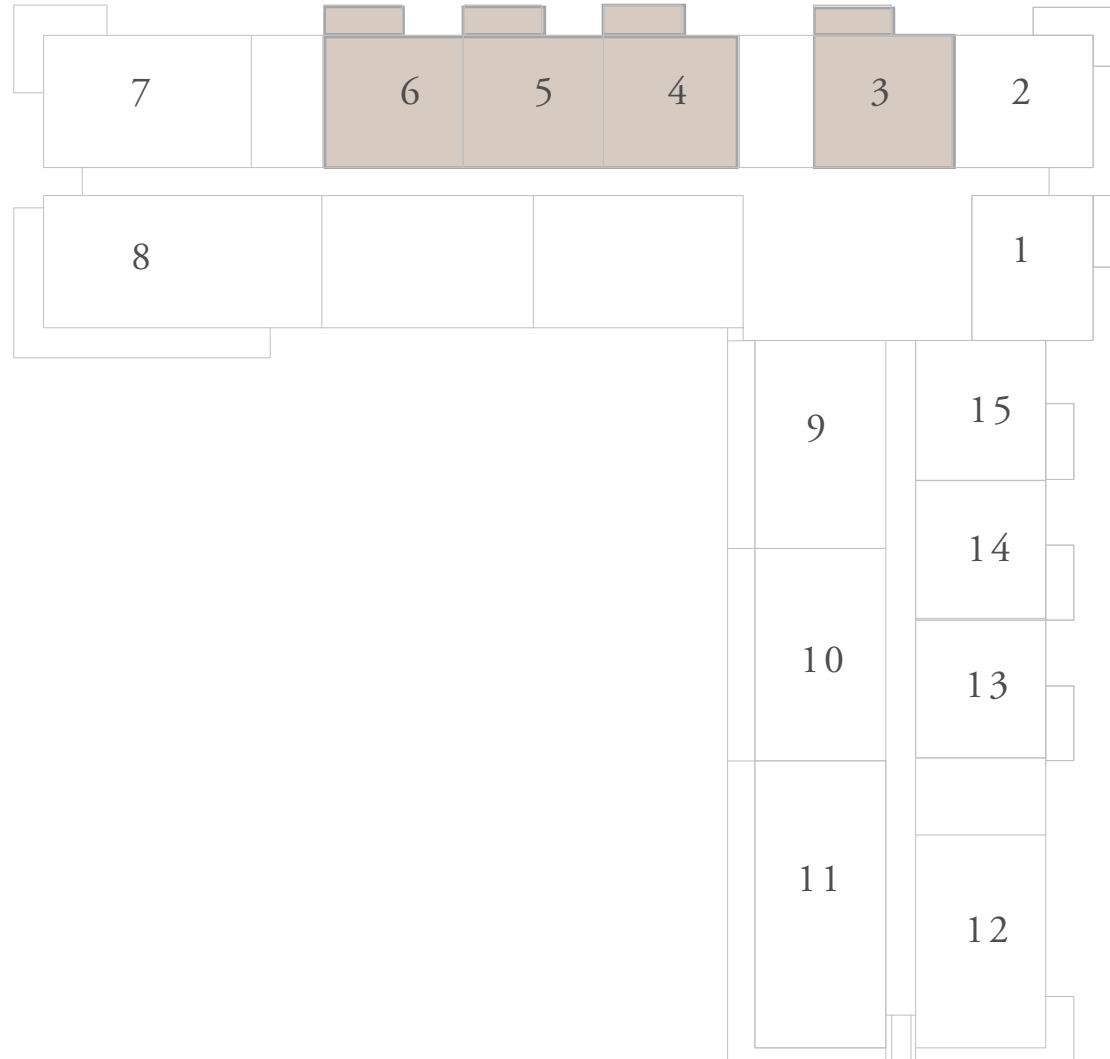
TOTAL AREA	742.82 - 746.37 SQ.FT.	69.01 - 69.34 SQ.M.
------------	------------------------	---------------------

KEY SECTION

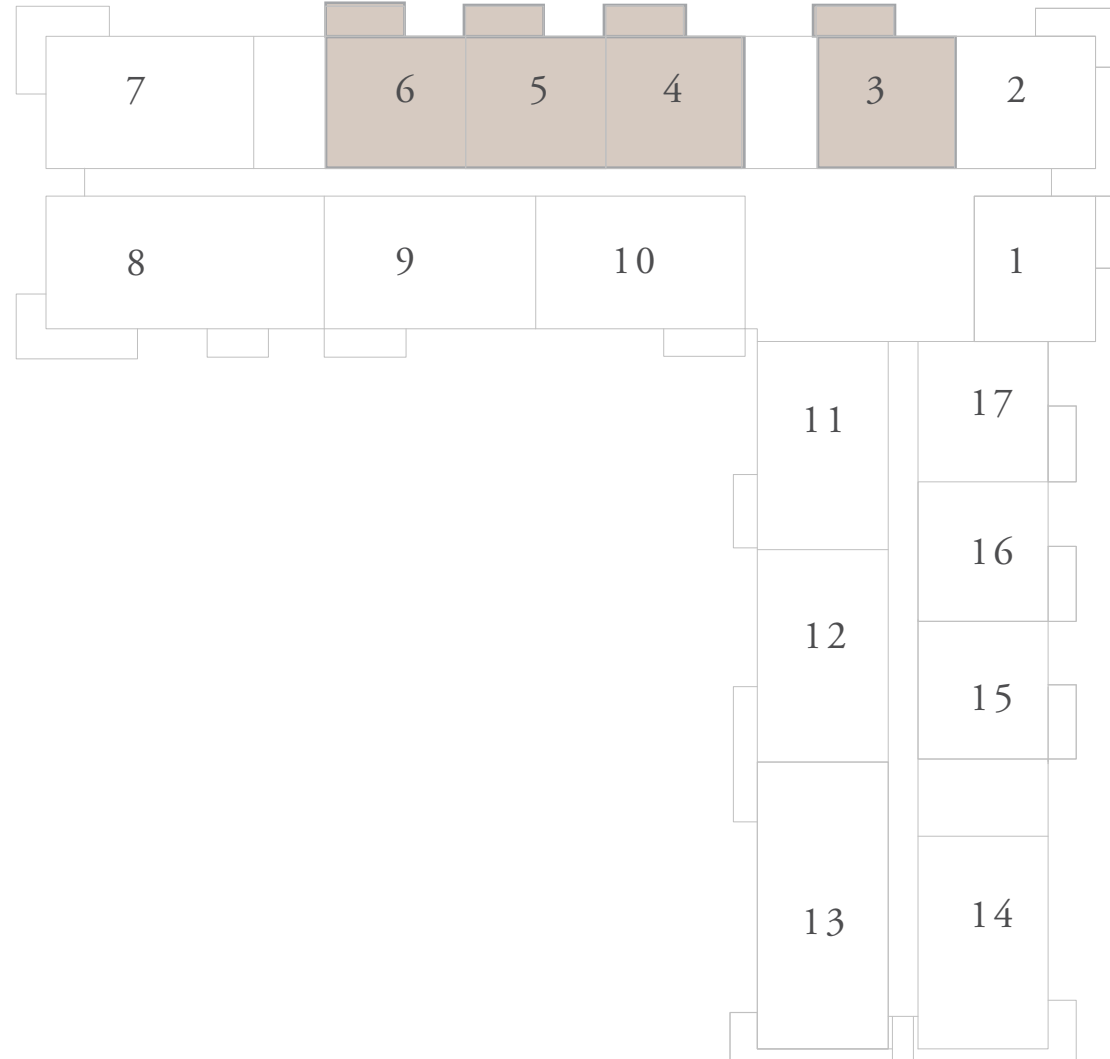
KEY PLANS



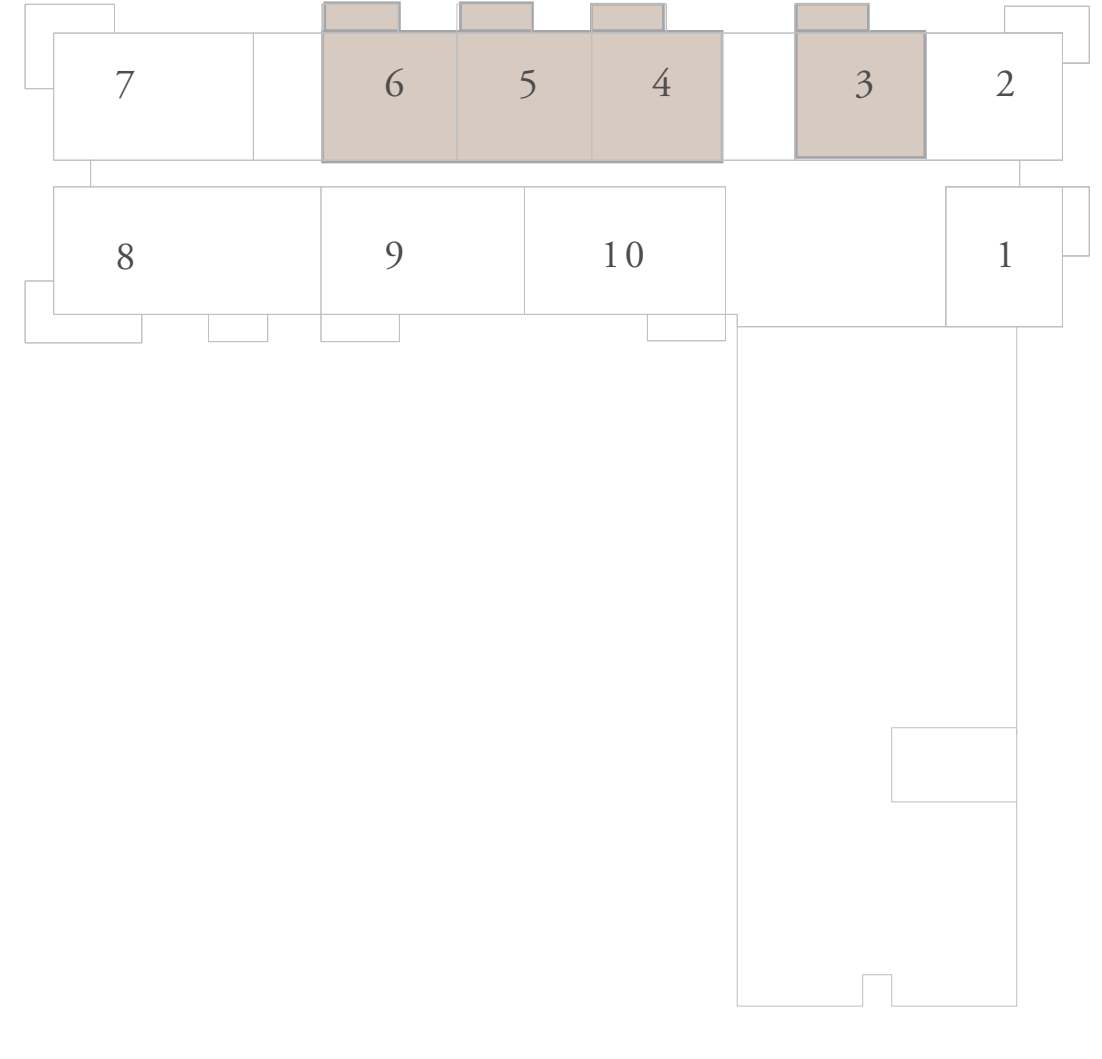
PODIUM



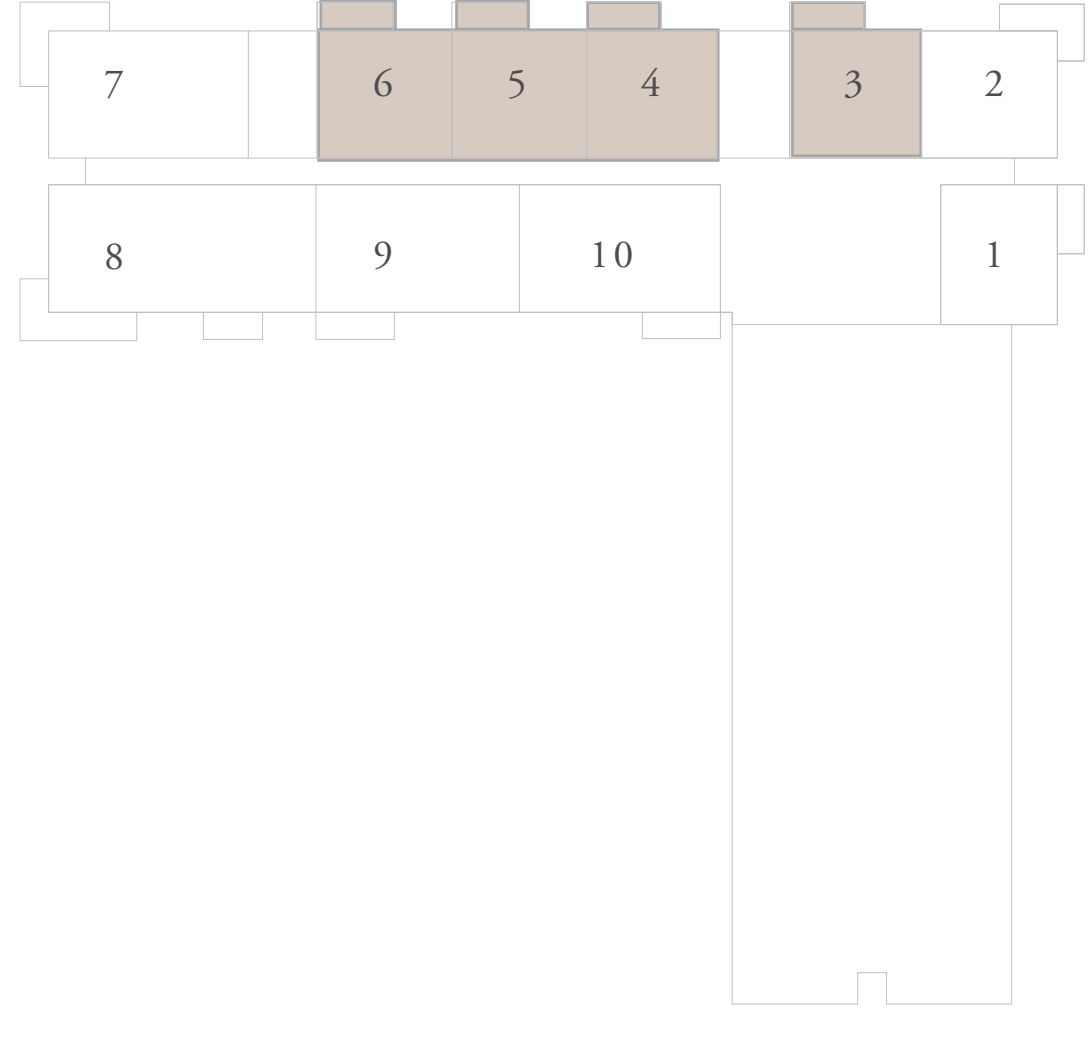
LEVEL 1



LEVEL 2 TO 14



LEVEL 15



LEVEL 16 TO 17



FLOOR PLAN 1. All dimensions are in imperial and metric, and measured from finish to finish excluding construction tolerances. 2. All materials, dimensions, and drawings are approximate only. 3. Information is subject to change without notice, at developer's absolute discretion. 4. Actual area may vary from the stated area. 5. Drawings not to scale. 6. All images used are for illustrative purposes only and do not represent the actual size, features, specifications, fittings, and furnishings. 7. The developer reserves the right to make revisions / alterations, at it's absolute discretion, without any liability whatsoever.


club place

DUBAI HILLS ESTATE

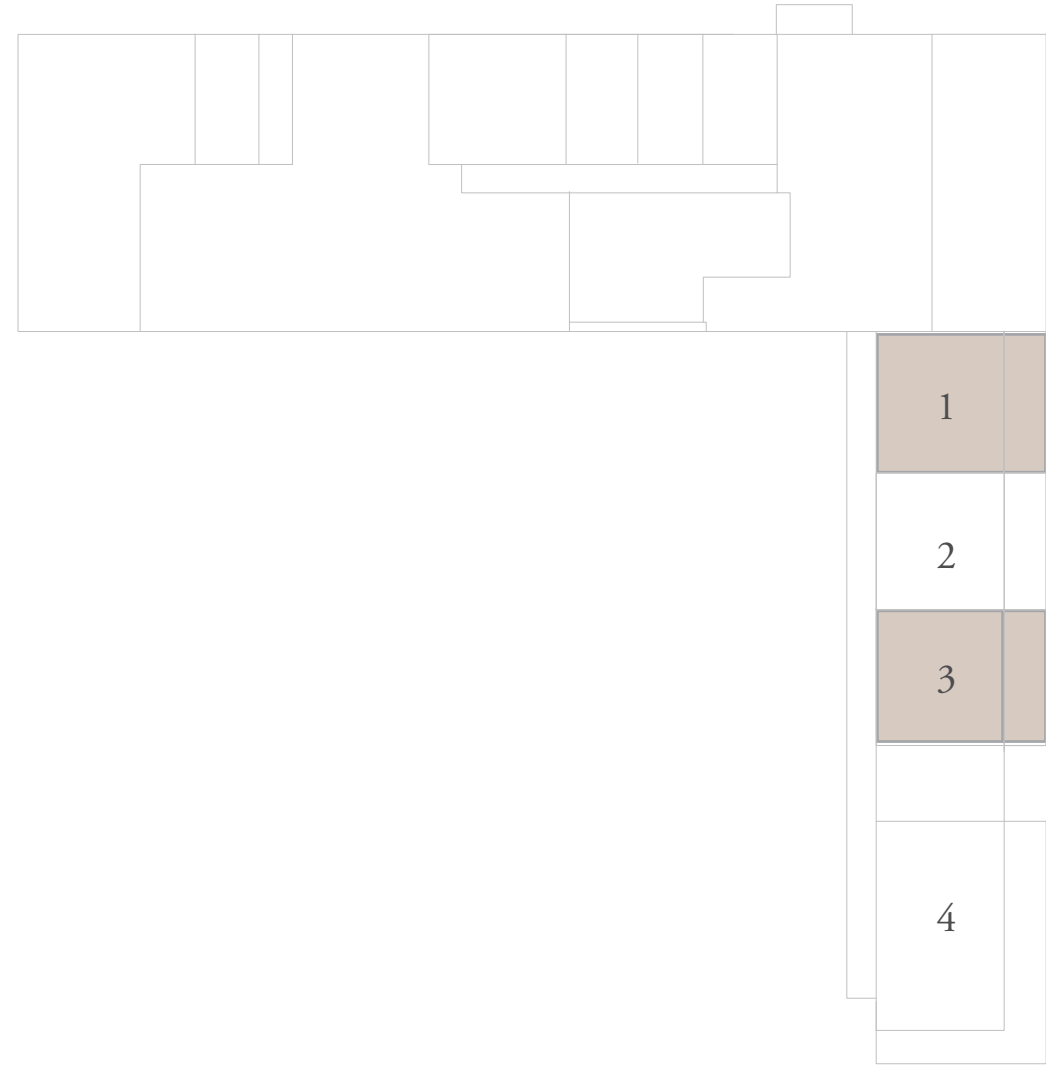
BUILDING B 1 BEDROOM TYPE 3C

UNITS		
BG 01		
SUITE AREA	673.71 SQ.FT.	62.59 SQ.M.
BALCONY AREA	228.09 SQ.FT.	21.19 SQ.M.
TOTAL AREA	901.8 SQ.FT.	83.78 SQ.M.
BG 03		
SUITE AREA	670.16 SQ.FT.	62.26 SQ.M.
BALCONY AREA	227.66 SQ.FT.	21.15 SQ.M.
TOTAL AREA	897.82 SQ.FT.	83.41 SQ.M.

KEY SECTION



KEY PLANS



FLOOR PLAN 1. All dimensions are in imperial and metric, and measured from finish to finish excluding construction tolerances. 2. All materials, dimensions, and drawings are approximate only. 3. Information is subject to change without notice, at developer's absolute discretion. 4. Actual area may vary from the stated area. 5. Drawings not to scale. 6. All images used are for illustrative purposes only and do not represent the actual size, features, specifications, fittings, and furnishings. 7. The developer reserves the right to make revisions / alterations, at it's absolute discretion, without any liability whatsoever.

club place


DUBAI HILLS ESTATE

BUILDING B 1 BEDROOM TYPE 3G

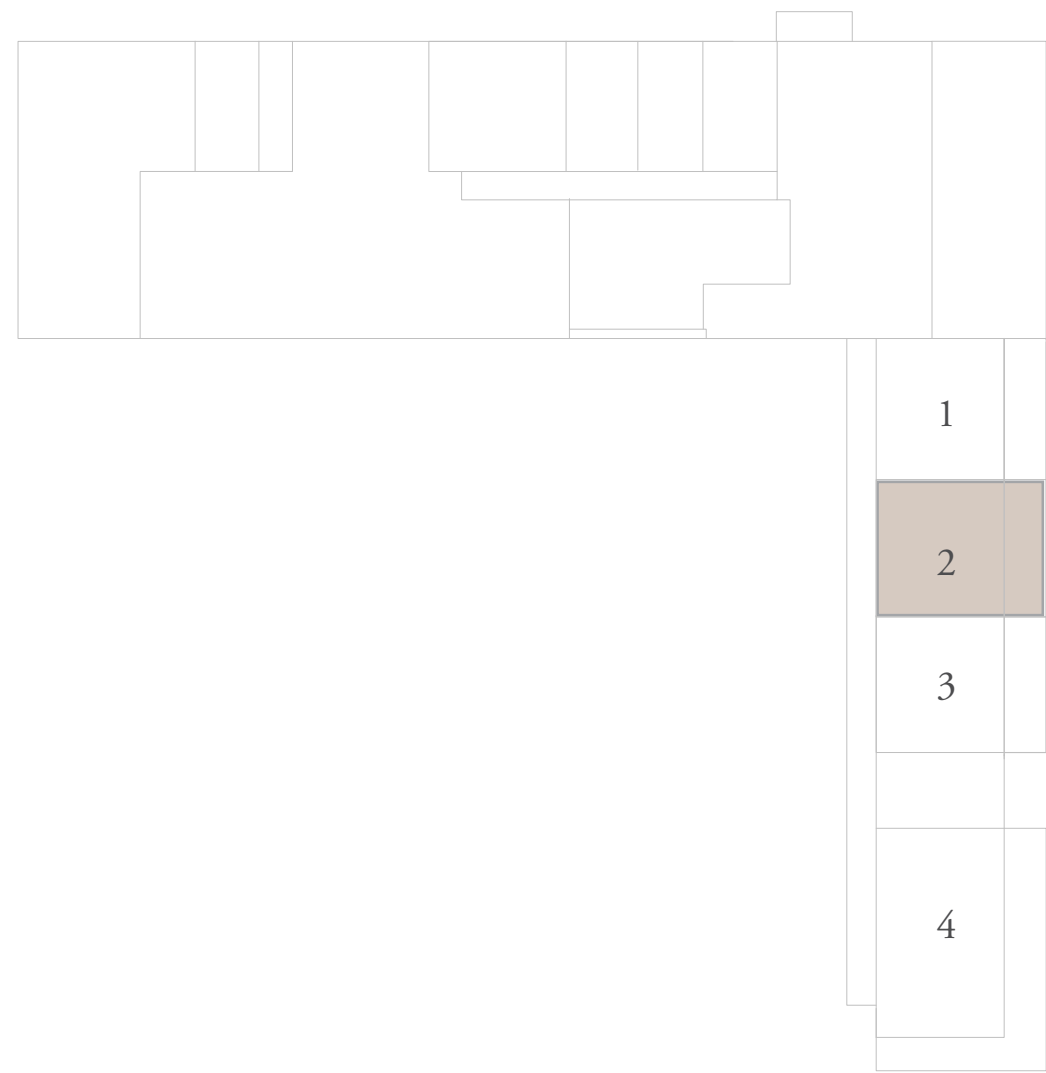
UNITS
BG02

SUITE AREA	671.13 SQ.FT.	62.35 SQ.M.
BALCONY AREA	228.84 SQ.FT.	21.26 SQ.M.
TOTAL AREA	899.97 SQ.FT.	83.61 SQ.M.

KEY SECTION



KEY PLANS



GROUND



FLOOR PLAN 1. All dimensions are in imperial and metric, and measured from finish to finish excluding construction tolerances. 2. All materials, dimensions, and drawings are approximate only. 3. Information is subject to change without notice, at developer's absolute discretion. 4. Actual area may vary from the stated area. 5. Drawings not to scale. 6. All images used are for illustrative purposes only and do not represent the actual size, features, specifications, fittings, and furnishings. 7. The developer reserves the right to make revisions / alterations, at it's absolute discretion, without any liability whatsoever.

club place

DUBAI HILLS ESTATE


BUILDING B 1 BEDROOM TYPE 4A

UNITS

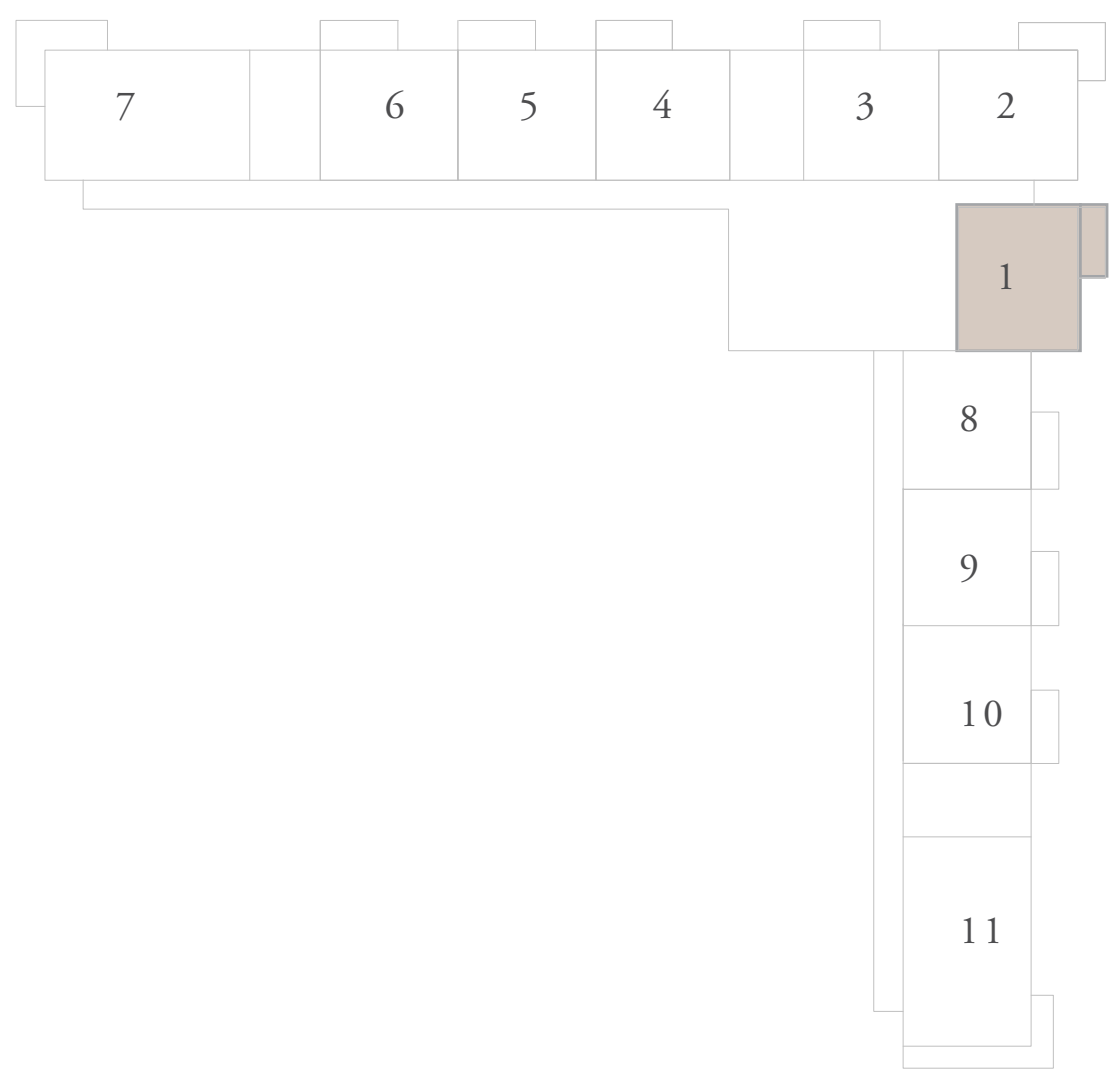
BP01, B101, B201, B301, B401, B501, B601, B701, B801, B901, B1001, B1101, B1201, B1301, B1401, B1501, B1601, B1701

SUITE AREA	653.91 - 657.03 SQ.FT	60.75 - 61.04 SQ.M.
BALCONY AREA	71.36 - 72.98 SQ.FT.	6.63 - 6.78 SQ.M.
TOTAL AREA	726.89 - 728.39 SQ.FT.	67.53 - 67.67 SQ.M.

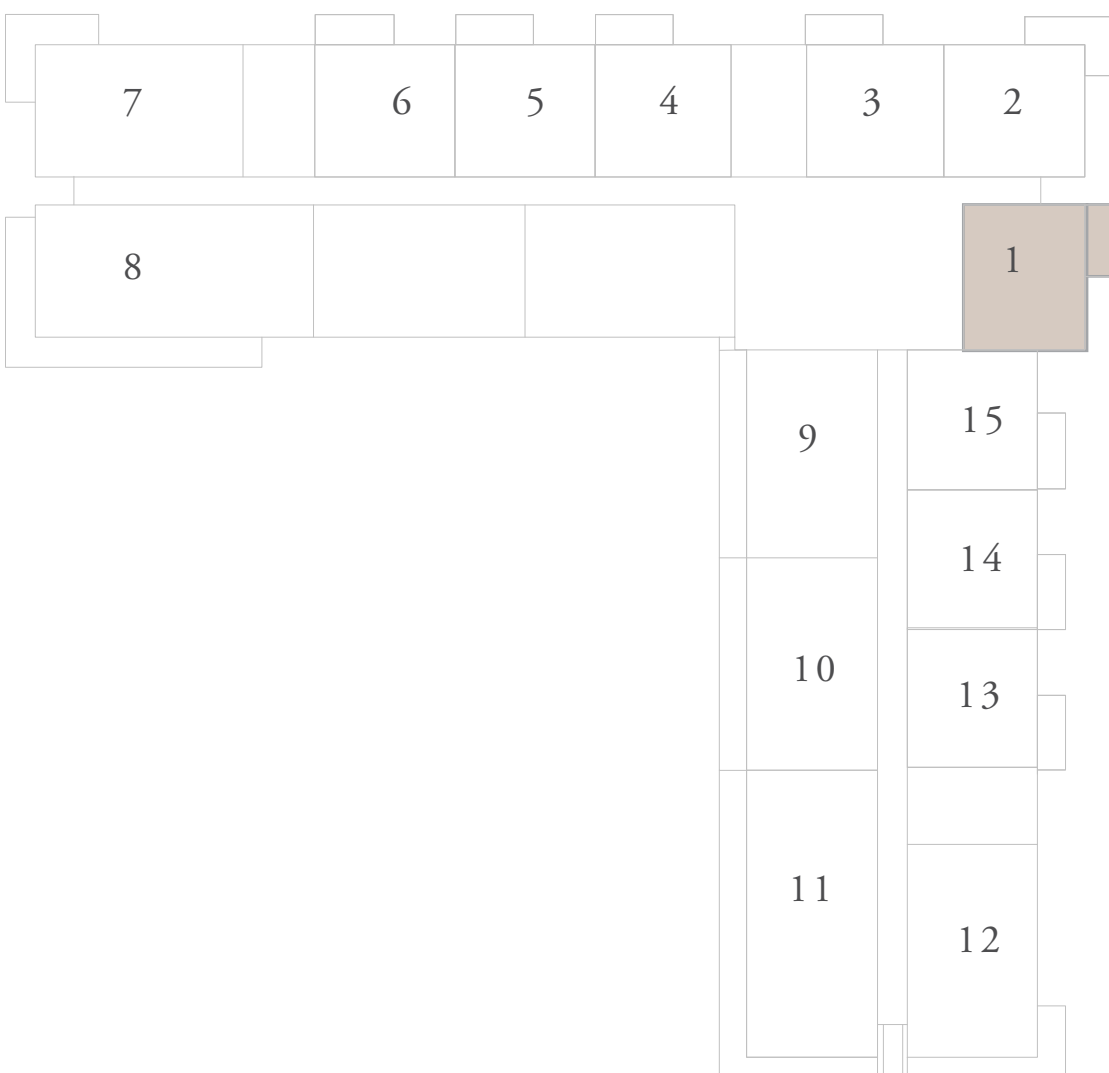
KEY SECTION



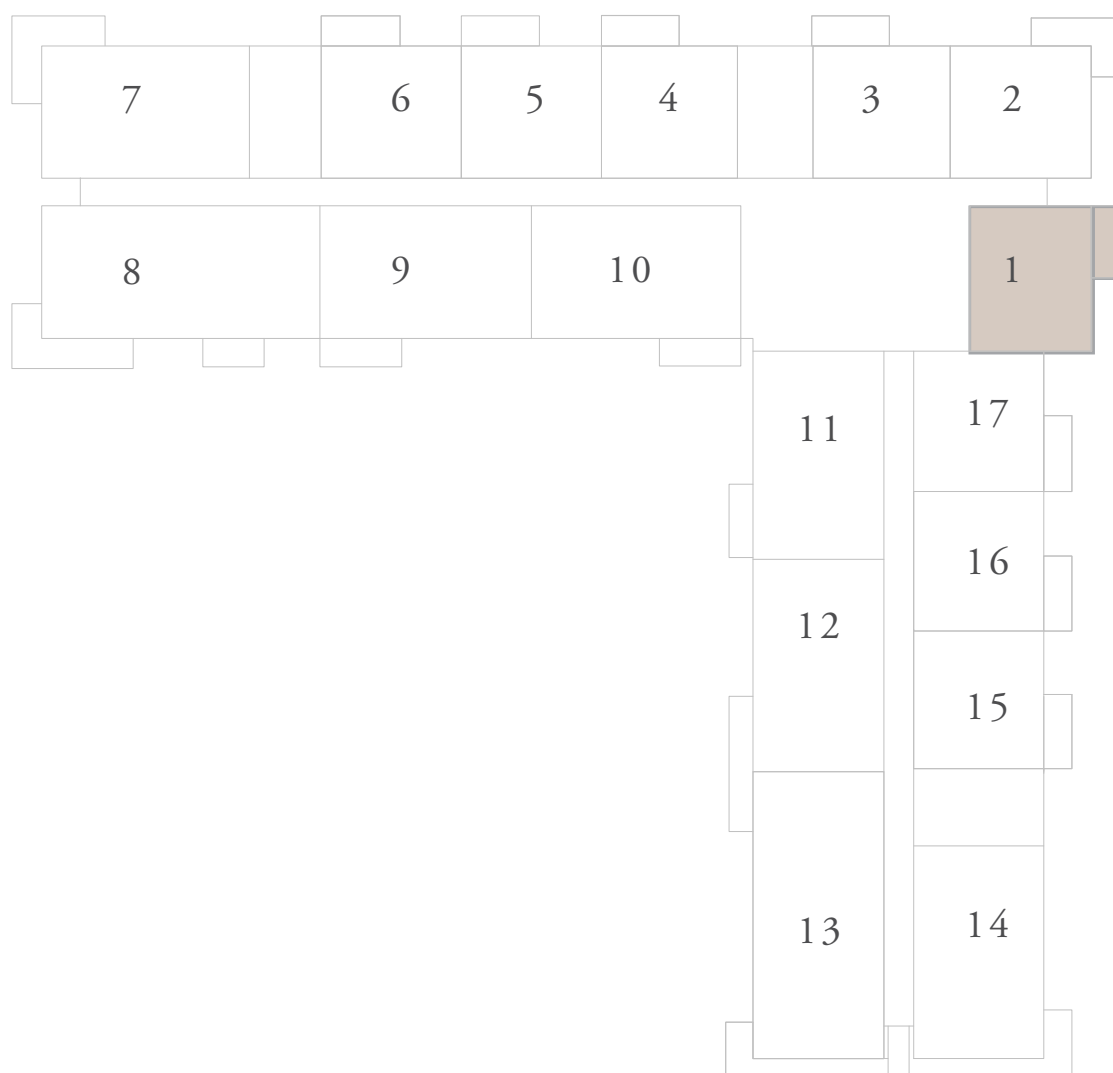
KEY PLANS



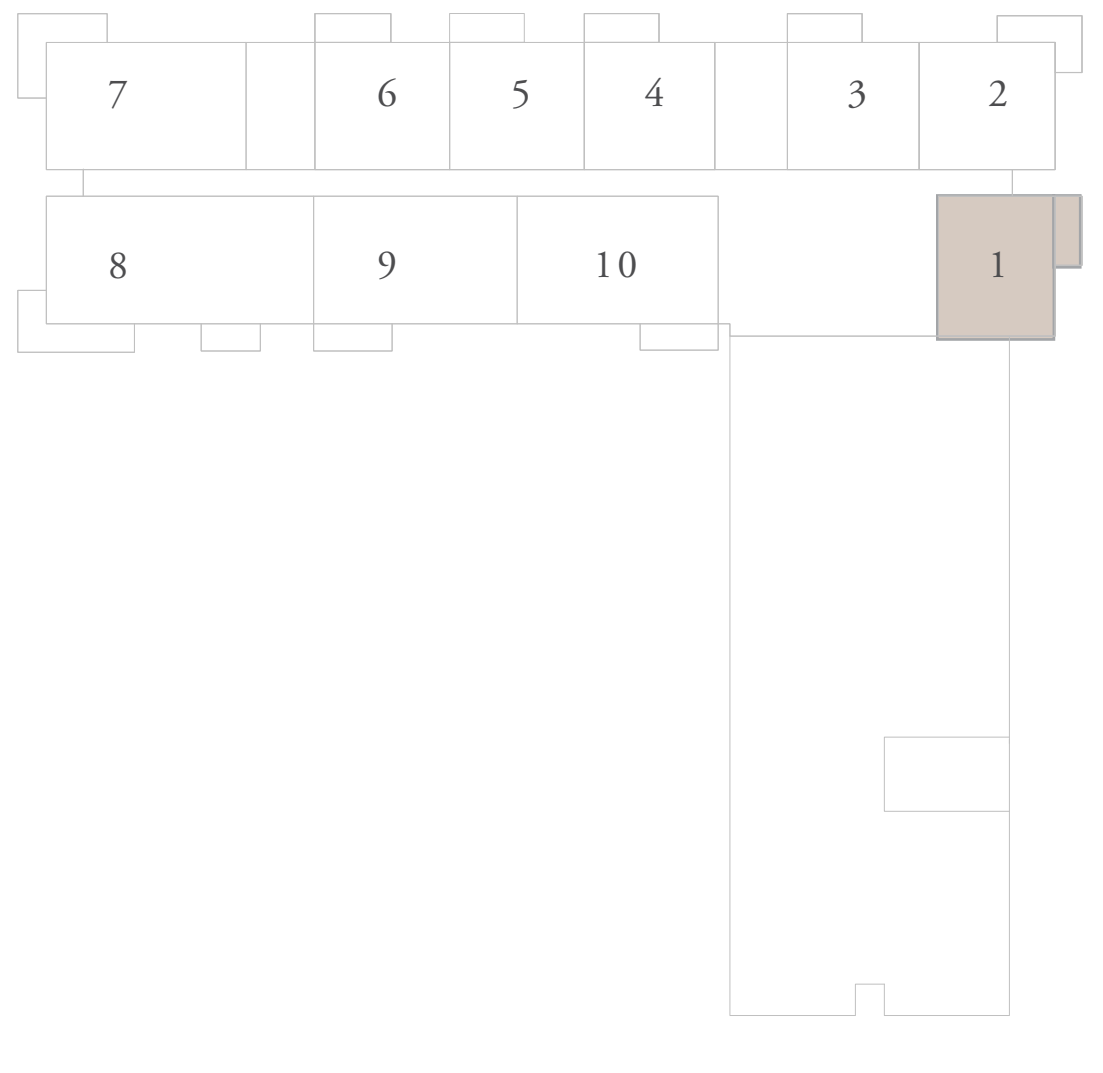
PODIUM



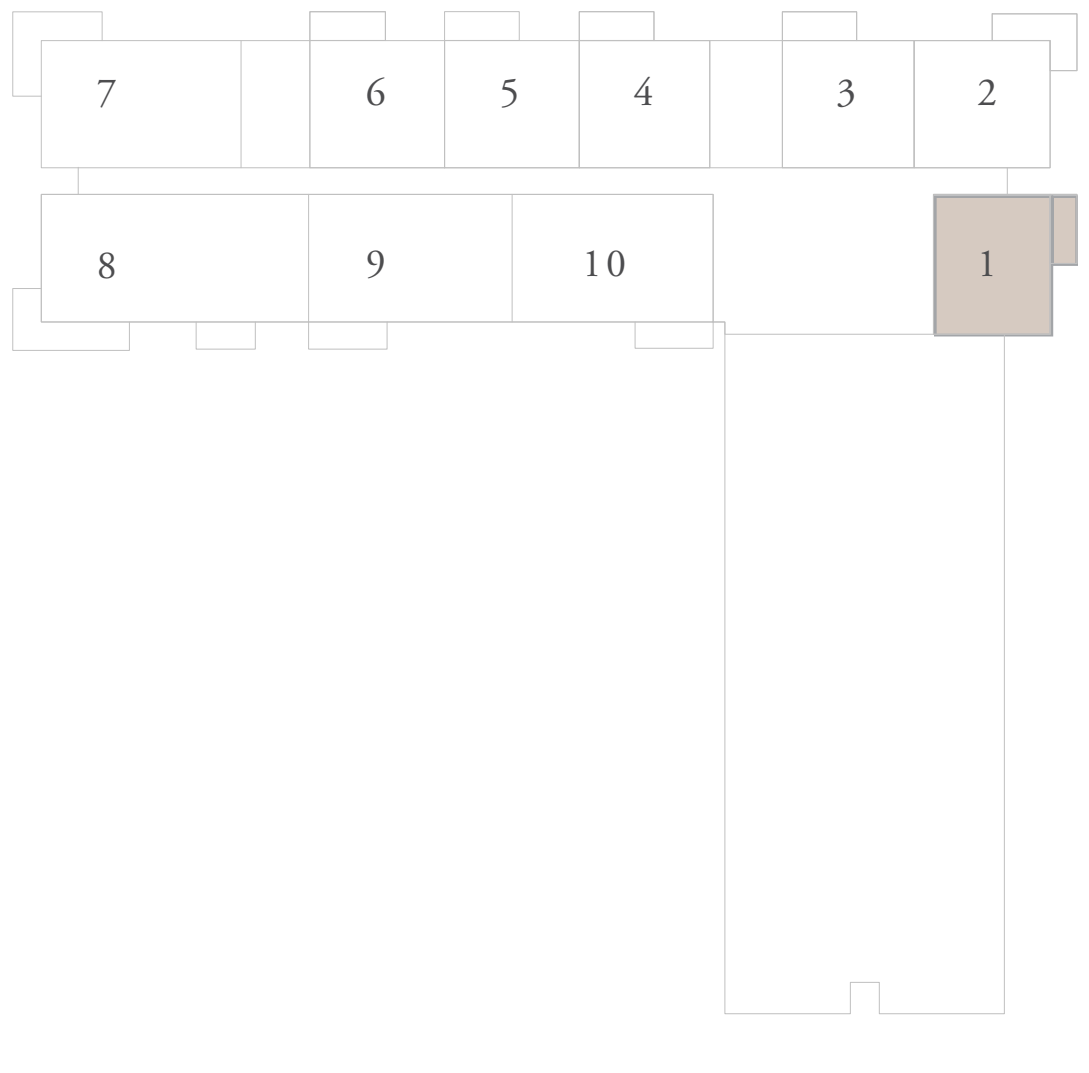
LEVEL 1



LEVEL 2 TO 14



LEVEL 15



LEVEL 16 TO 17



FLOOR PLAN 1. All dimensions are in imperial and metric, and measured from finish to finish excluding construction tolerances. 2. All materials, dimensions, and drawings are approximate only. 3. Information is subject to change without notice, at developer's absolute discretion. 4. Actual area may vary from the stated area. 5. Drawings not to scale. 6. All images used are for illustrative purposes only and do not represent the actual size, features, specifications, fittings, and furnishings. 7. The developer reserves the right to make revisions / alterations, at it's absolute discretion, without any liability whatsoever.

club place

DUBAI HILLS ESTATE


BUILDING B 1 BEDROOM TYPE 5A

UNITS

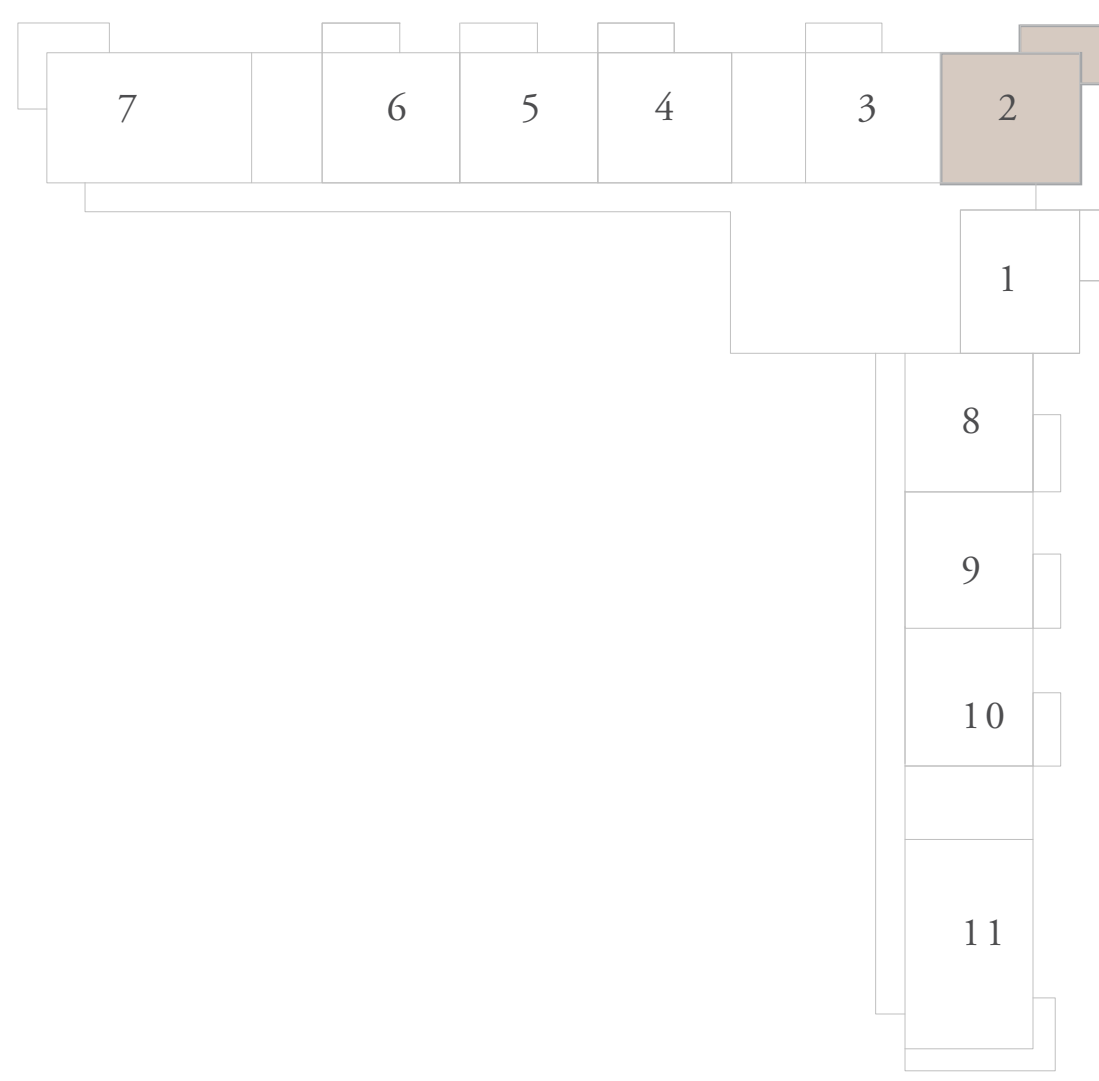
BP02, B102, B202, B302, B402, B502, B602. B702, B802, B902, B1002, B1102, B1202, B1302, B1402, B1502, B1602, B1702

SUITE AREA	669.08 - 669.73 SQ.FT.	62.16 - 62.22 SQ.M.
BALCONY AREA	115.17 - 116.9 SQ.FT.	10.70 - 10.86 SQ.M.
TOTAL AREA	784.90 - 785.98 SQ.FT.	72.92 - 73.02 SQ.M

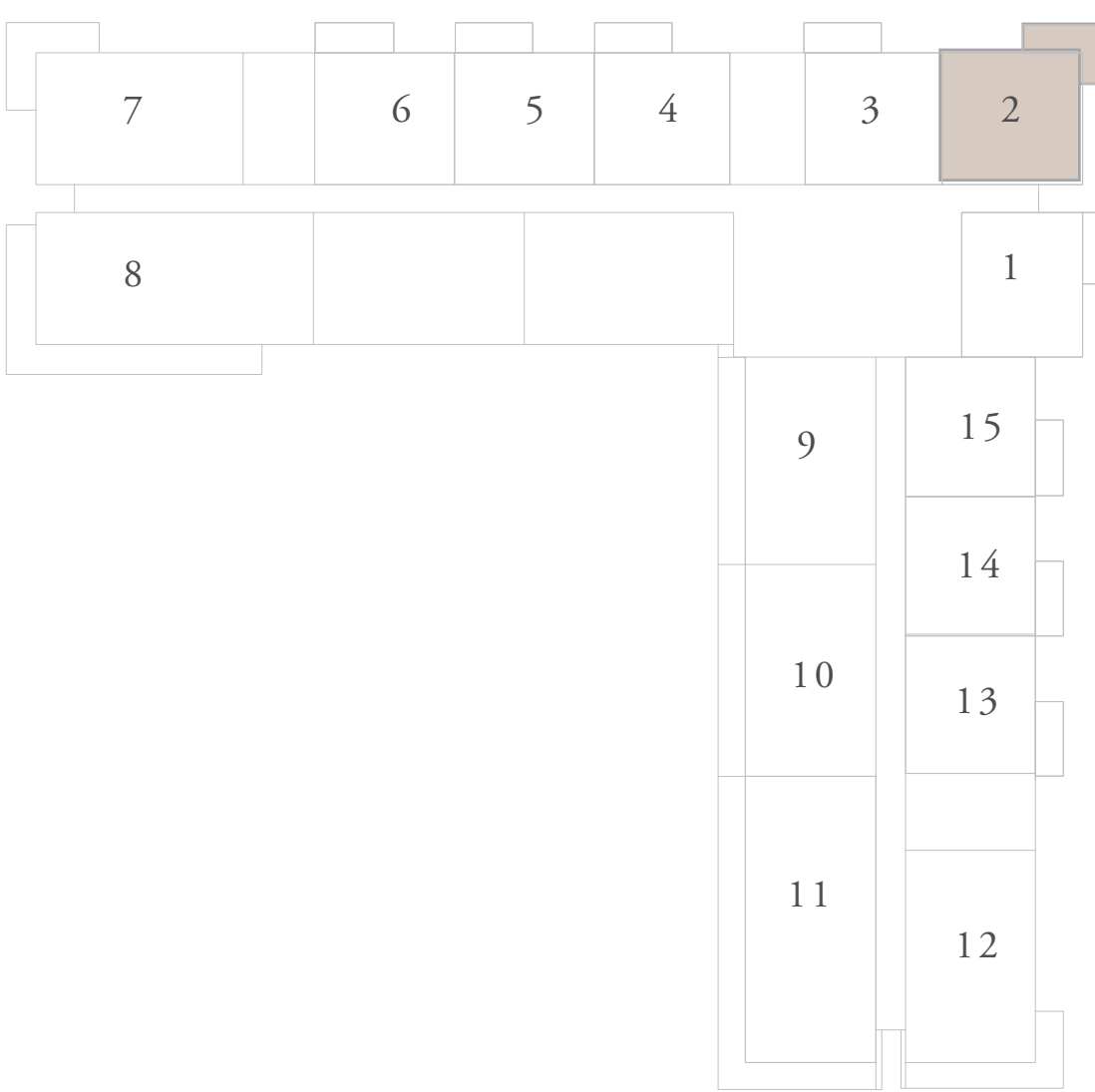
KEY SECTION



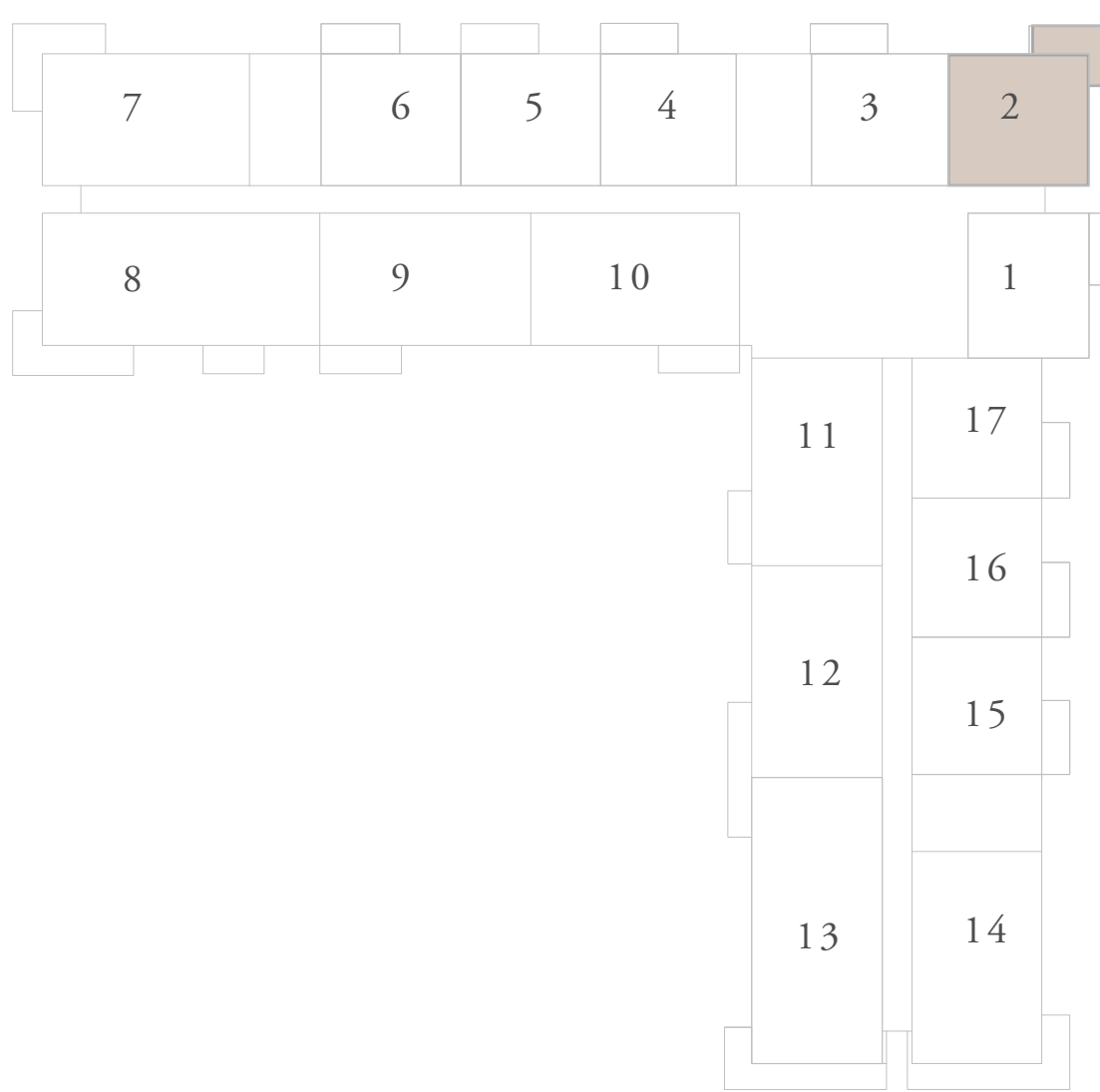
KEY PLANS



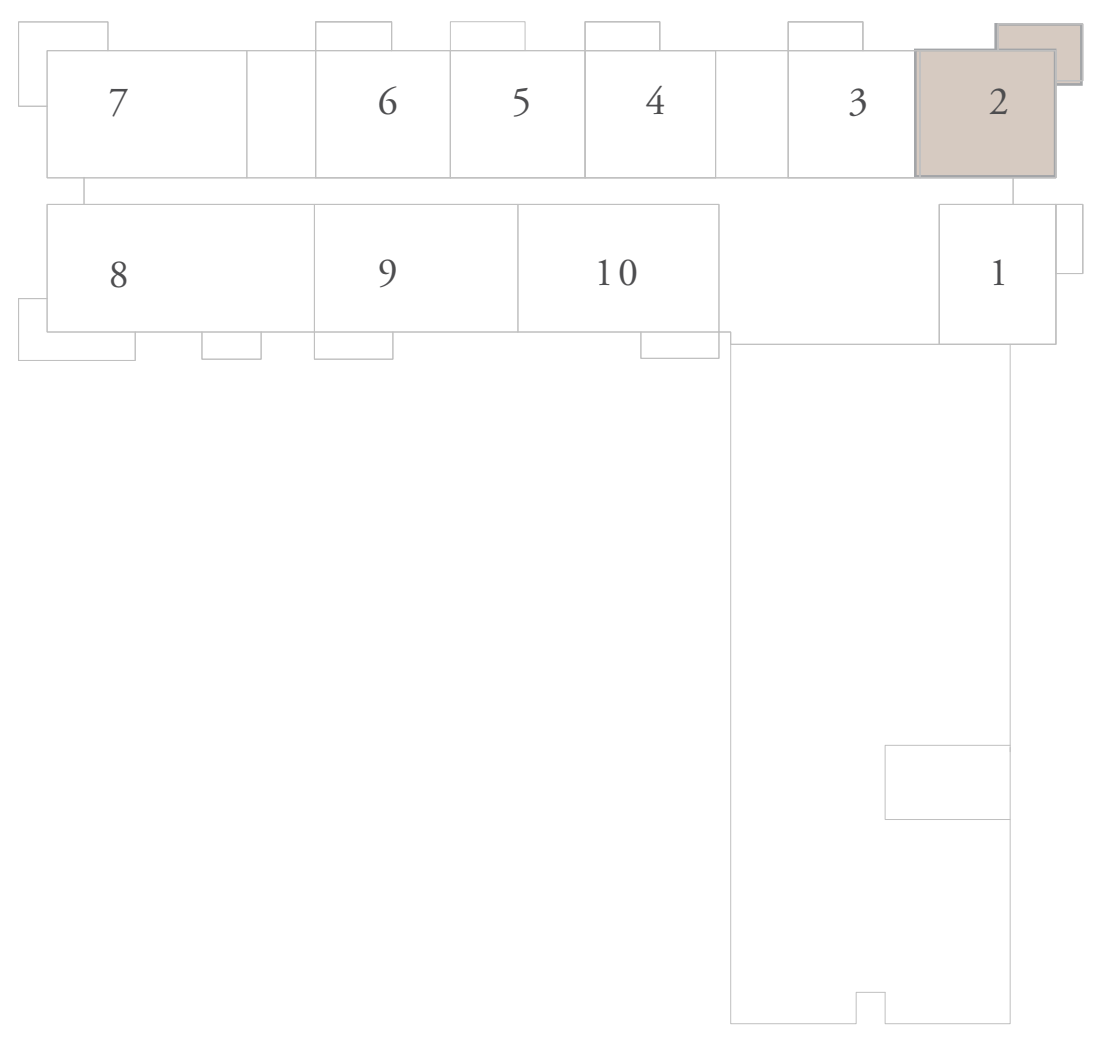
PODIUM



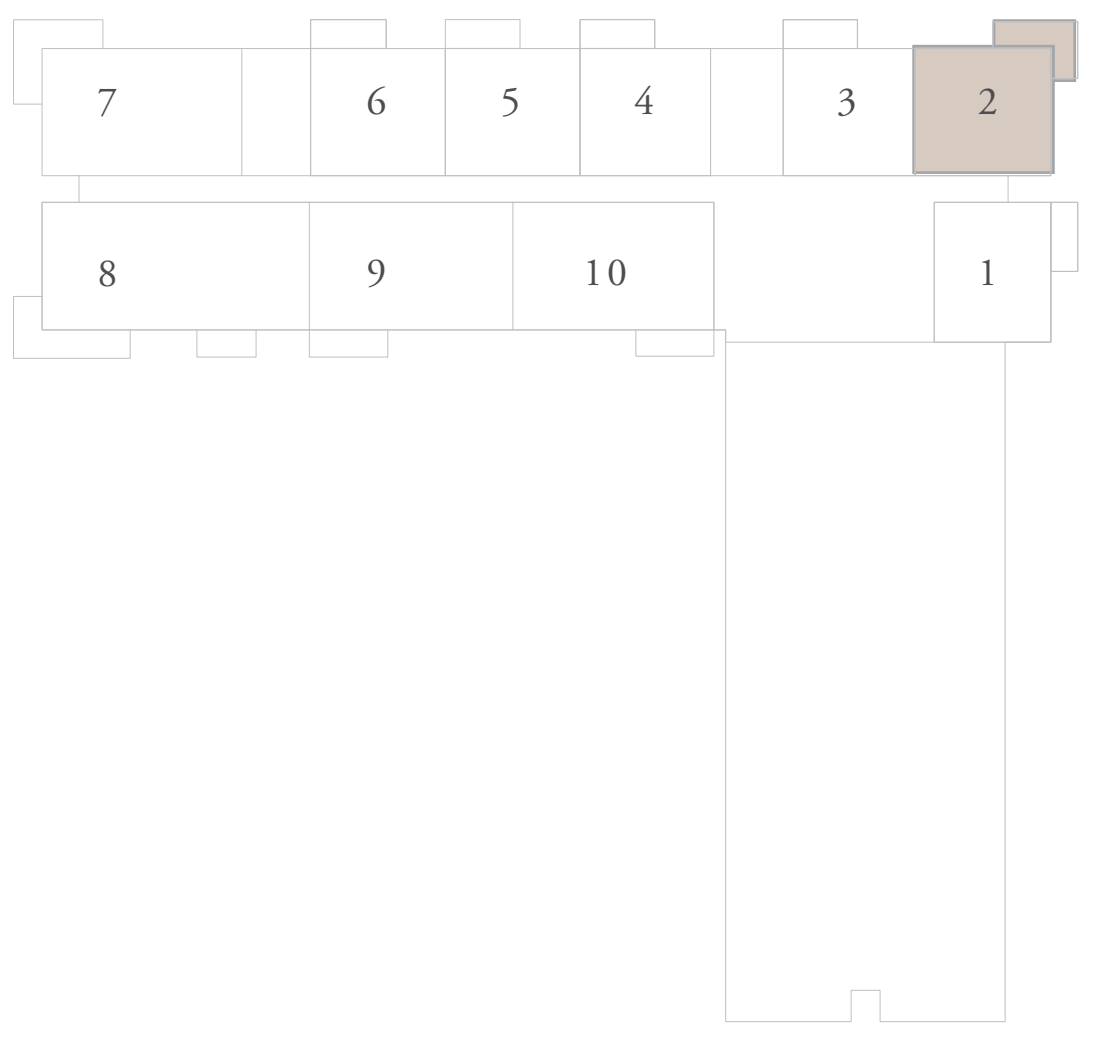
LEVEL 1



LEVEL 2 TO 14



LEVEL 15



LEVEL 16 TO 17



FLOOR PLAN 1. All dimensions are in imperial and metric, and measured from finish to finish excluding construction tolerances. 2. All materials, dimensions, and drawings are approximate only. 3. Information is subject to change without notice, at developer's absolute discretion. 4. Actual area may vary from the stated area. 5. Drawings not to scale. 6. All images used are for illustrative purposes only and do not represent the actual size, features, specifications, fittings, and furnishings. 7. The developer reserves the right to make revisions / alterations, at it's absolute discretion, without any liability whatsoever.


club place

DUBAI HILLS ESTATE

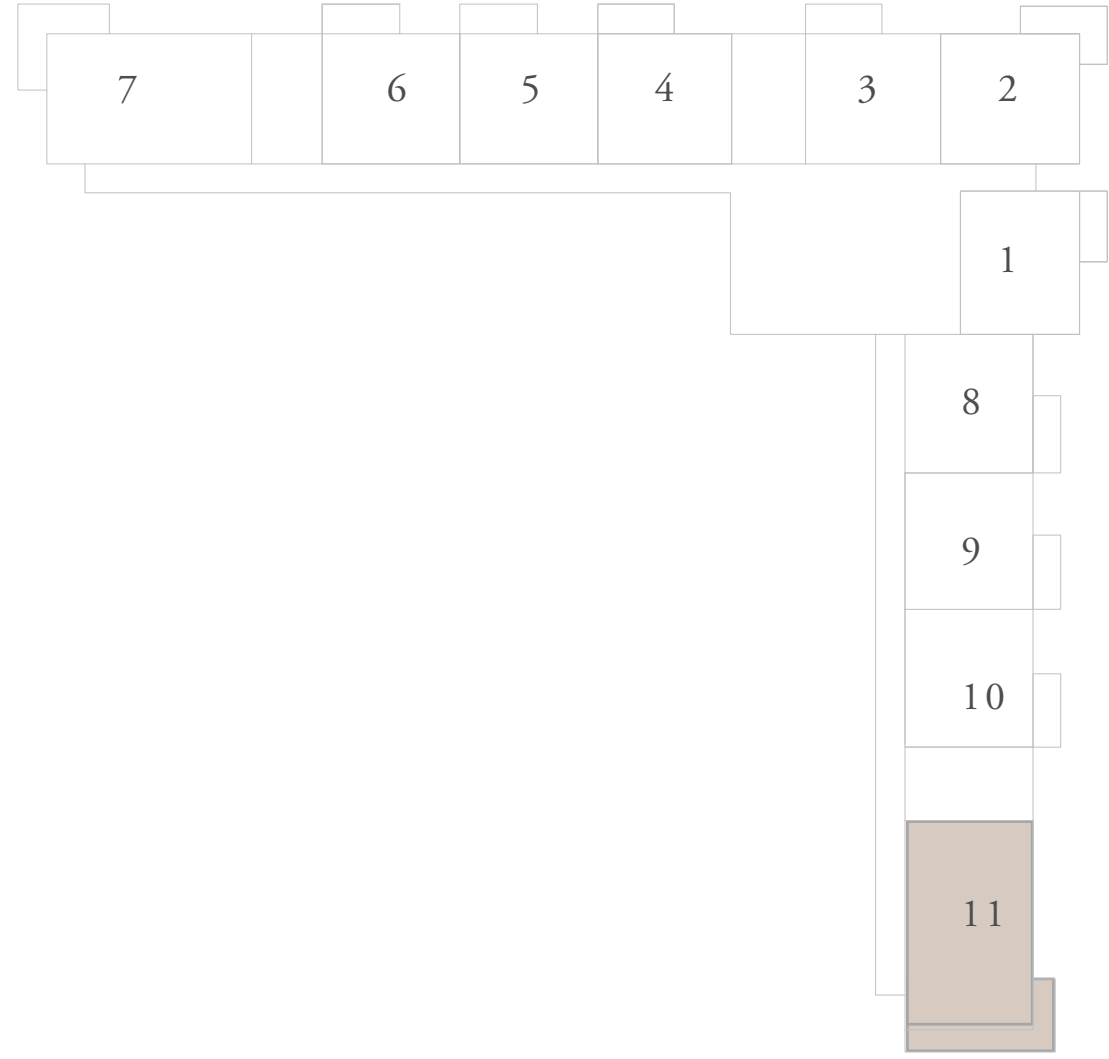
BUILDING B 2 BEDROOM TYPE 3A

UNITS		
BP11, B112		
SUITE AREA	1010.30 SQ.FT.	93.86 SQ.M.
BALCONY AREA	209.04 SQ.FT.	19.42 SQ.M.
TOTAL AREA	1219.34 SQ.FT.	113.28 SQ.M.
B 214, B 314, B 414, B 514, B 614, B 714, B 814, B 914, B 1014, B 1114, B 1214, B 1314, B 1414		
SUITE AREA	1011.81 SQ.FT.	94.00 SQ.M.
BALCONY AREA	209.79 SQ.FT.	19.49 SQ.M.
TOTAL AREA	1221.6 SQ.FT.	113.49 SQ.M.

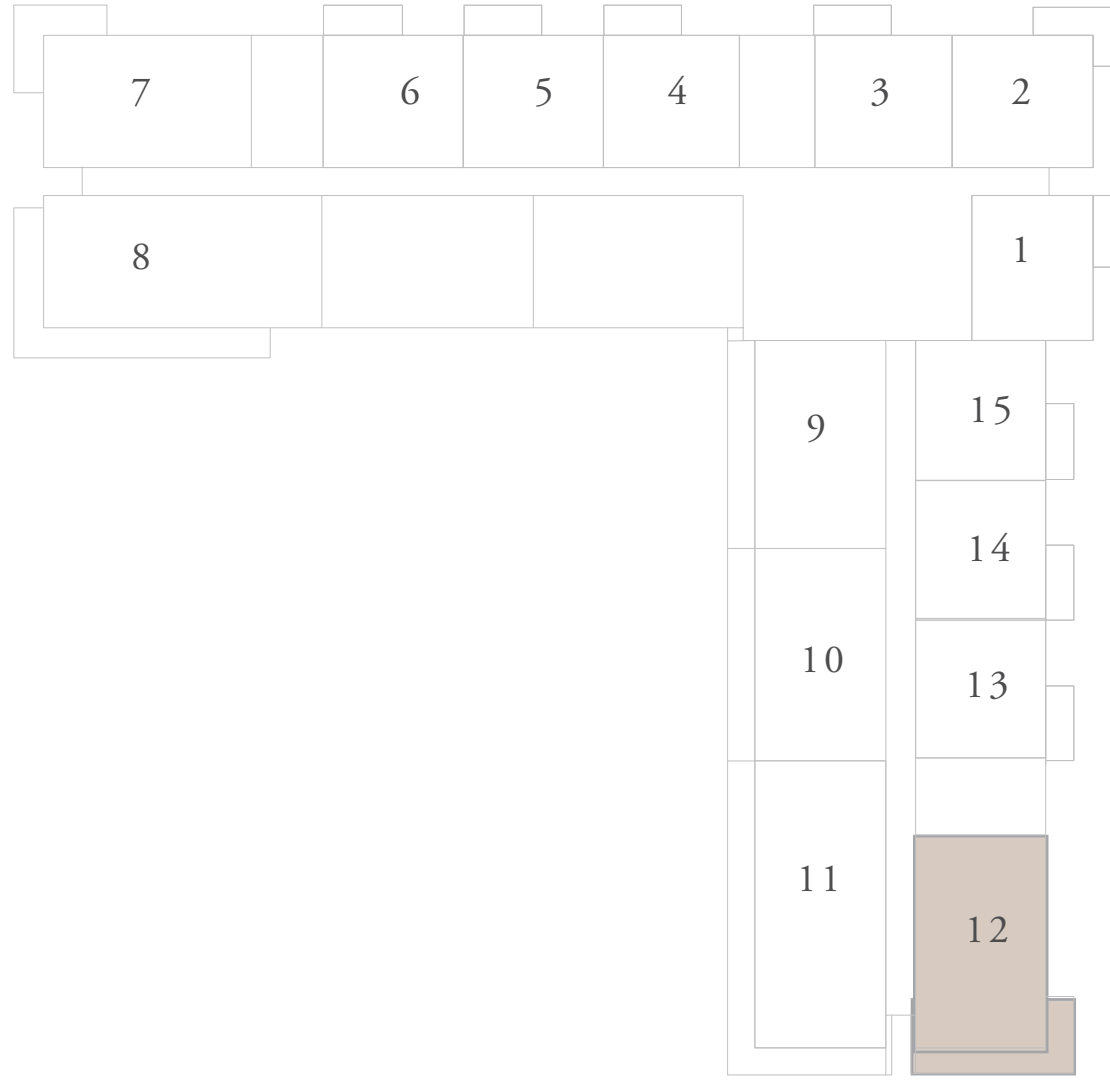
KEY SECTION



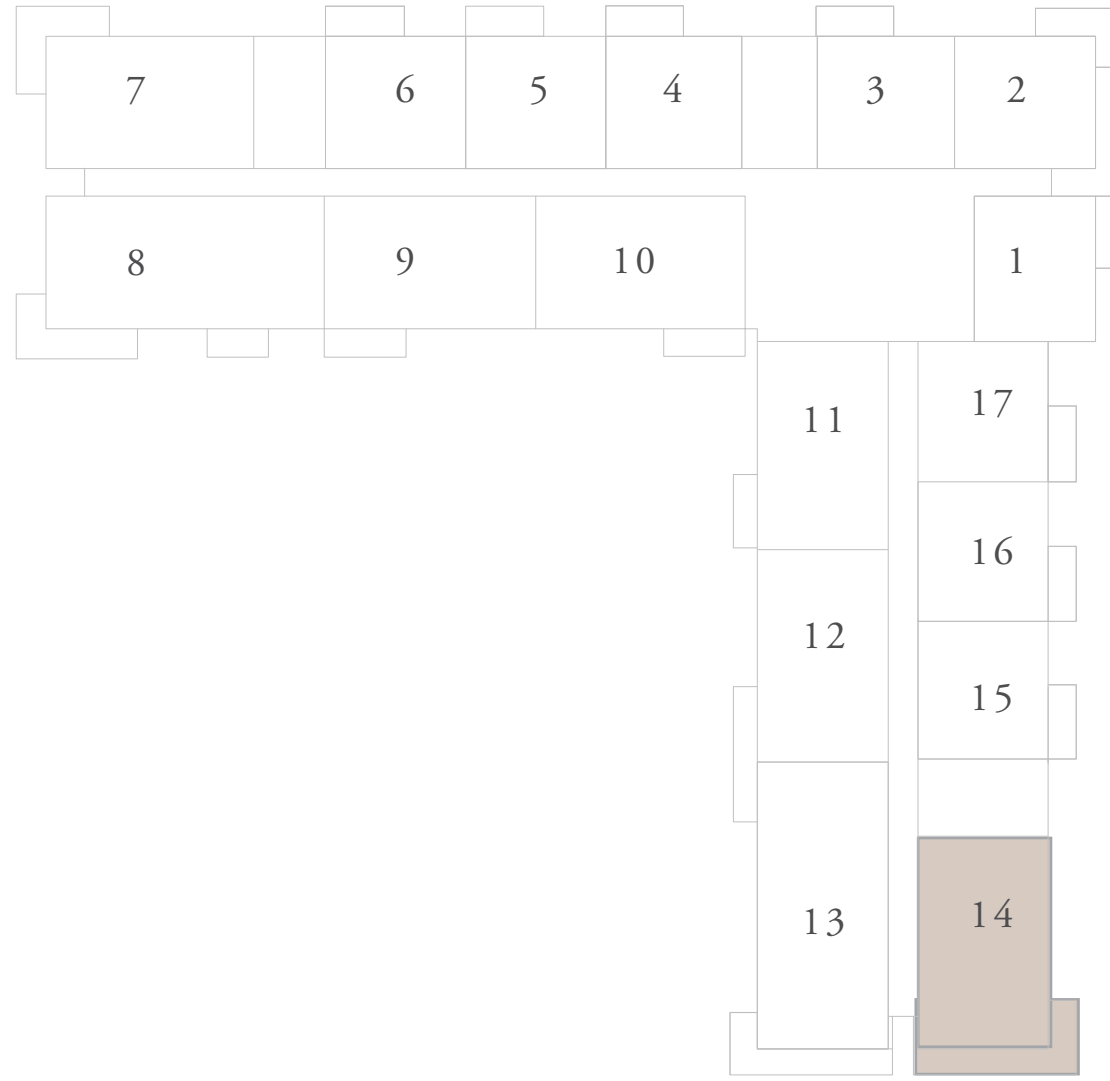
KEY PLANS



PODIUM



LEVEL 1



LEVEL 2 TO 14



FLOOR PLAN 1. All dimensions are in imperial and metric, and measured from finish to finish excluding construction tolerances. 2. All materials, dimensions, and drawings are approximate only. 3. Information is subject to change without notice, at developer's absolute discretion. 4. Actual area may vary from the stated area. 5. Drawings not to scale. 6. All images used are for illustrative purposes only and do not represent the actual size, features, specifications, fittings, and furnishings. 7. The developer reserves the right to make revisions / alterations, at it's absolute discretion, without any liability whatsoever.

club place

DUBAI HILLS ESTATE

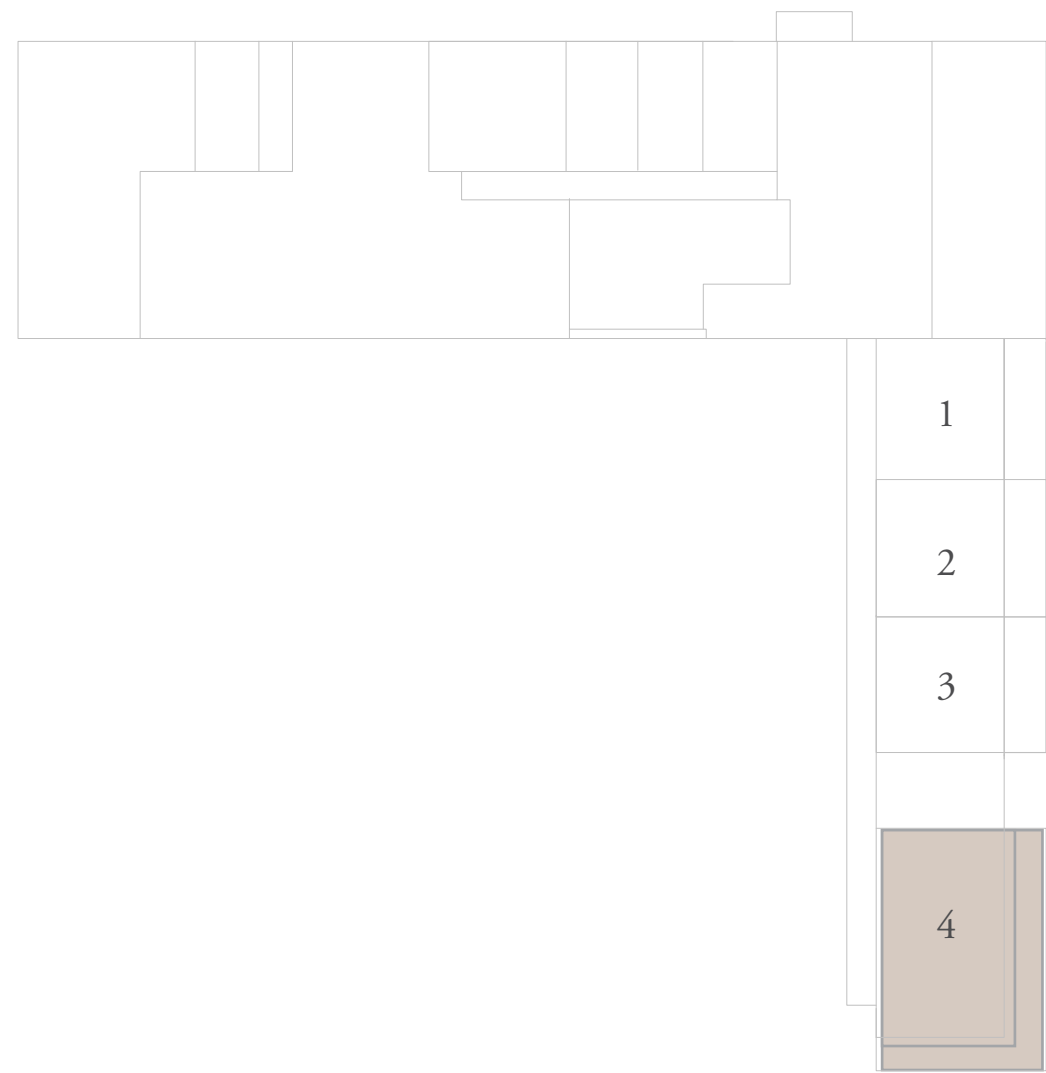

BUILDING B 2 BEDROOM TYPE 3C

UNITS
BGO4

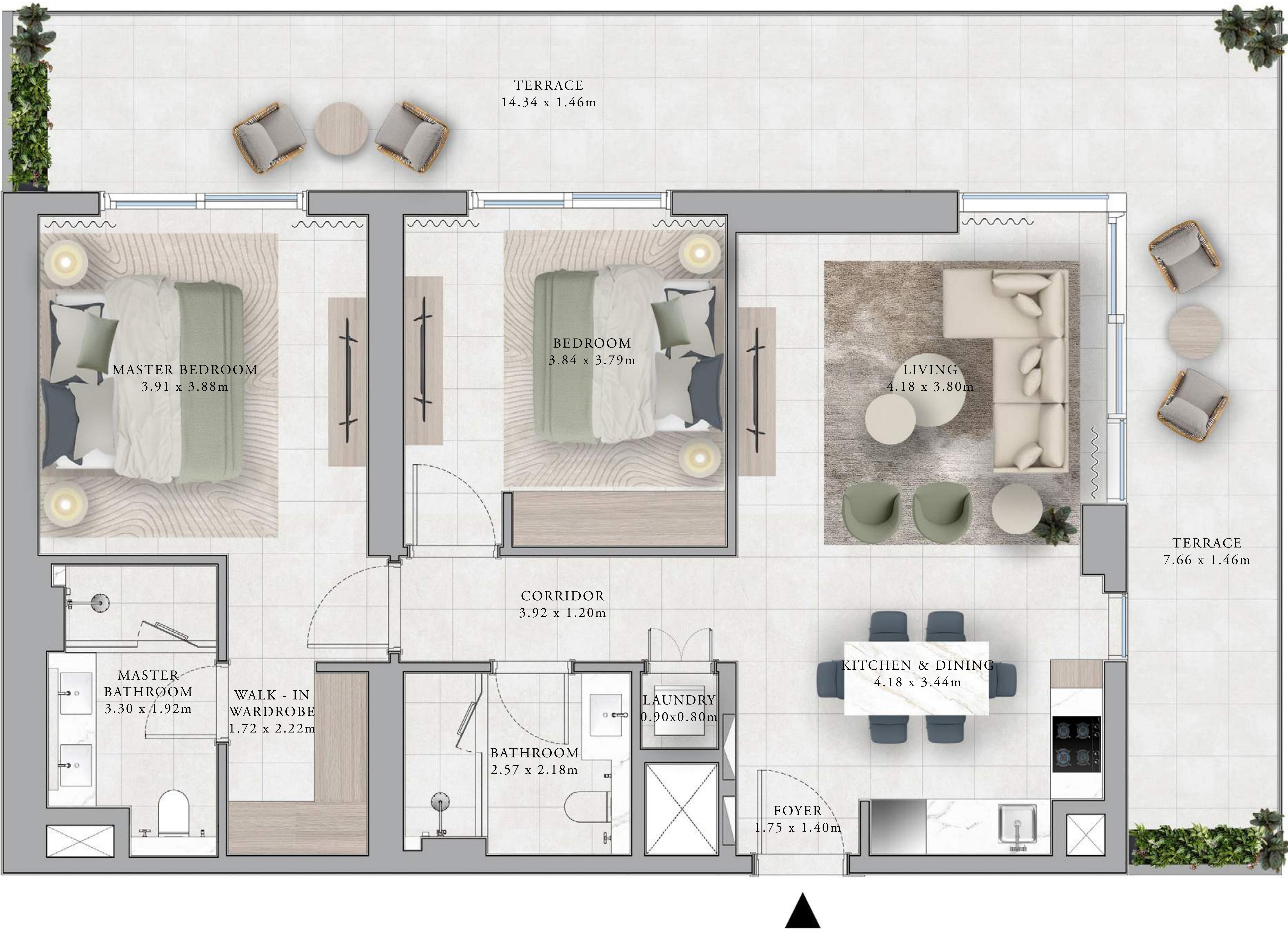
SUITE AREA	1007.39 SQ.FT.	93.59 SQ.M.
BALCONY AREA	564.57 SQ.FT.	52.45 SQ.M.
TOTAL AREA	1571.96 SQ.FT.	146.04 SQ.M.

KEY SECTION

KEY PLANS



GROUND



FLOOR PLAN 1. All dimensions are in imperial and metric, and measured from finish to finish excluding construction tolerances. 2. All materials, dimensions, and drawings are approximate only. 3. Information is subject to change without notice, at developer's absolute discretion. 4. Actual area may vary from the stated area. 5. Drawings not to scale. 6. All images used are for illustrative purposes only and do not represent the actual size, features, specifications, fittings, and furnishings. 7. The developer reserves the right to make revisions / alterations, at it's absolute discretion, without any liability whatsoever.

club place


DUBAI HILLS ESTATE

BUILDING B 2 BEDROOM TYPE 4A

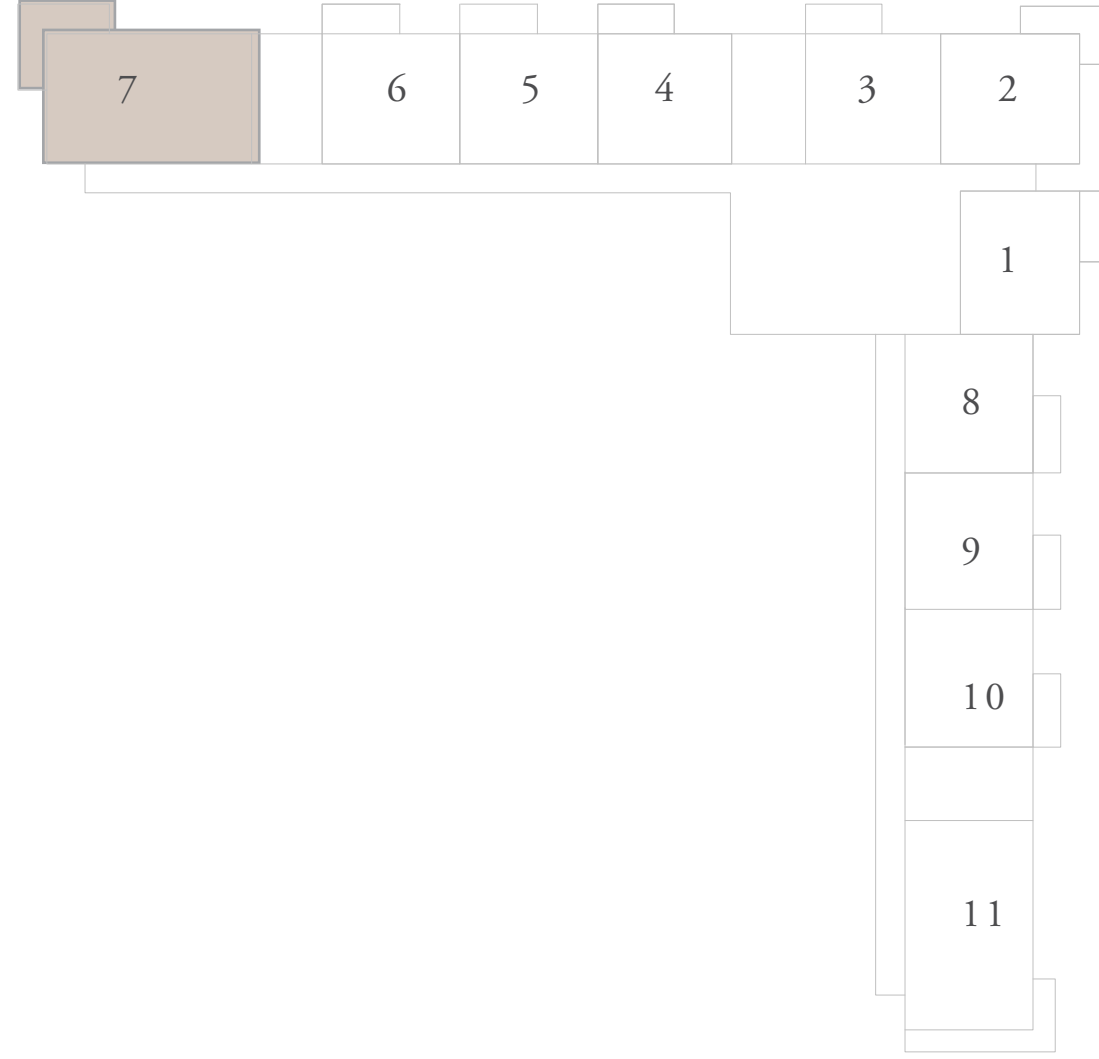
UNITS
BP07, B107

SUITE AREA	1006 SQ.FT.	93.46 SQ.M.
BALCONY AREA	137.24 SQ.FT.	12.75 SQ.M.
TOTAL AREA	1143.23 SQ.FT.	106.21 SQ.M.
B207, B307, B407, B507, B607, B707, B807, B907, B1007, B1107, B1207, B1307, B1407, B1507, B1607, B1707		
SUITE AREA	1007.93 SQ.FT.	93.64 SQ.M.
BALCONY AREA	144.56 SQ.FT.	13.43 SQ.M.
TOTAL AREA	1152.49 SQ.FT.	107.07 SQ.M.

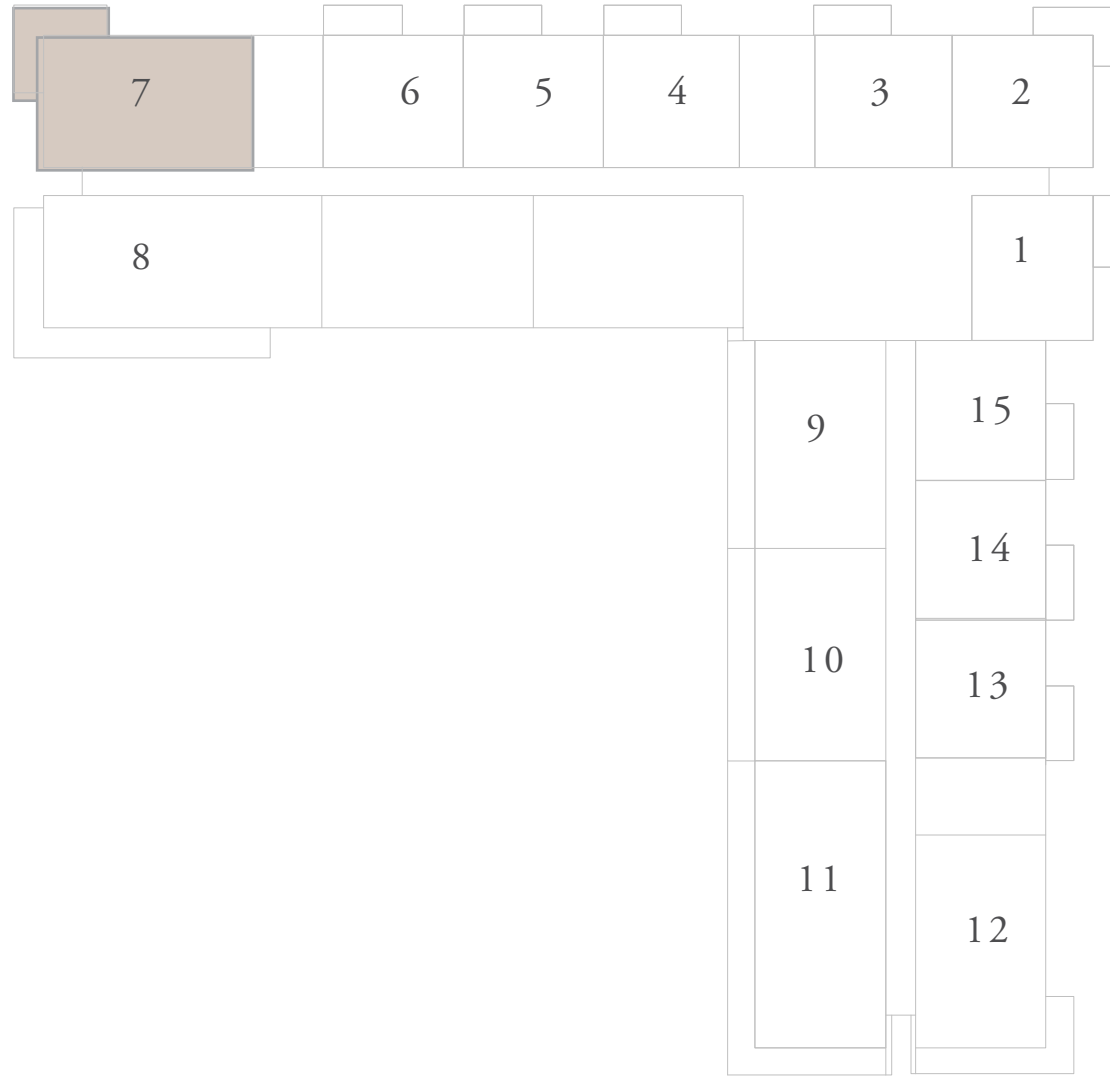
KEY SECTION



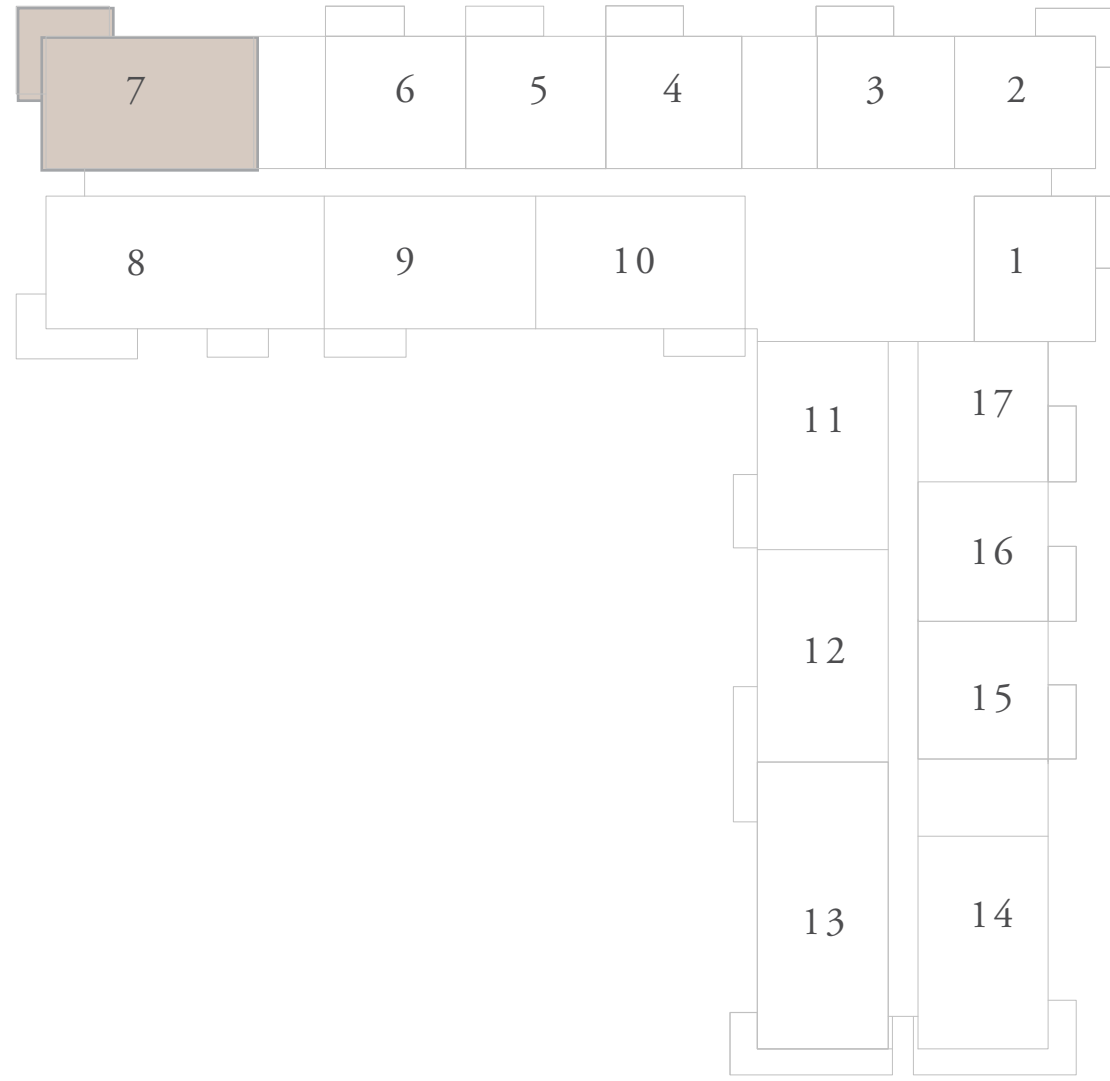
KEY PLANS



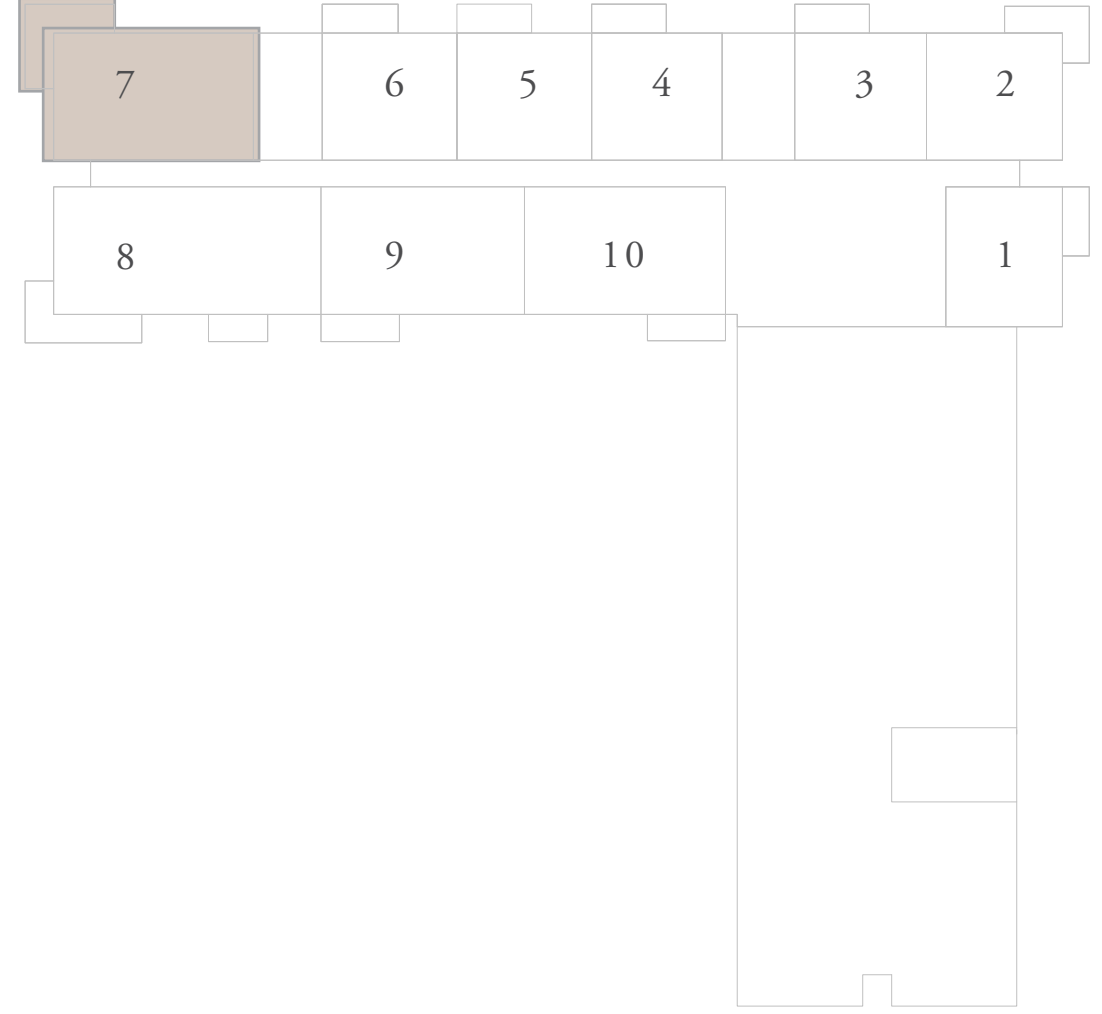
PODIUM



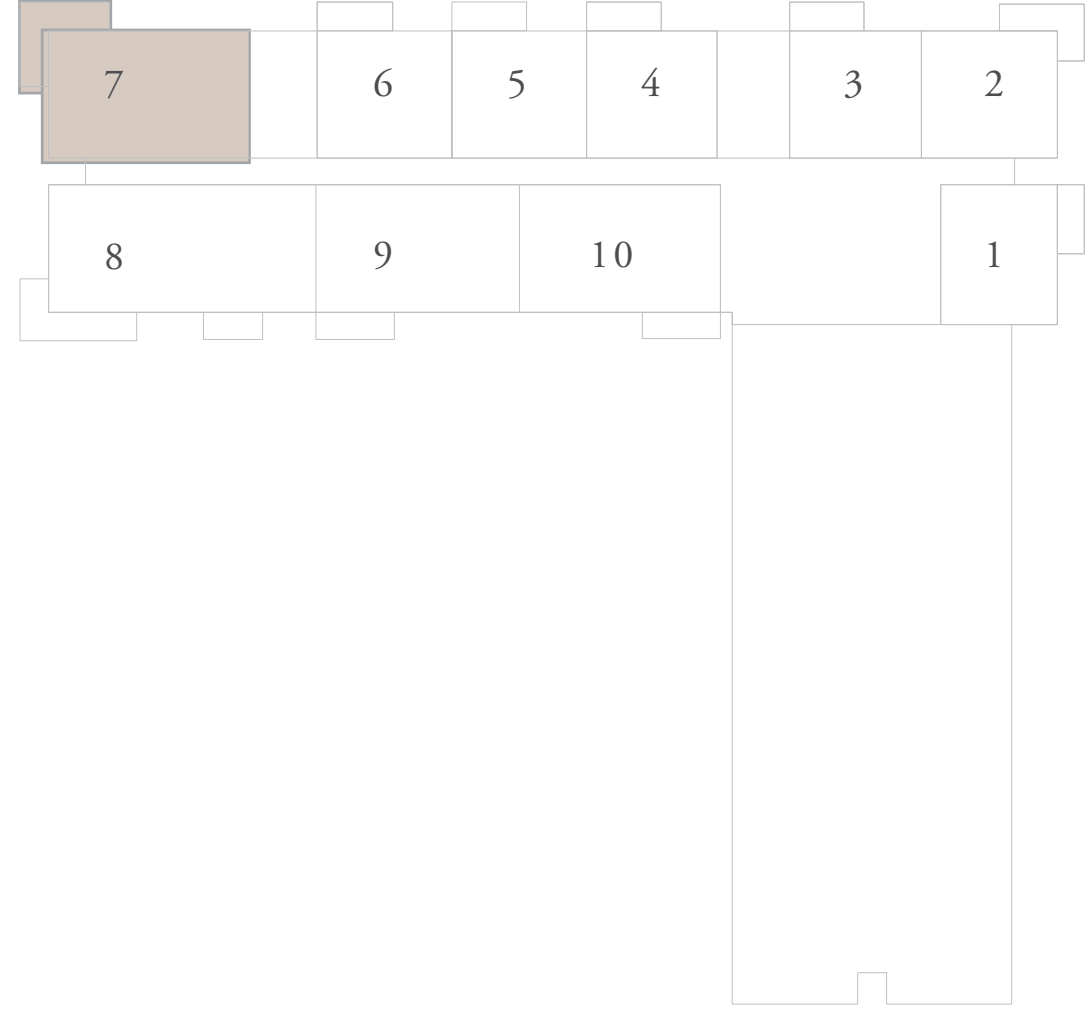
LEVEL 1



LEVEL 2 TO 14



LEVEL 15



LEVEL 16 TO 17



FLOOR PLAN 1. All dimensions are in imperial and metric, and measured from finish to finish excluding construction tolerances. 2. All materials, dimensions, and drawings are approximate only. 3. Information is subject to change without notice, at developer's absolute discretion. 4. Actual area may vary from the stated area. 5. Drawings not to scale. 6. All images used are for illustrative purposes only and do not represent the actual size, features, specifications, fittings, and furnishings. 7. The developer reserves the right to make revisions / alterations, at it's absolute discretion, without any liability whatsoever.

club place

DUBAI HILLS ESTATE


BUILDING B 2 BEDROOM TYPE 5A

UNITS

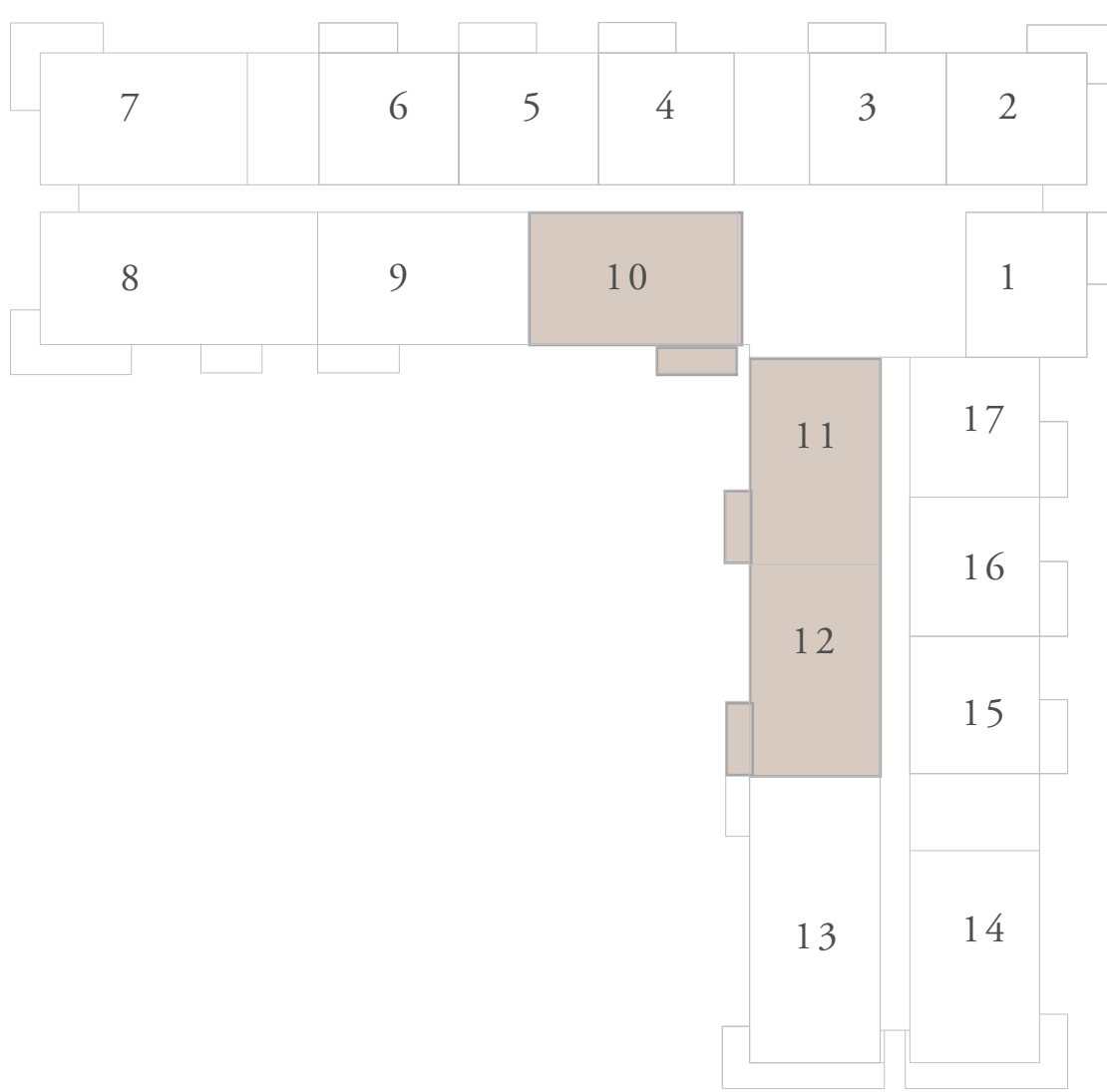
B210, B211, B212, B310, B311, B312, B410, B411, B412, B510, B511, B512, B610, B611, B612, B710, B711, B712, B810, B811, B812, B910, B911, B912, B1010, B1011, B1012, B1110, B1111, B1112, B1210, B1211, B1212, B1310, B1311, B1312, B1410, B1411, B1412, B1510, B1610, B1710

SUITE AREA	1006.53 - 1009.76 SQ.FT.	93.51 - 93.81 SQ.M.
BALCONY AREA	75.89 - 79.55 SQ.FT.	7.05 - 7.39 SQ.M.
TOTAL AREA	1085.65 - 1086.08 SQ.FT.	100.86 - 100.9 SQ.M.

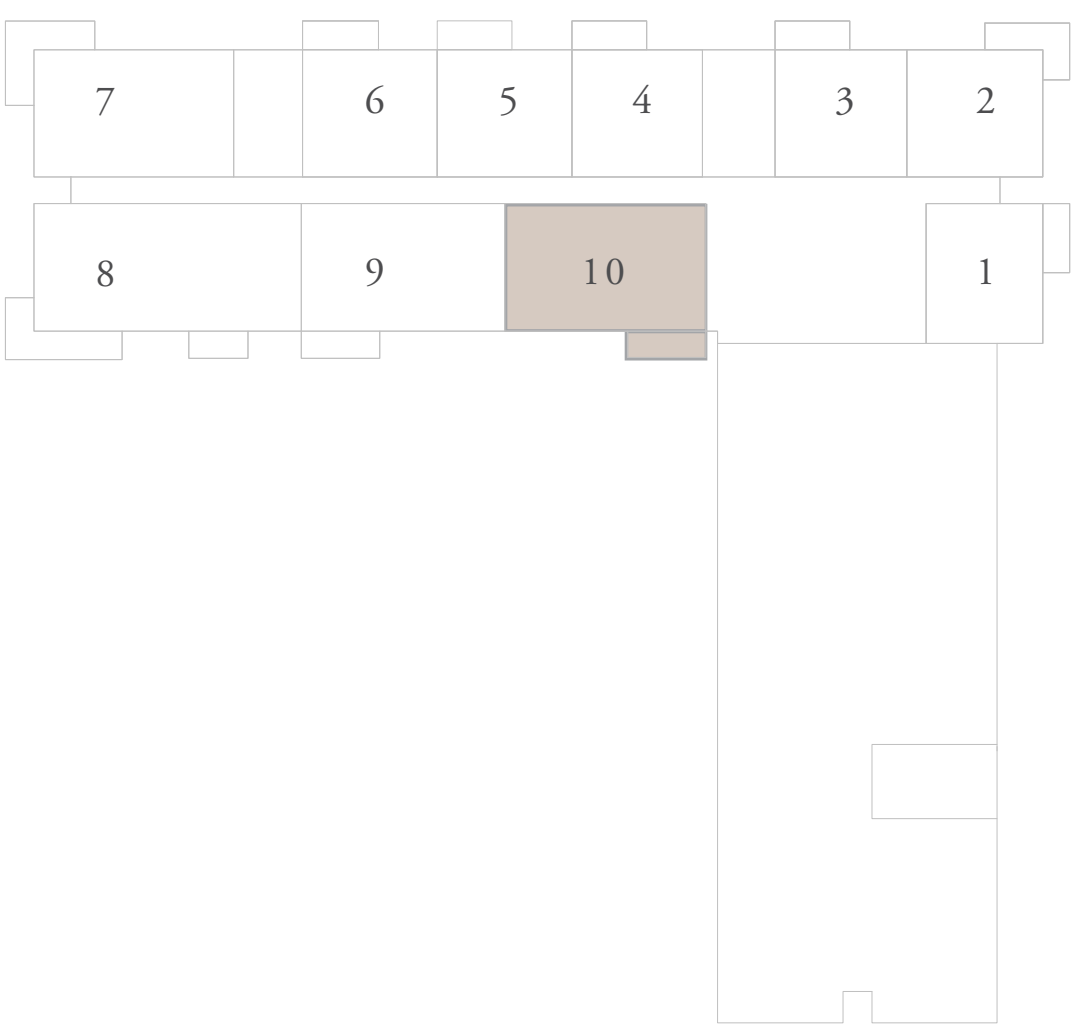
KEY SECTION



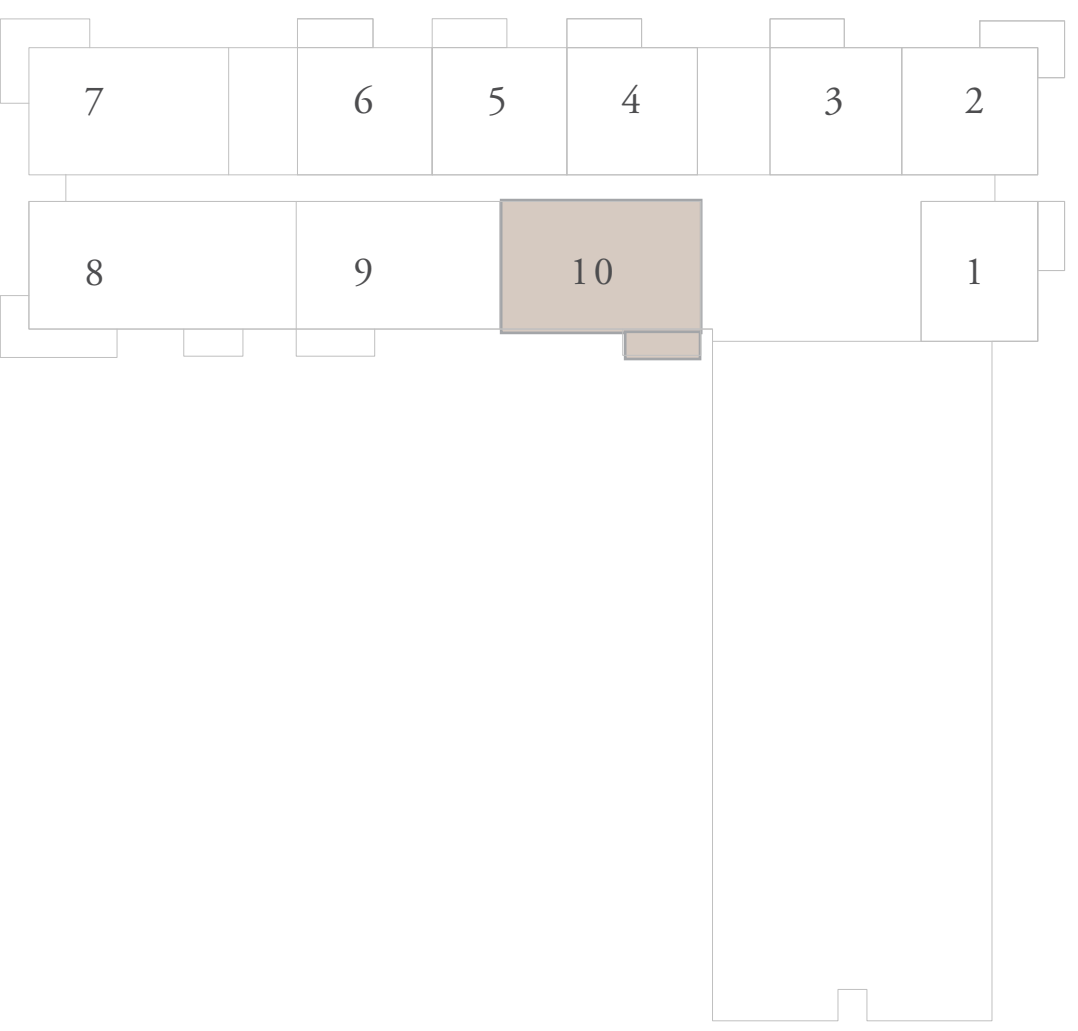
KEY PLANS



LEVEL 2 TO 14



LEVEL 15



LEVEL 16 TO 17



FLOOR PLAN 1. All dimensions are in imperial and metric, and measured from finish to finish excluding construction tolerances. 2. All materials, dimensions, and drawings are approximate only. 3. Information is subject to change without notice, at developer's absolute discretion. 4. Actual area may vary from the stated area. 5. Drawings not to scale. 6. All images used are for illustrative purposes only and do not represent the actual size, features, specifications, fittings, and furnishings. 7. The developer reserves the right to make revisions / alterations, at it's absolute discretion, without any liability whatsoever.

club place

DUBAI HILLS ESTATE


BUILDING B 2 BEDROOM TYPE 5B

UNITS

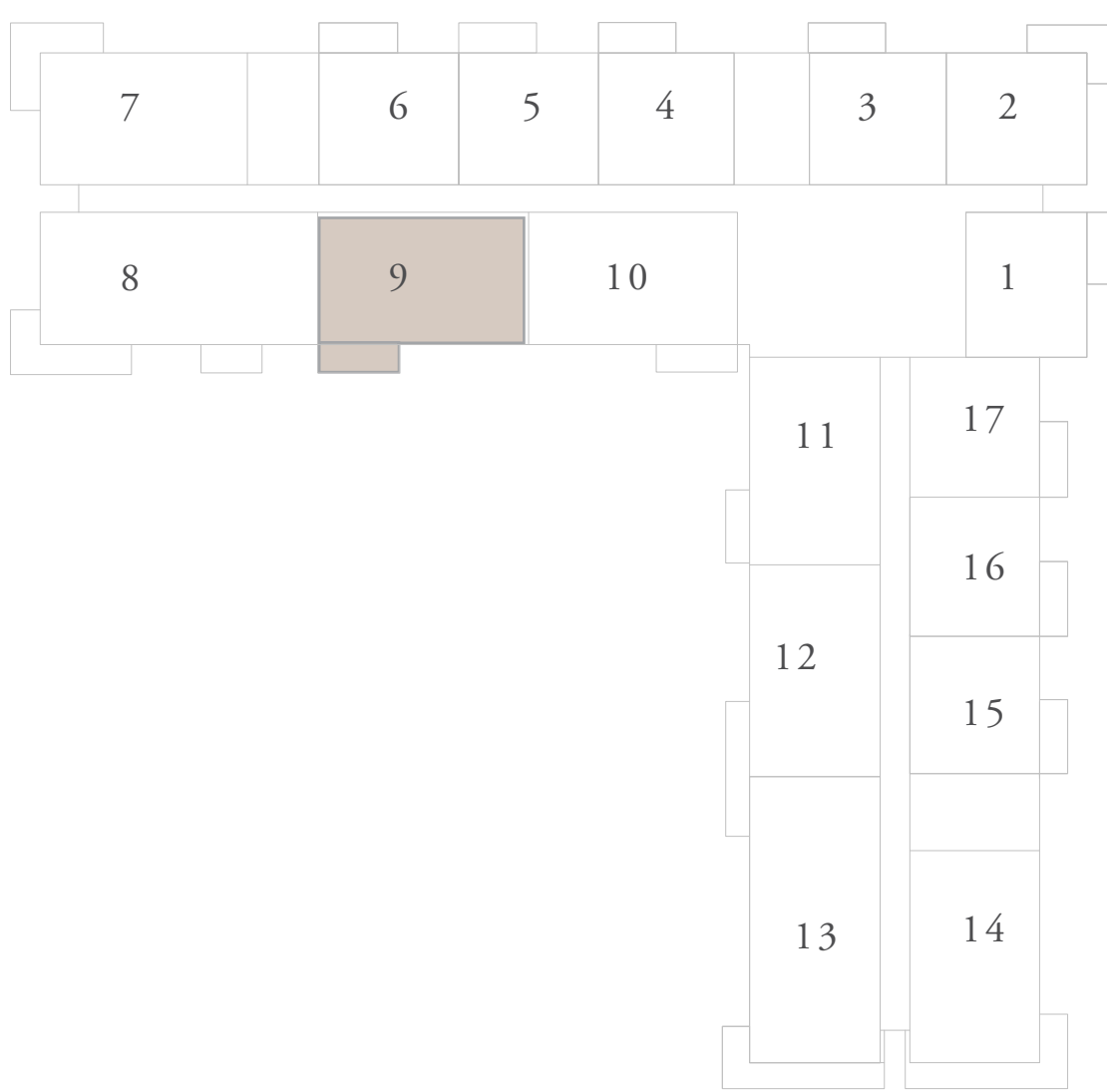
B209, B309, B409, B509, B609, B709, B809, B909, B1009, B1109, B1209, B1309, B1409, B1509, B1609, B1709

SUITE AREA	1006.53 SQ.FT.	93.51 SQ.M.
BALCONY AREA	80.3 SQ.FT.	7.46 SQ.M.
TOTAL AREA	1086.83 SQ.FT.	100.97 SQ.M.

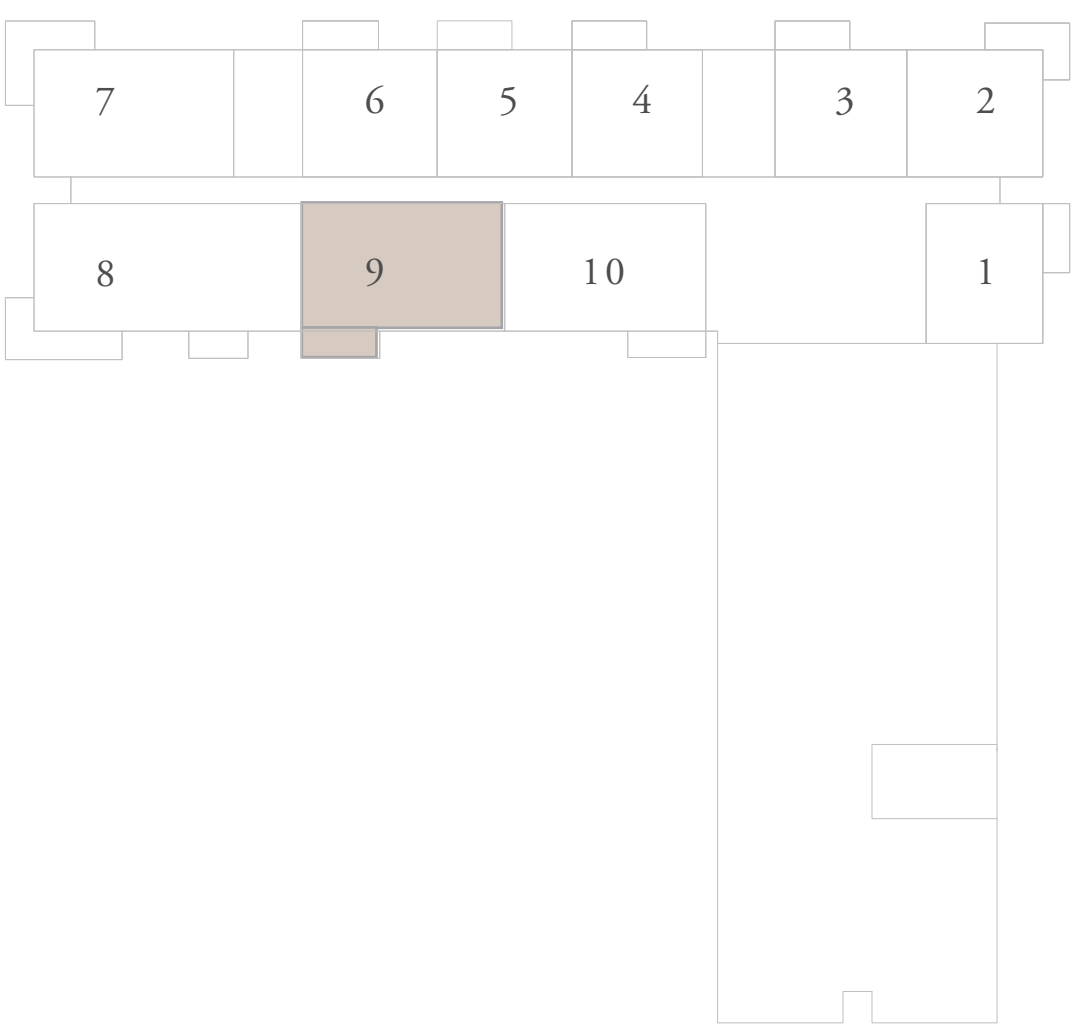
KEY SECTION



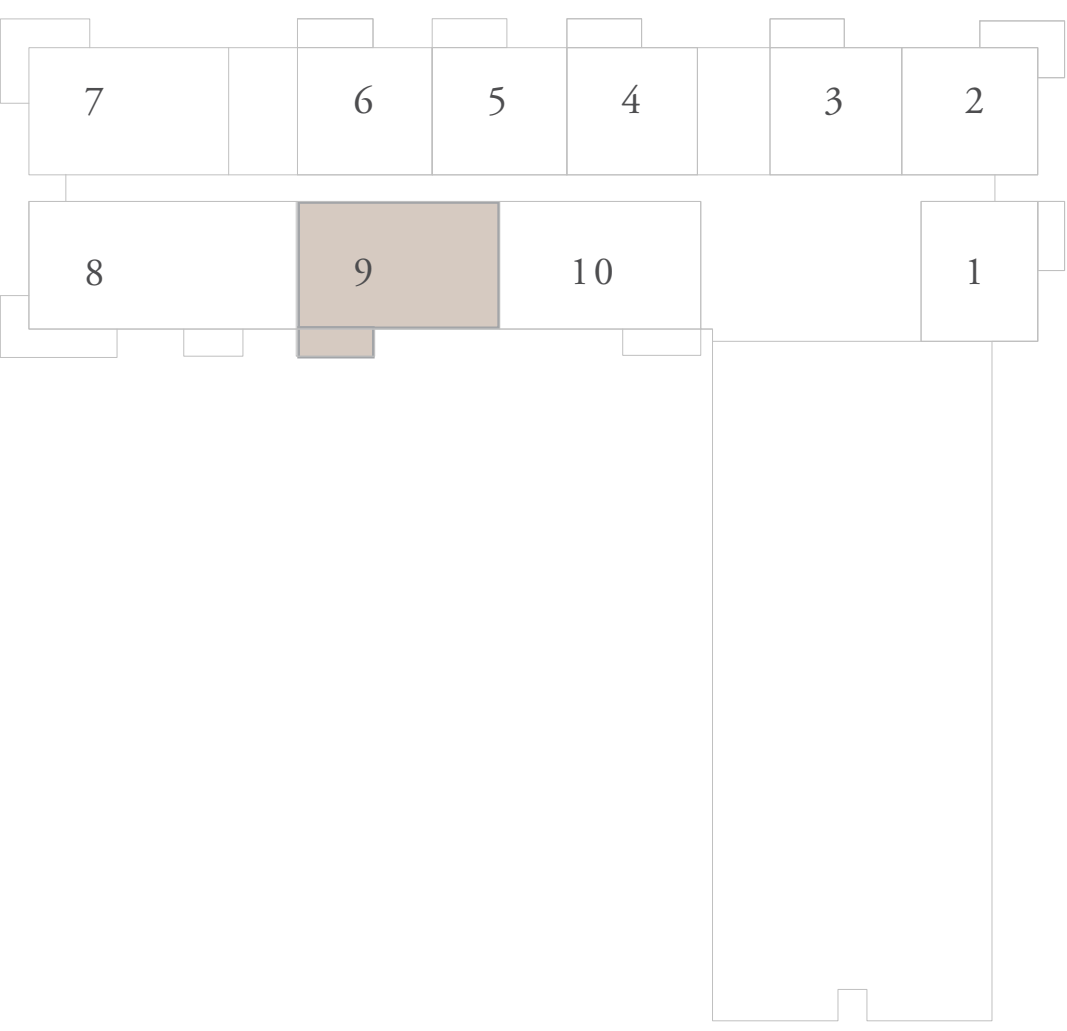
KEY PLANS



LEVEL 2 TO 14



LEVEL 15



LEVEL 16 TO 17



FLOOR PLAN 1. All dimensions are in imperial and metric, and measured from finish to finish excluding construction tolerances. 2. All materials, dimensions, and drawings are approximate only. 3. Information is subject to change without notice, at developer's absolute discretion. 4. Actual area may vary from the stated area. 5. Drawings not to scale. 6. All images used are for illustrative purposes only and do not represent the actual size, features, specifications, fittings, and furnishings. 7. The developer reserves the right to make revisions / alterations, at it's absolute discretion, without any liability whatsoever.

club place


DUBAI HILLS ESTATE

BUILDING B 2 BEDROOM TYPE 5C

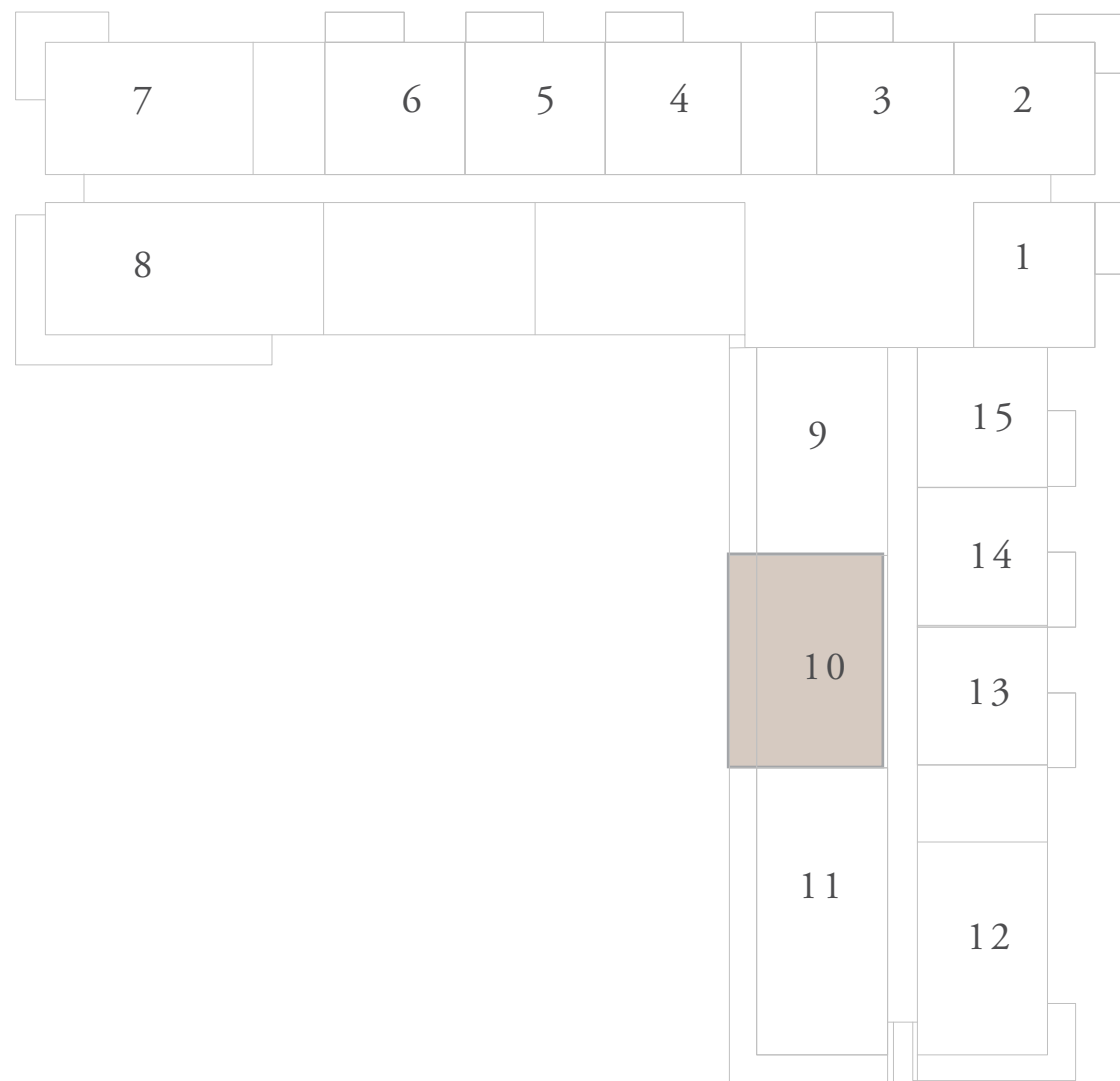
UNITS
B110

SUITE AREA	1006.75 SQ.FT.	93.53 SQ.M.
BALCONY AREA	217.43 SQ.FT.	20.20 SQ.M.
TOTAL AREA	1224.18 SQ.FT.	113.73 SQ.M.

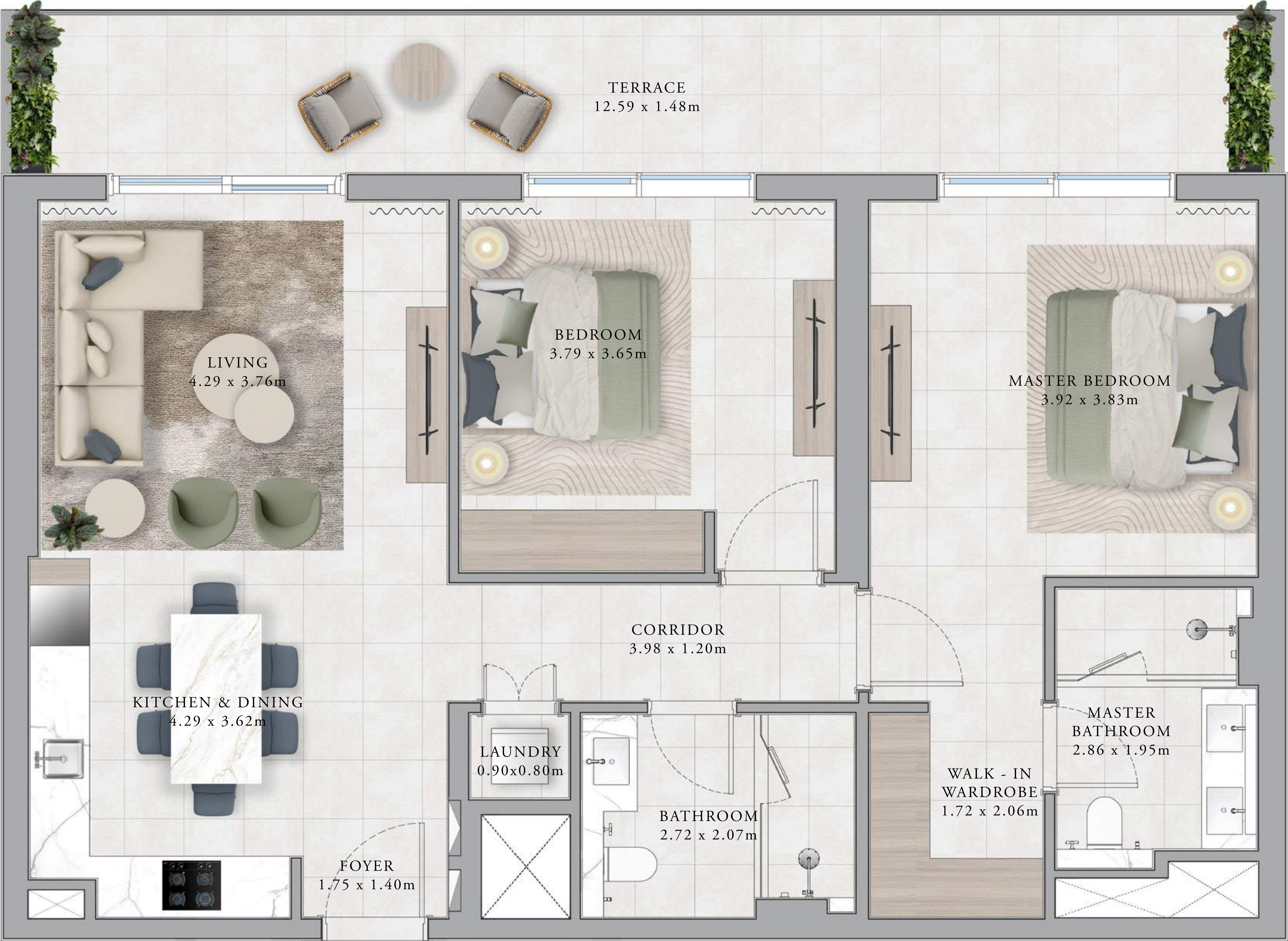
KEY SECTION



KEY PLANS



LEVEL 1



FLOOR PLAN 1. All dimensions are in imperial and metric, and measured from finish to finish excluding construction tolerances. 2. All materials, dimensions, and drawings are approximate only. 3. Information is subject to change without notice, at developer's absolute discretion. 4. Actual area may vary from the stated area. 5. Drawings not to scale. 6. All images used are for illustrative purposes only and do not represent the actual size, features, specifications, fittings, and furnishings. 7. The developer reserves the right to make revisions / alterations, at it's absolute discretion, without any liability whatsoever.

club place


DUBAI HILLS ESTATE

BUILDING B 2 BEDROOM TYPE 5G

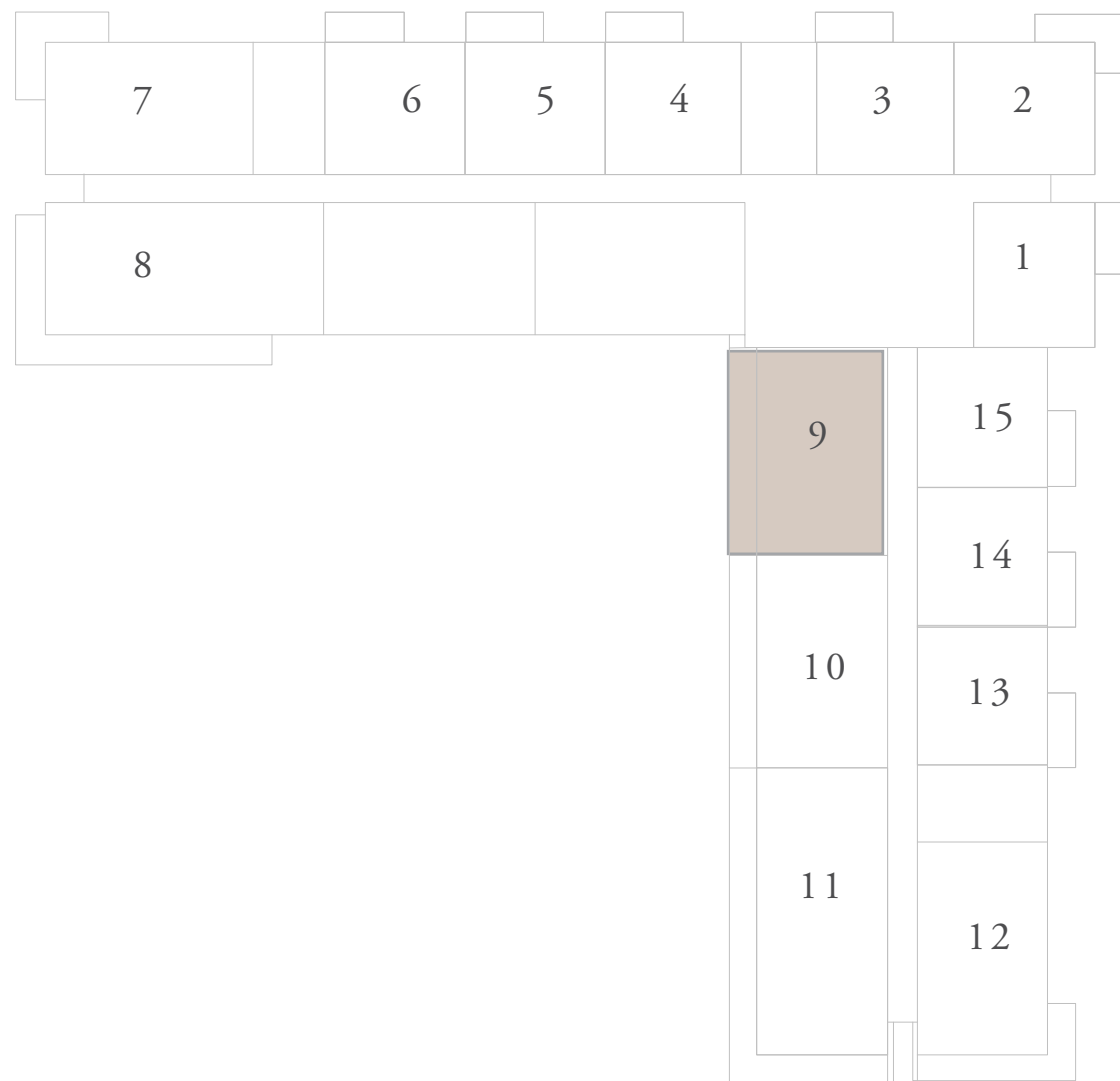
UNITS
B109

SUITE AREA	1009.98 SQ.FT.	93.83 SQ.M.
BALCONY AREA	227.55 SQ.FT.	21.14 SQ.M.
TOTAL AREA	1237.53 SQ.FT.	114.97 SQ.M.

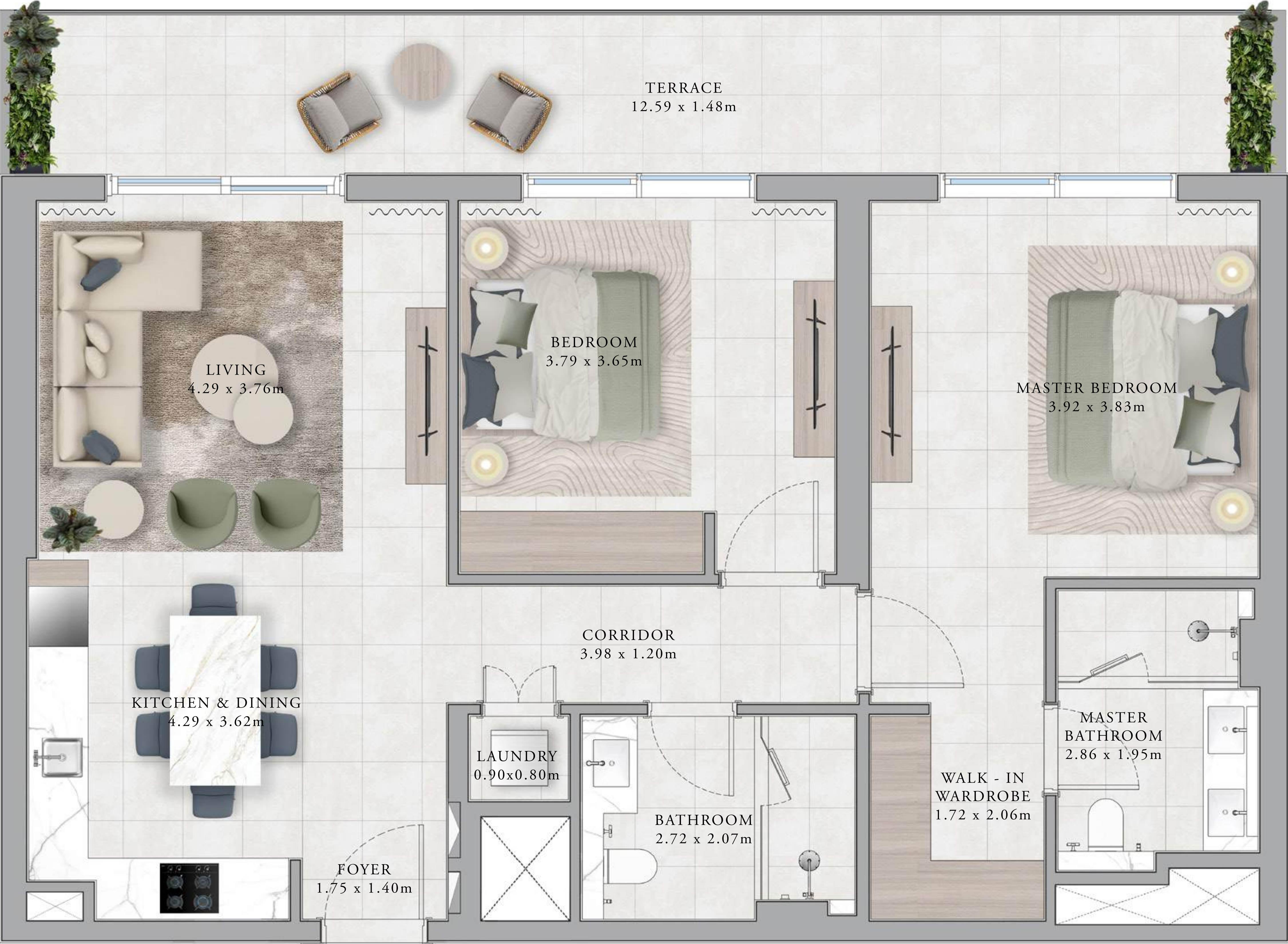
KEY SECTION



KEY PLANS



LEVEL 1



FLOOR PLAN 1. All dimensions are in imperial and metric, and measured from finish to finish excluding construction tolerances. 2. All materials, dimensions, and drawings are approximate only. 3. Information is subject to change without notice, at developer's absolute discretion. 4. Actual area may vary from the stated area. 5. Drawings not to scale. 6. All images used are for illustrative purposes only and do not represent the actual size, features, specifications, fittings, and furnishings. 7. The developer reserves the right to make revisions / alterations, at it's absolute discretion, without any liability whatsoever.

club place

DUBAI HILLS ESTATE

BUILDING B 3 BEDROOM TYPE 3A

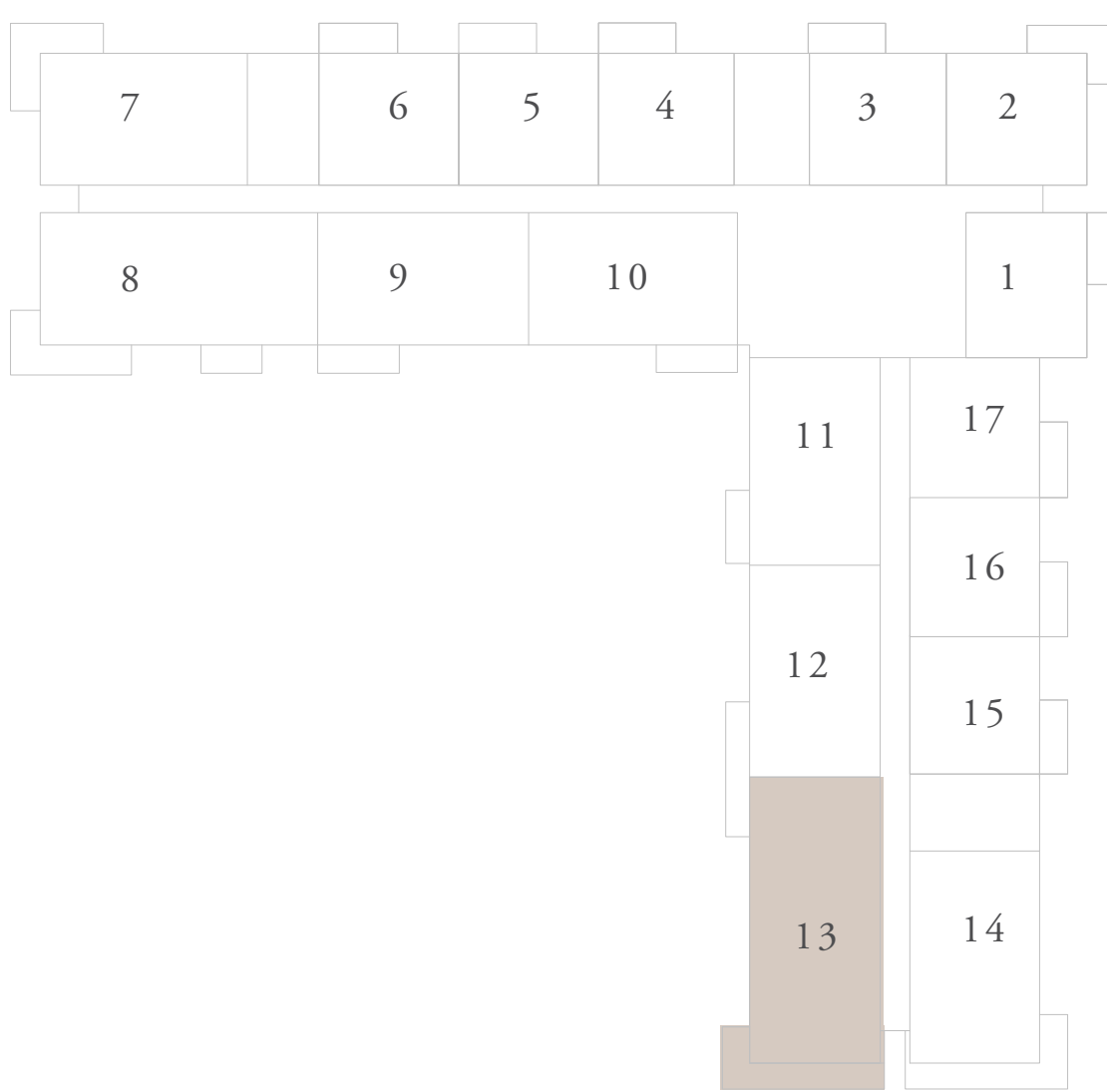

UNITS

B213, B313, B413, B 513, B613, B713, B813, B913, B1013, B1113, B1213, B1313, B1413

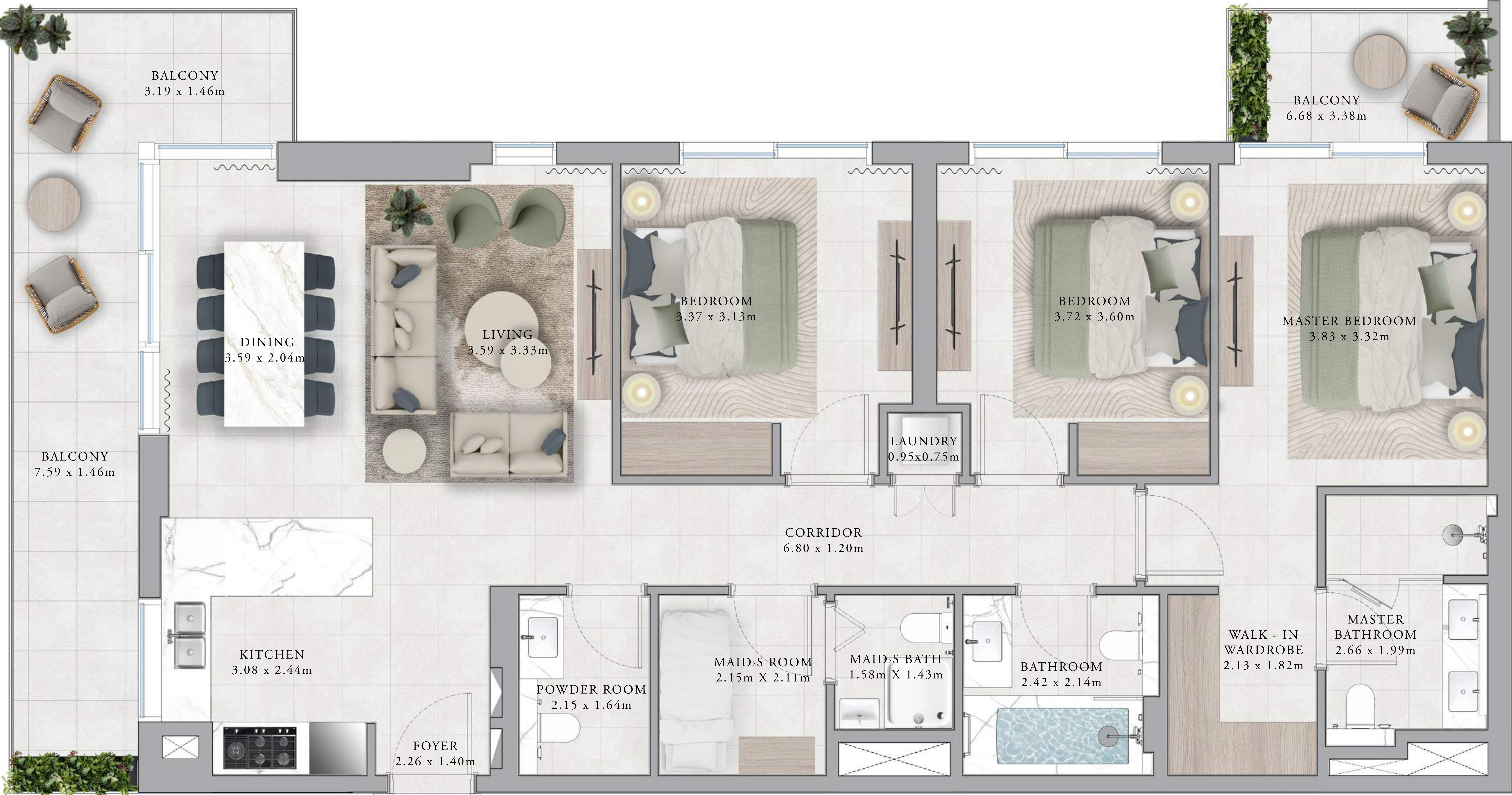
SUITE AREA	1350.98 SQ.FT.	125.51 SQ.M.
BALCONY AREA	253.06 SQ.FT.	23.51 SQ.M.
TOTAL AREA	1604.04 SQ.FT.	149.02 SQ.M.

KEY SECTION

KEY PLANS



LEVEL 2 TO 14



FLOOR PLAN 1. All dimensions are in imperial and metric, and measured from finish to finish excluding construction tolerances. 2. All materials, dimensions, and drawings are approximate only. 3. Information is subject to change without notice, at developer's absolute discretion. 4. Actual area may vary from the stated area. 5. Drawings not to scale. 6. All images used are for illustrative purposes only and do not represent the actual size, features, specifications, fittings, and furnishings. 7. The developer reserves the right to make revisions / alterations, at it's absolute discretion, without any liability whatsoever.

club place

DUBAI HILLS ESTATE

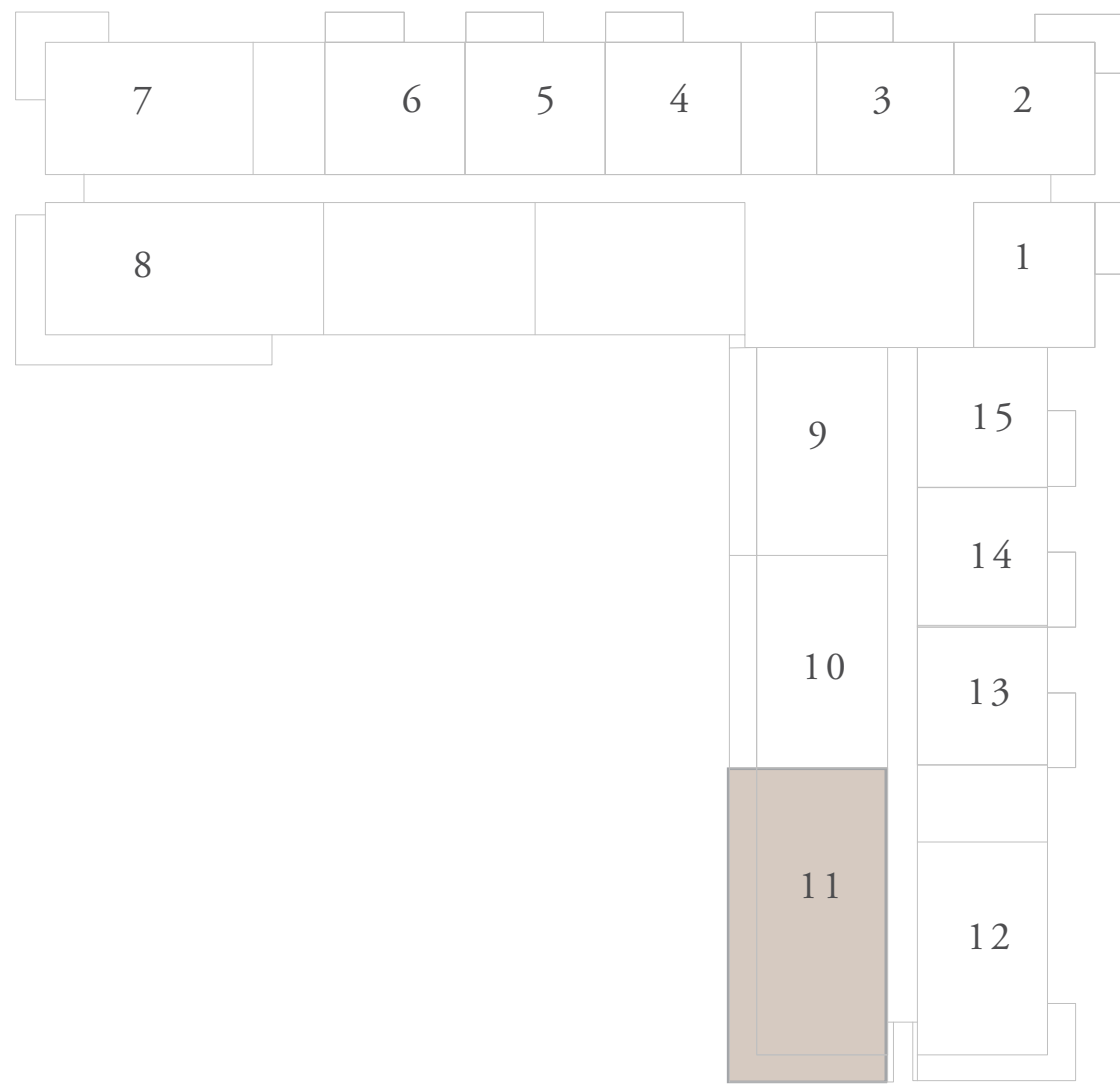

BUILDING B 3 BEDROOM TYPE 3C

UNITS
B111

SUITE AREA	1349.9 SQ.FT.	125.41 SQ.M.
BALCONY AREA	449.82 SQ.FT.	41.79 SQ.M.
TOTAL AREA	1799.73 SQ.FT.	167.2 SQ.M.

KEY SECTION

KEY PLANS



LEVEL 1



FLOOR PLAN 1. All dimensions are in imperial and metric, and measured from finish to finish excluding construction tolerances. 2. All materials, dimensions, and drawings are approximate only. 3. Information is subject to change without notice, at developer's absolute discretion. 4. Actual area may vary from the stated area. 5. Drawings not to scale. 6. All images used are for illustrative purposes only and do not represent the actual size, features, specifications, fittings, and furnishings. 7. The developer reserves the right to make revisions / alterations, at it's absolute discretion, without any liability whatsoever.

club place

DUBAI HILLS ESTATE

BUILDING B 3 BEDROOM TYPE 4A

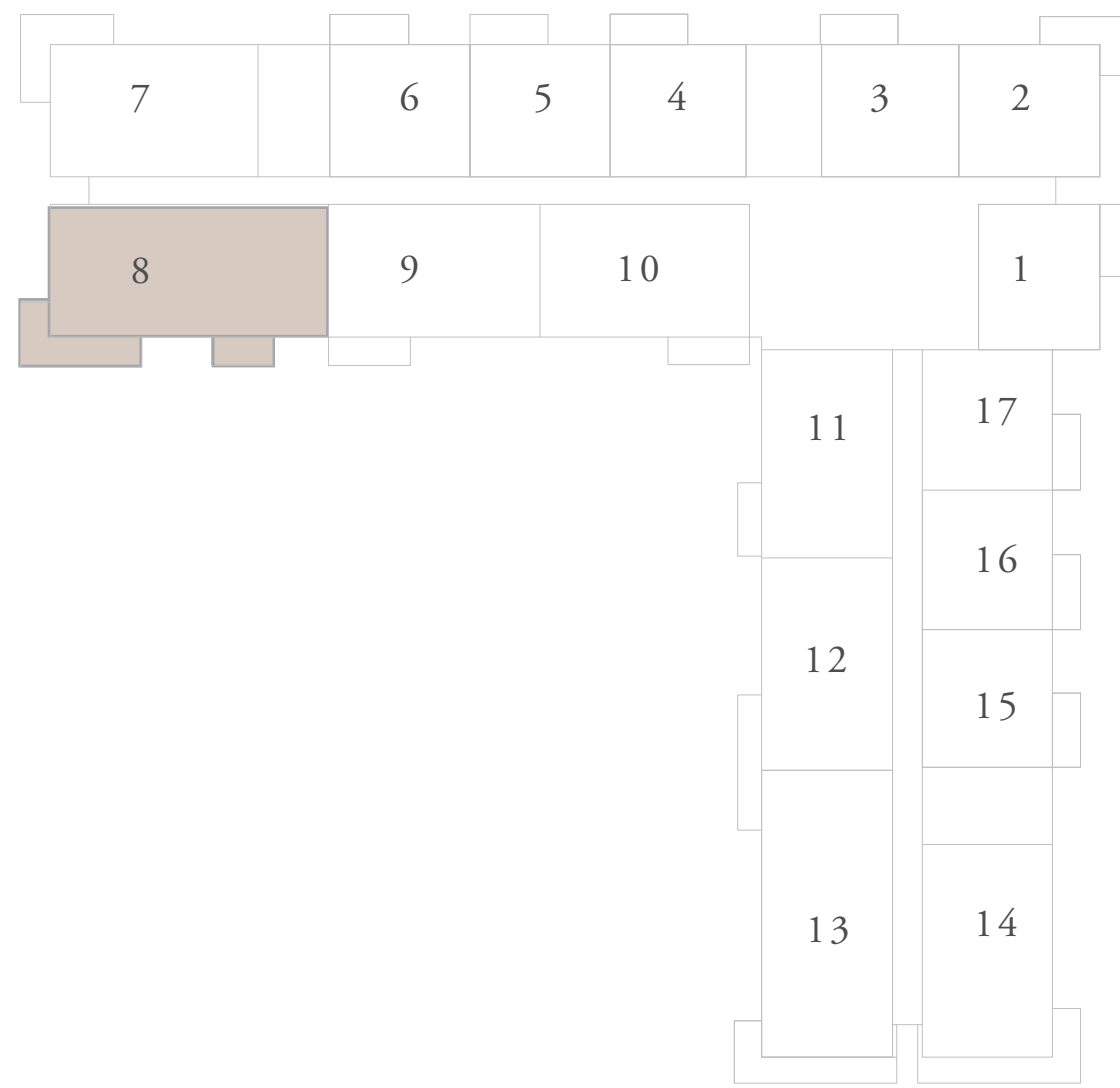

UNITS

B208, B308, B408, B508, B608, B708, B808, B908, B1008, B1108, B1208, B1308, B1408, B1508, B1608, B1708

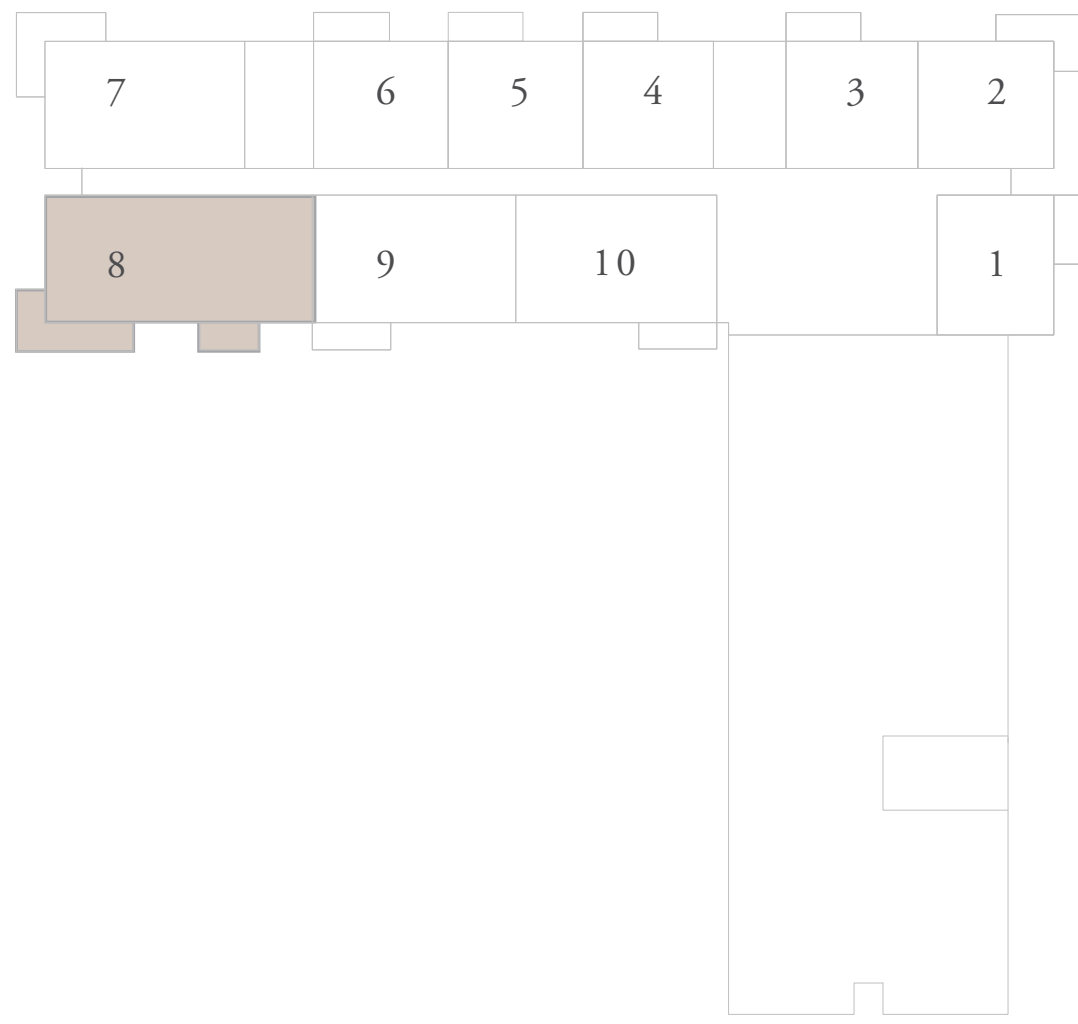
SUITE AREA	1353.13 SQ.FT.	125.71 SQ.M.
BALCONY AREA	198.16 SQ.FT.	18.41 SQ.M.
TOTAL AREA	1551.29 SQ.FT.	144.12 SQ.M.

KEY SECTION

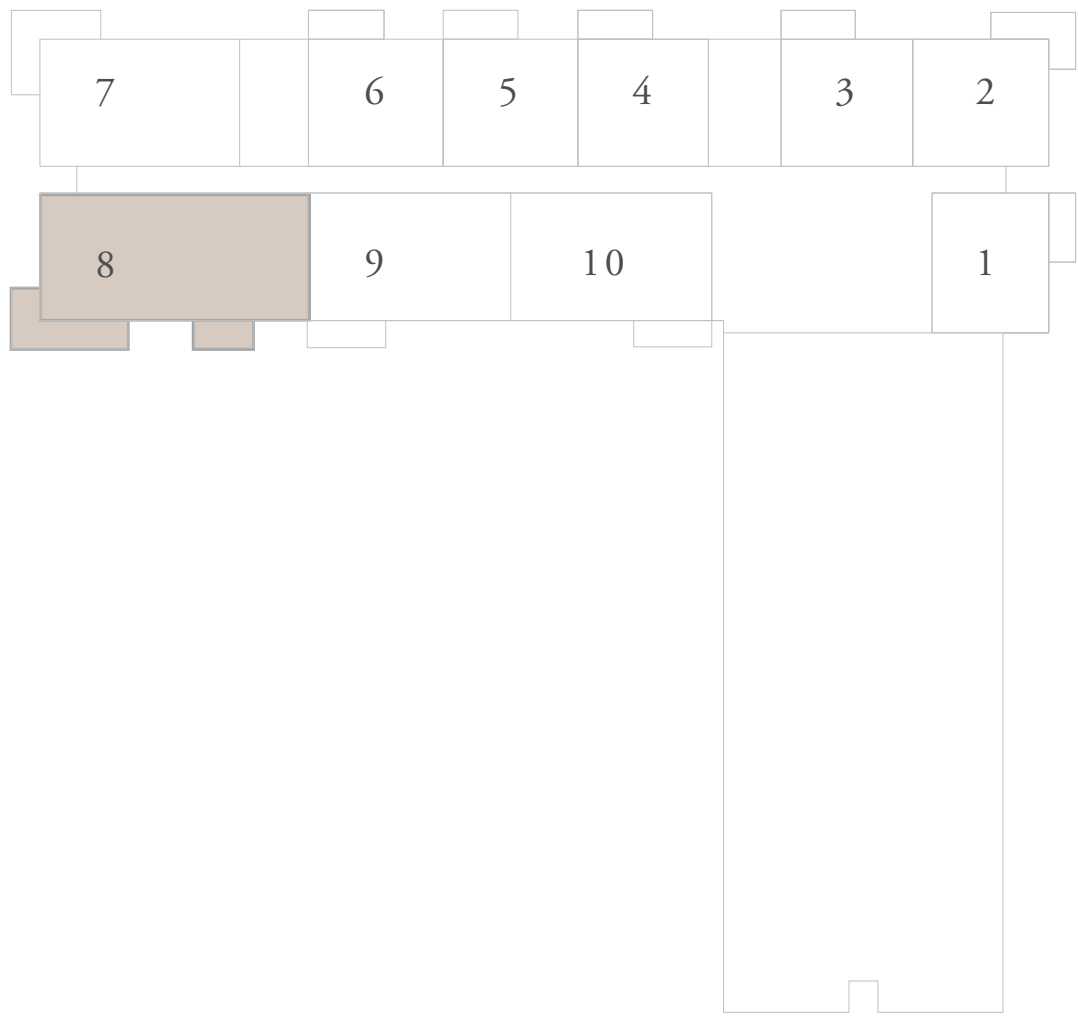
KEY PLANS



LEVEL 2 TO 14



LEVEL 15



LEVEL 16 TO 17



FLOOR PLAN 1. All dimensions are in imperial and metric, and measured from finish to finish excluding construction tolerances. 2. All materials, dimensions, and drawings are approximate only. 3. Information is subject to change without notice, at developer's absolute discretion. 4. Actual area may vary from the stated area. 5. Drawings not to scale. 6. All images used are for illustrative purposes only and do not represent the actual size, features, specifications, fittings, and furnishings. 7. The developer reserves the right to make revisions / alterations, at it's absolute discretion, without any liability whatsoever.

club place


DUBAI HILLS ESTATE

BUILDING B 3 BEDROOM TYPE 4C

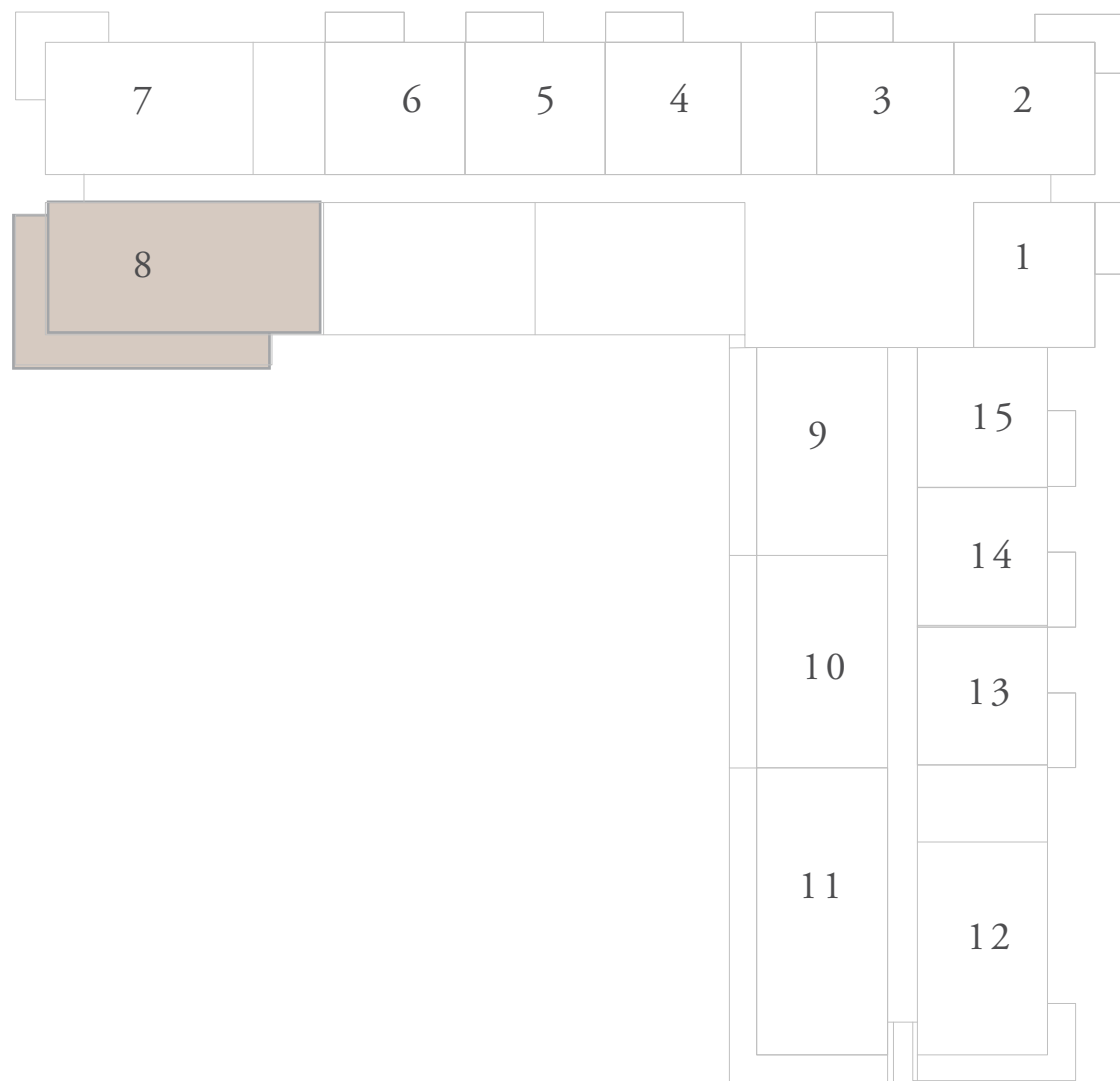
UNITS
B108

SUITE AREA	1353.78 SQ.FT.	125.77 SQ.M.
BALCONY AREA	400.74 SQ.FT.	37.23 SQ.M.
TOTAL AREA	1754.52 SQ.FT.	163.00 SQ.M.

KEY SECTION



KEY PLANS



LEVEL 1



FLOOR PLAN 1. All dimensions are in imperial and metric, and measured from finish to finish excluding construction tolerances. 2. All materials, dimensions, and drawings are approximate only. 3. Information is subject to change without notice, at developer's absolute discretion. 4. Actual area may vary from the stated area. 5. Drawings not to scale. 6. All images used are for illustrative purposes only and do not represent the actual size, features, specifications, fittings, and furnishings. 7. The developer reserves the right to make revisions / alterations, at it's absolute discretion, without any liability whatsoever.

club place


DUBAI HILLS ESTATE

BUILDING C 2 BEDROOM TYPE 6A

UNITS		
CP02		
SUITE AREA	1010.3 SQ.FT.	93.86 SQ.M.
BALCONY AREA	77.07 SQ.FT.	7.16 SQ.M.
TOTAL AREA	1087.37 SQ.FT.	101.02 SQ.M.
CP04		
SUITE AREA	1012.45 SQ.FT.	94.06 SQ.M.
BALCONY AREA	79.44 SQ.FT.	7.38 SQ.M.
TOTAL AREA	1091.89 SQ.FT.	101.44 SQ.M.

KEY SECTION

KEY PLANS



FLOOR PLAN 1. All dimensions are in imperial and metric, and measured from finish to finish excluding construction tolerances. 2. All materials, dimensions, and drawings are approximate only. 3. Information is subject to change without notice, at developer's absolute discretion. 4. Actual area may vary from the stated area. 5. Drawings not to scale. 6. All images used are for illustrative purposes only and do not represent the actual size, features, specifications, fittings, and furnishings. 7. The developer reserves the right to make revisions / alterations, at it's absolute discretion, without any liability whatsoever.

club place

DUBAI HILLS ESTATE

BUILDING C 2 BEDROOM TYPE 6B

UNITS		
CP01		
SUITE AREA	1008.69 SQ.FT.	93.71 SQ.M.
BALCONY AREA	79.87 SQ.FT.	7.42 SQ.M.
TOTAL AREA	1088.55 SQ.FT.	101.13 SQ.M.
CP03		
SUITE AREA	1010.3 SQ.FT.	93.86 SQ.M.
BALCONY AREA	77.18 SQ.FT.	7.17 SQ.M.
TOTAL AREA	1087.48 SQ.FT.	101.03 SQ.M.

KEY SECTION

KEY PLANS



FLOOR PLAN 1. All dimensions are in imperial and metric, and measured from finish to finish excluding construction tolerances. 2. All materials, dimensions, and drawings are approximate only. 3. Information is subject to change without notice, at developer's absolute discretion. 4. Actual area may vary from the stated area. 5. Drawings not to scale. 6. All images used are for illustrative purposes only and do not represent the actual size, features, specifications, fittings, and furnishings. 7. The developer reserves the right to make revisions / alterations, at it's absolute discretion, without any liability whatsoever.

club place

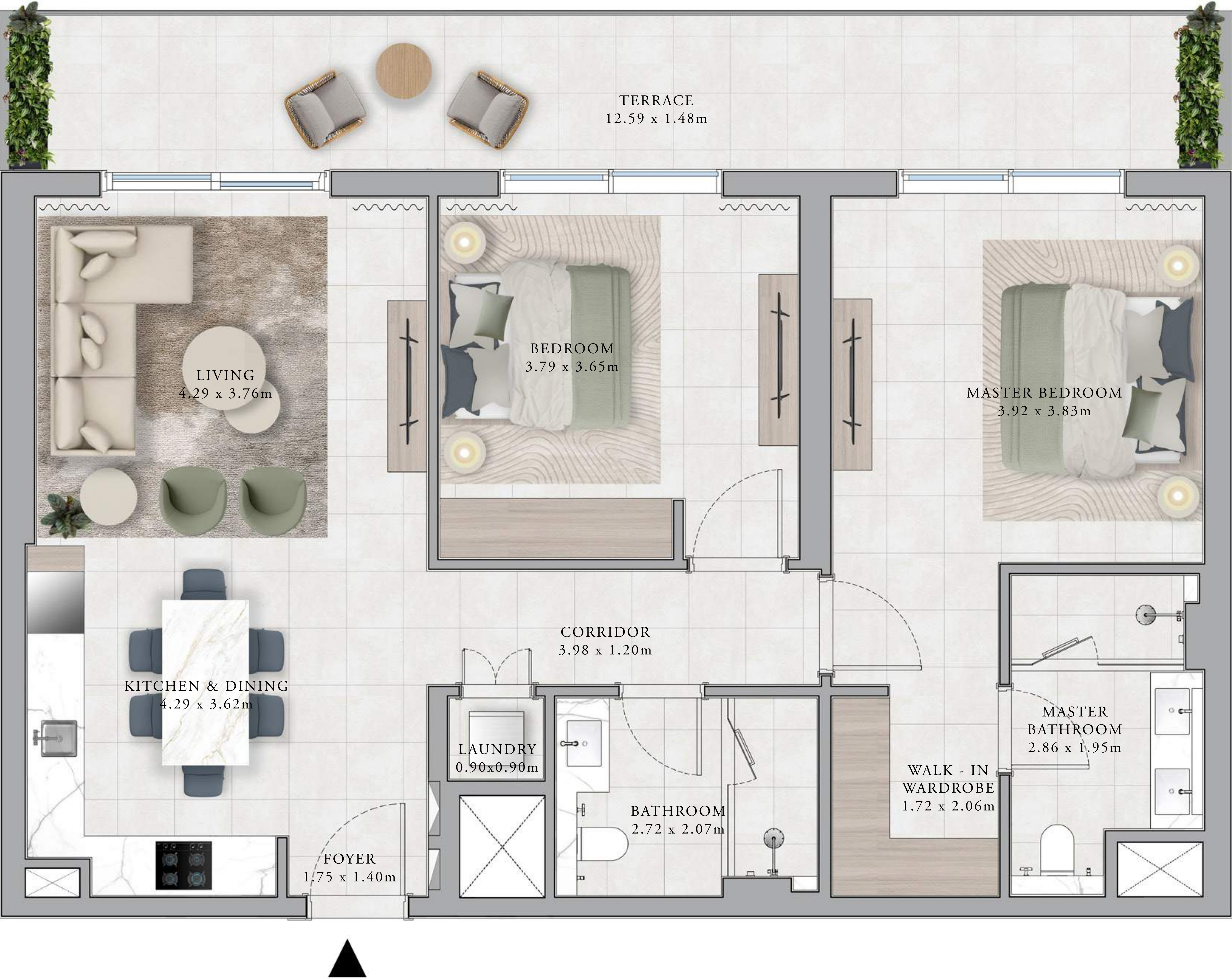
DUBAI HILLS ESTATE

BUILDING C 2 BEDROOM TYPE 6C

UNITS		
CG 02		
SUITE AREA	1008.15 SQ.FT.	93.66 SQ.M.
BALCONY AREA	272.87 SQ.FT.	25.35 SQ.M.
TOTAL AREA	1281.01 SQ.FT.	119.01 SQ.M.
CG 04		
SUITE AREA	1011.38 SQ.FT.	93.96 SQ.M.
BALCONY AREA	271.68 SQ.FT.	25.24 SQ.M.
TOTAL AREA	1283.06 SQ.FT.	119.20 SQ.M.

KEY SECTION

KEY PLANS



FLOOR PLAN 1. All dimensions are in imperial and metric, and measured from finish to finish excluding construction tolerances. 2. All materials, dimensions, and drawings are approximate only. 3. Information is subject to change without notice, at developer's absolute discretion. 4. Actual area may vary from the stated area. 5. Drawings not to scale. 6. All images used are for illustrative purposes only and do not represent the actual size, features, specifications, fittings, and furnishings. 7. The developer reserves the right to make revisions / alterations, at it's absolute discretion, without any liability whatsoever.

club place


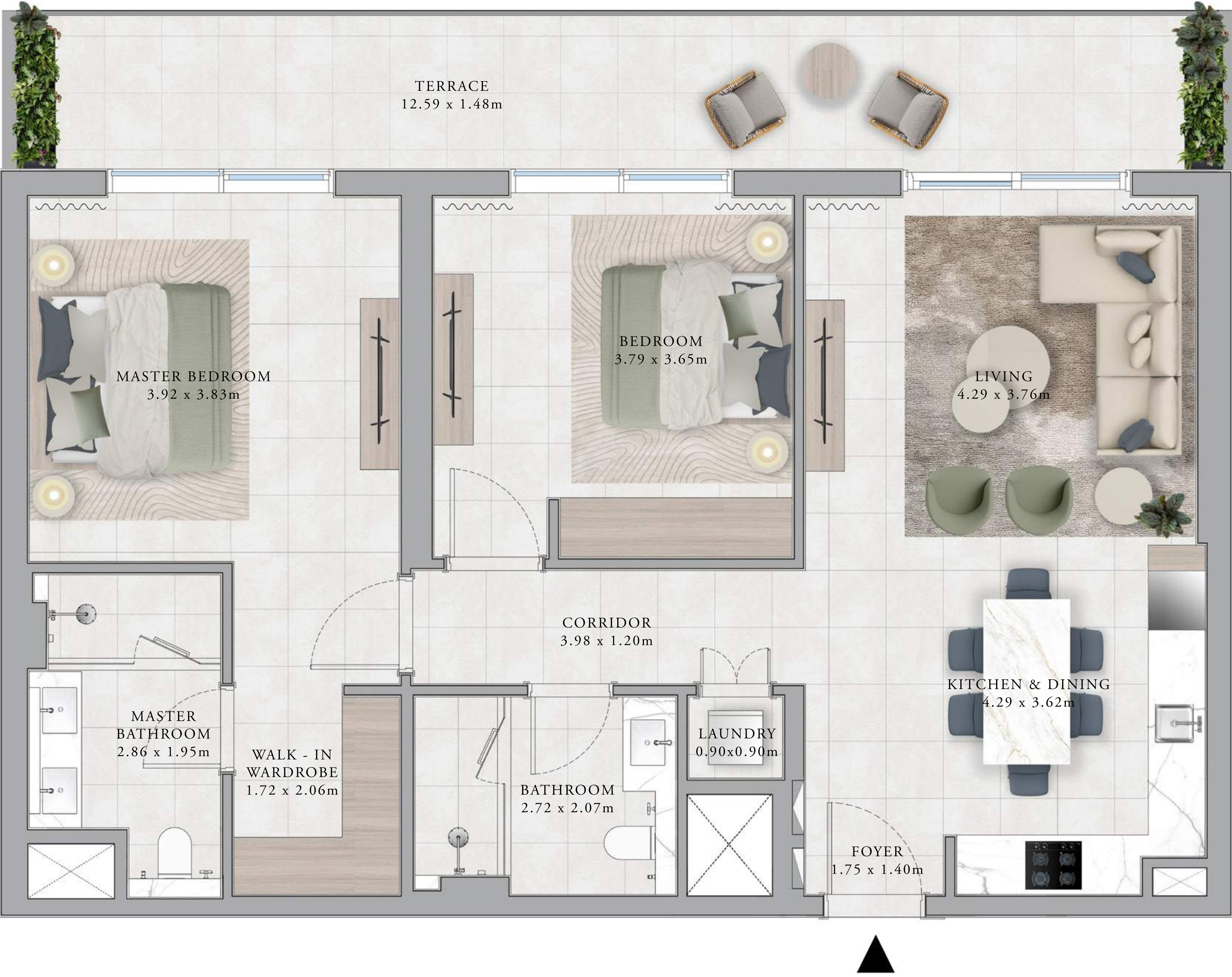
DUBAI HILLS ESTATE

BUILDING C 2 BEDROOM TYPE 6F

UNITS		
CG 01		
SUITE AREA	1008.15 SQ.FT.	93.66 SQ.M.
BALCONY AREA	272.97 SQ.FT.	25.36 SQ.M.
TOTAL AREA	1281.12 SQ.FT.	119.02 SQ.M.
CG 03		
SUITE AREA	1008.26 SQ.FT.	93.67 SQ.M.
BALCONY AREA	272.78 SQ.FT.	25.34 SQ.M.
TOTAL AREA	1281.01 SQ.FT.	119.01 SQ.M.

KEY SECTION

KEY PLANS



FLOOR PLAN 1. All dimensions are in imperial and metric, and measured from finish to finish excluding construction tolerances. 2. All materials, dimensions, and drawings are approximate only. 3. Information is subject to change without notice, at developer's absolute discretion. 4. Actual area may vary from the stated area. 5. Drawings not to scale. 6. All images used are for illustrative purposes only and do not represent the actual size, features, specifications, fittings, and furnishings. 7. The developer reserves the right to make revisions / alterations, at it's absolute discretion, without any liability whatsoever.