

A woman's silhouette is shown in profile, looking upwards. The background is a large, bright sun with a wavy, distorted effect, creating a sense of movement and depth. The colors transition from a deep blue on the left to a warm orange on the right.

ôrise

FLOOR PLANS - TOWER 2

BEYOND

ōrise

1 Bedroom

TYPE A1

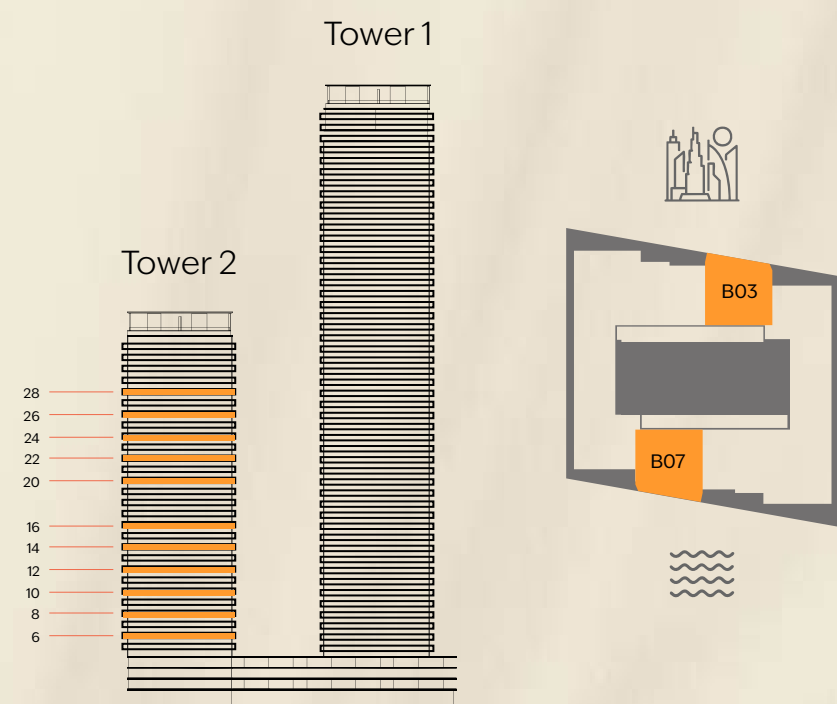
TOWER 2

Level 6, 8, 10, 12, 14, 16, 20, 22, 24, 26, 28

Unit: B03, B07

Internal Area	607 SQ FT
External Area	111 SQ FT
Total Area	718 SQ FT

KEY SECTION



BEYOND

The renderings and visualisations in this brochure are for illustrative and marketing purposes only. While the information provided is accurate and reliable at the time of publication, it is important to note that only the information included in the final Sales and Purchase Agreement will carry legal significance.



ōrise

1 Bedroom

TYPE A1

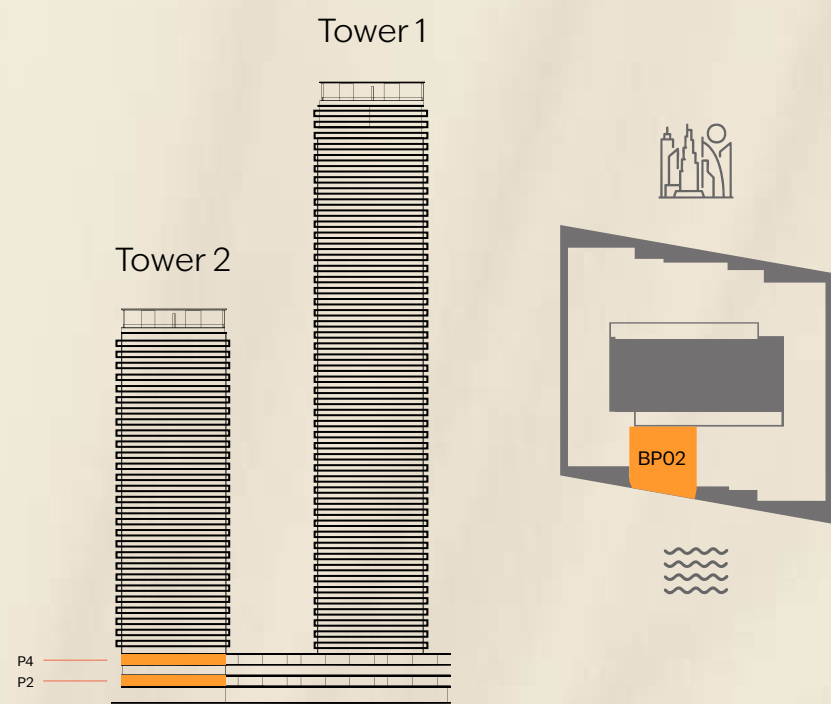
TOWER 2

Level P2, P4

Unit: BP02

Internal Area	607 SQ FT
External Area	111 SQ FT
Total Area	718 SQ FT

KEY SECTION



BEYOND

The renderings and visualisations in this brochure are for illustrative and marketing purposes only. While the information provided is accurate and reliable at the time of publication, it is important to note that only the information included in the final Sales and Purchase Agreement will carry legal significance.



ōrise

1 Bedroom

TYPE A2

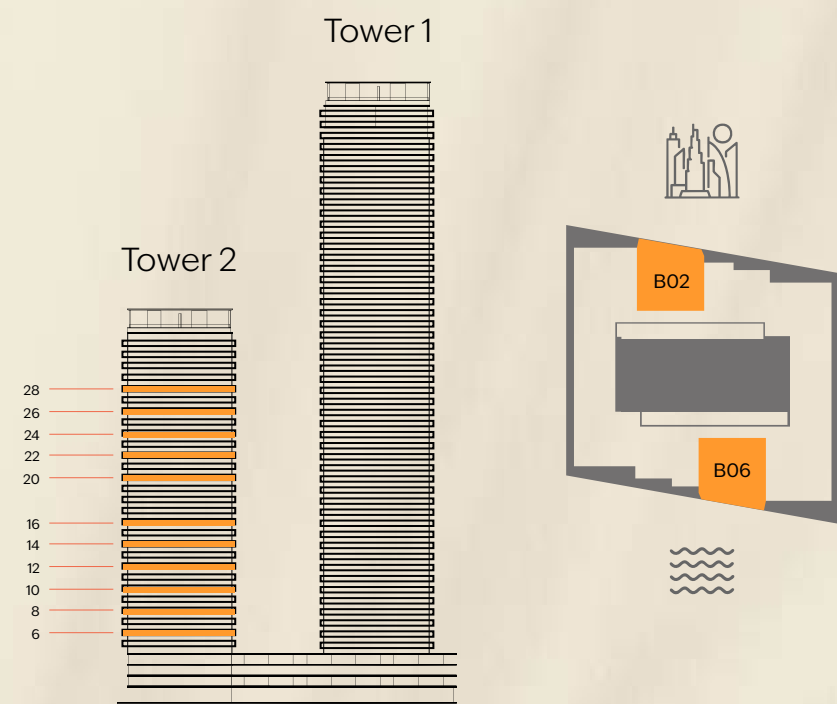
TOWER 2

Level 6, 8, 10, 12, 14, 16, 20, 22, 24, 26, 28

Unit: B02, B06

Internal Area	686 SQ FT
External Area	141 SQ FT
Total Area	827 SQ FT

KEY SECTION



BEYOND

The renderings and visualisations in this brochure are for illustrative and marketing purposes only. While the information provided is accurate and reliable at the time of publication, it is important to note that only the information included in the final Sales and Purchase Agreement will carry legal significance.



ôrise

1 Bedroom

TYPE A2

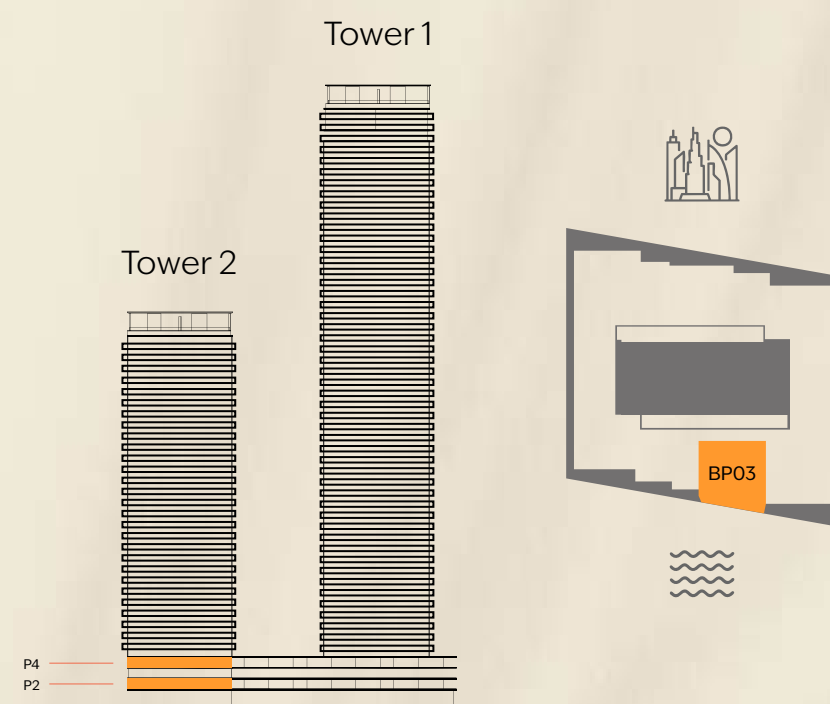
TOWER 2

Level P2, P4

Unit: BP03

Internal Area	686 SQ FT
External Area	141 SQ FT
Total Area	827 SQ FT

KEY SECTION



BEYOND

The renderings and visualisations in this brochure are for illustrative and marketing purposes only. While the information provided is accurate and reliable at the time of publication, it is important to note that only the information included in the final Sales and Purchase Agreement will carry legal significance.



Ôrise

1 Bedroom

TYPE A5

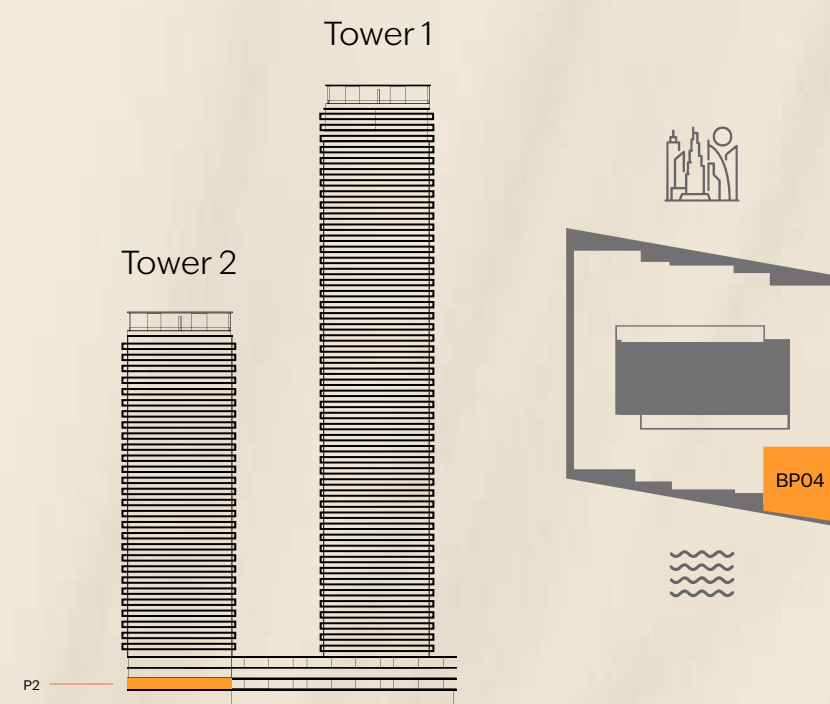
TOWER 2

Level P2

Unit: BP04

Internal Area	821 SQ FT
External Area	224 SQ FT
Total Area	1,045 SQ FT

KEY SECTION



BEYOND

The renderings and visualisations in this brochure are for illustrative and marketing purposes only. While the information provided is accurate and reliable at the time of publication, it is important to note that only the information included in the final Sales and Purchase Agreement will carry legal significance.



ōrise

1 Bedroom

TYPE B

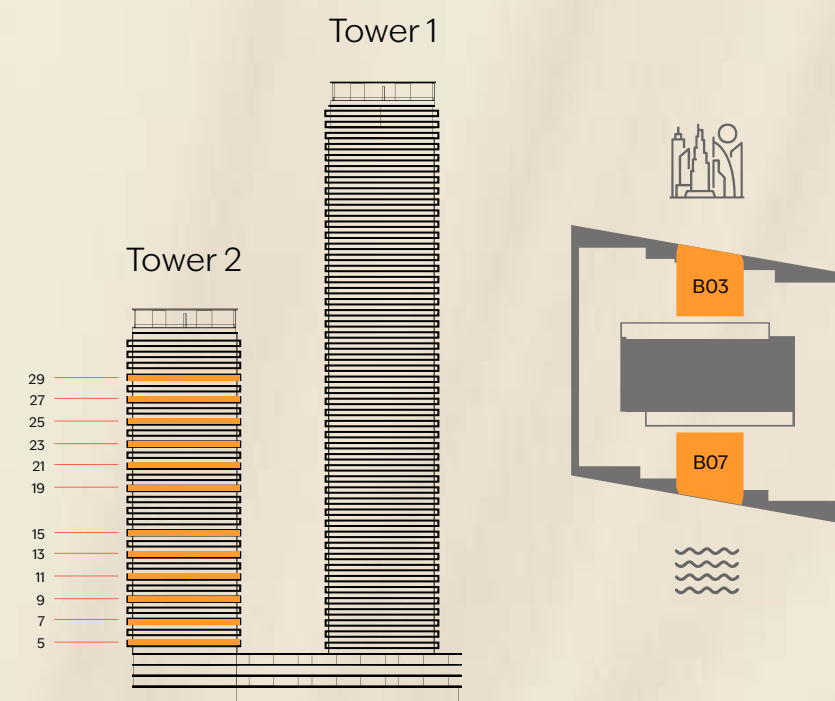
TOWER 2

Level 5, 7, 9, 11, 13, 15, 19, 21, 23, 25, 27, 29

Unit: B03, B07

Internal Area	635 SQ FT
External Area	131 SQ FT
Total Area	766 SQ FT

KEY SECTION



BEYOND

The renderings and visualisations in this brochure are for illustrative and marketing purposes only. While the information provided is accurate and reliable at the time of publication, it is important to note that only the information included in the final Sales and Purchase Agreement will carry legal significance.



ōrise

1 Bedroom

TYPE B

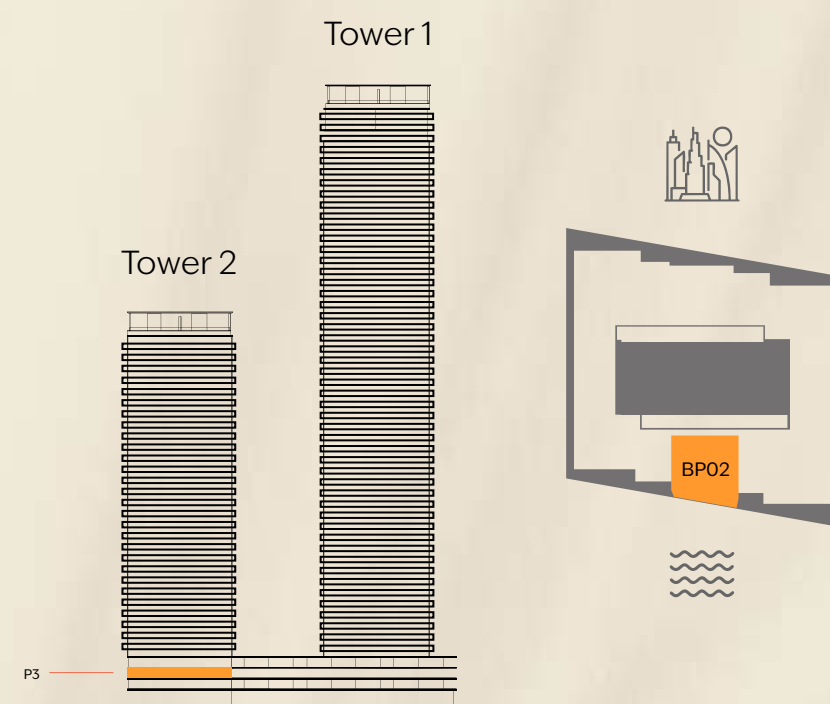
TOWER 2

Level P3

Unit: BP02

Internal Area	635 SQ FT
External Area	131 SQ FT
Total Area	766 SQ FT

KEY SECTION



BEYOND

The renderings and visualisations in this brochure are for illustrative and marketing purposes only. While the information provided is accurate and reliable at the time of publication, it is important to note that only the information included in the final Sales and Purchase Agreement will carry legal significance.



ôrise

1 Bedroom

TYPE C

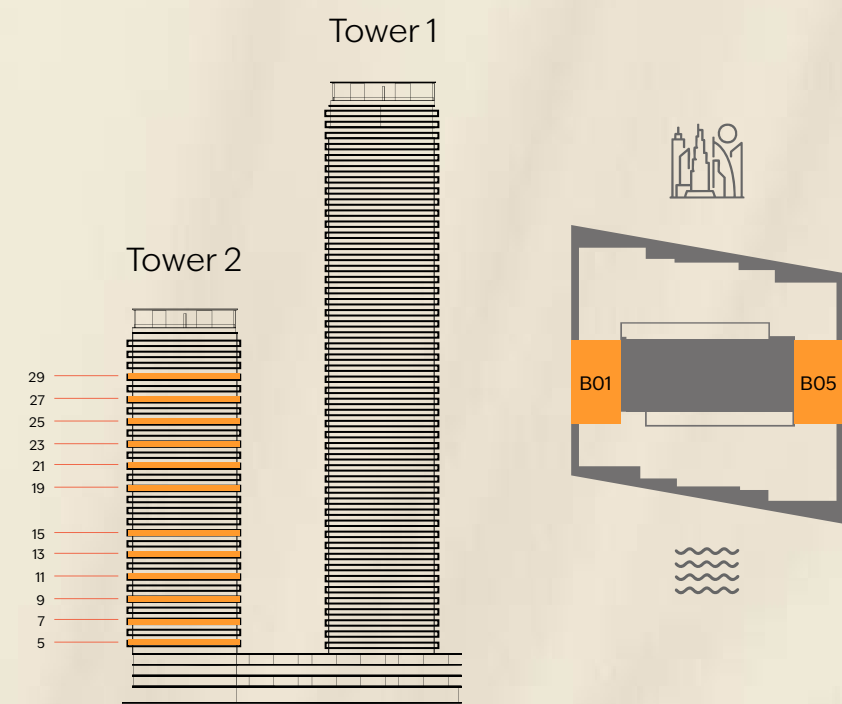
TOWER 2

Level 5, 7, 9, 11, 13, 15, 19, 21, 23, 25, 27, 29

Unit: B01, B05

Internal Area	648 SQ FT
External Area	42 SQ FT
Total Area	690 SQ FT

KEY SECTION



BEYOND

The renderings and visualisations in this brochure are for illustrative and marketing purposes only. While the information provided is accurate and reliable at the time of publication, it is important to note that only the information included in the final Sales and Purchase Agreement will carry legal significance.



ōrise

2 Bedroom

TYPE A

TOWER 2

Level 5, 7, 9, 11, 13, 15, 19, 21, 23, 25, 27, 29

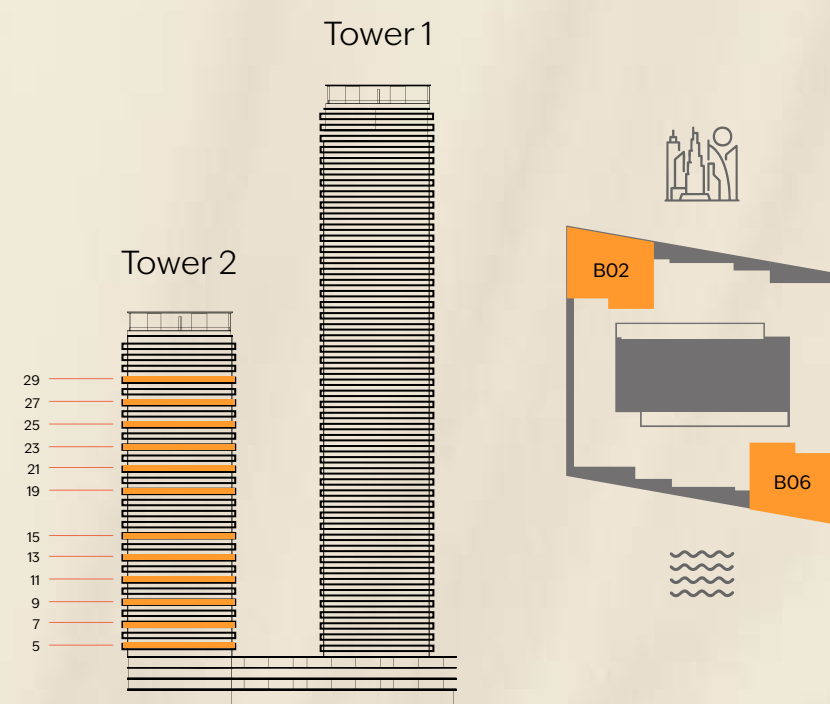
Unit: B02, B06

Internal Area 1,086 SQ FT

External Area 264 SQ FT

Total Area 1,350 SQ FT

KEY SECTION



BEYOND

The renderings and visualisations in this brochure are for illustrative and marketing purposes only. While the information provided is accurate and reliable at the time of publication, it is important to note that only the information included in the final Sales and Purchase Agreement will carry legal significance.



ōrise

2 Bedroom TYPE B

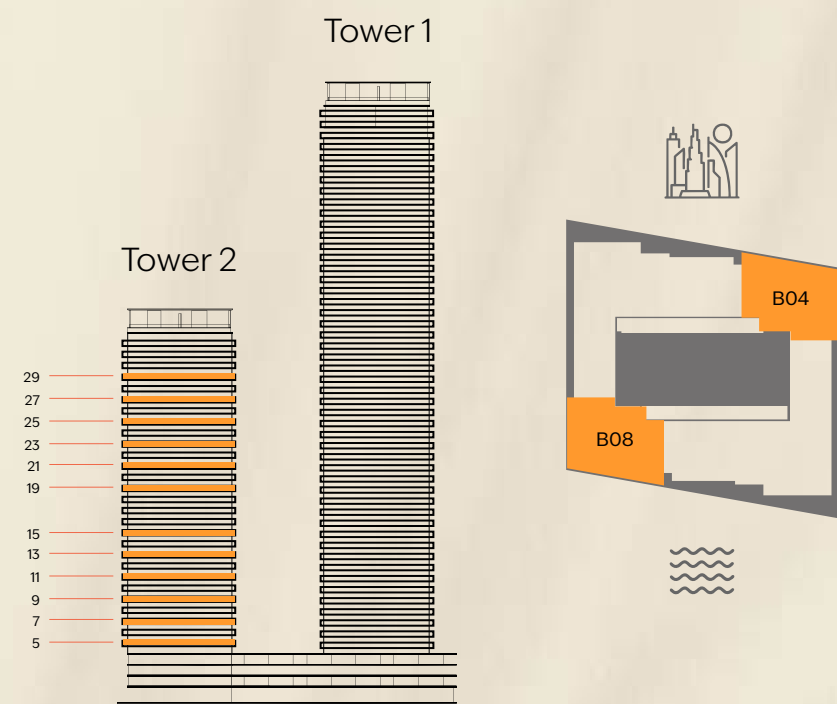
TOWER 2

Level 5, 7, 9, 11, 13, 15, 19, 21, 23, 25, 27, 29

Unit: B04, B08

Internal Area	1,010 SQ FT
External Area	247 SQ FT
Total Area	1,257 SQ FT

KEY SECTION



BEYOND

The renderings and visualisations in this brochure are for illustrative and marketing purposes only. While the information provided is accurate and reliable at the time of publication, it is important to note that only the information included in the final Sales and Purchase Agreement will carry legal significance.





ōrise

2 Bedroom

TYPE B

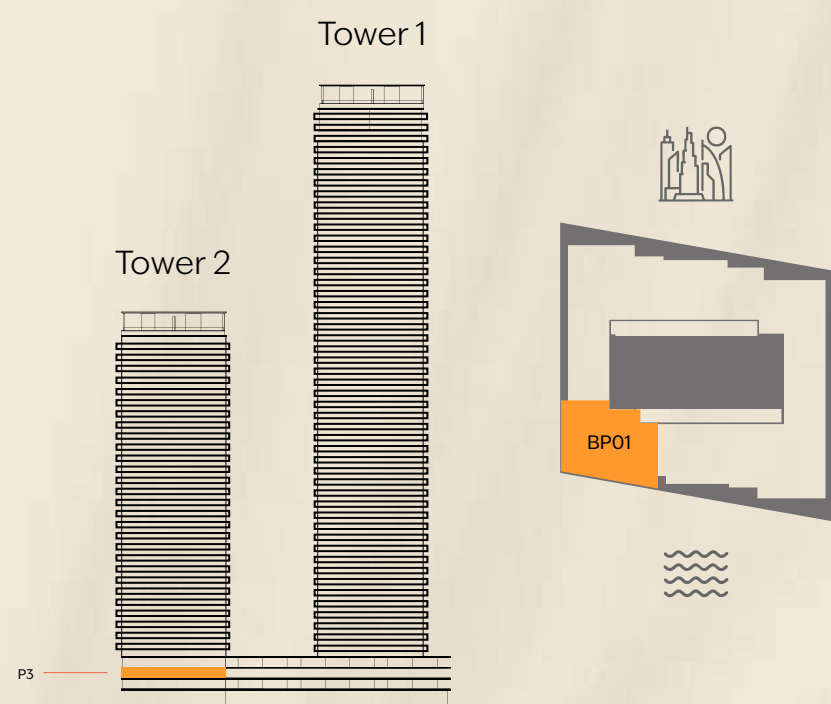
TOWER 2

Level P3

Unit: BP01

Internal Area	1,010 SQ FT
External Area	247 SQ FT
Total Area	1,257 SQ FT

KEY SECTION



BEYOND

The renderings and visualisations in this brochure are for illustrative and marketing purposes only. While the information provided is accurate and reliable at the time of publication, it is important to note that only the information included in the final Sales and Purchase Agreement will carry legal significance.



ōrise

2 Bedroom TYPE C

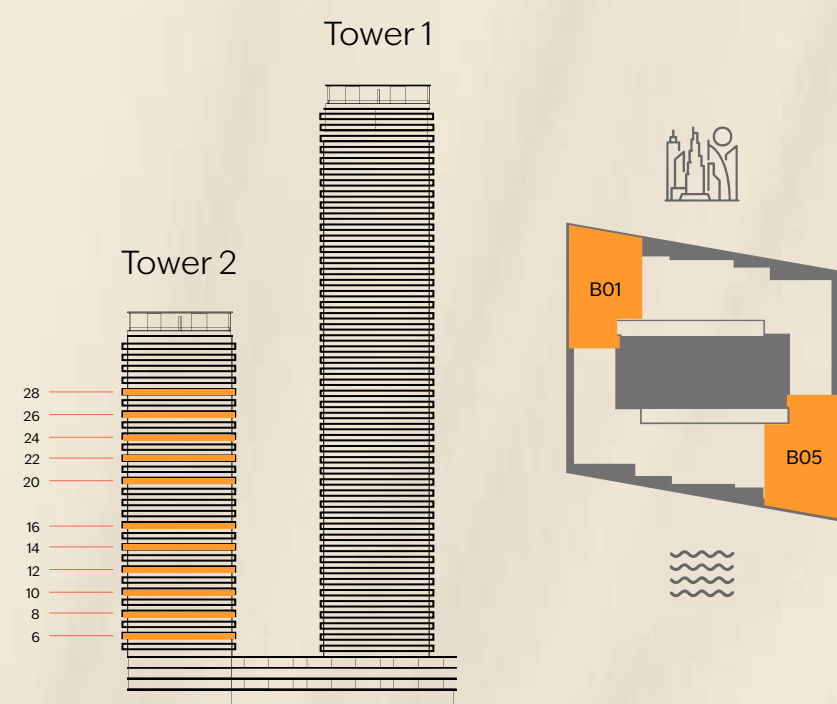
TOWER 2

Level 6, 8, 10, 12, 14, 16, 20, 22, 24, 26, 28

Unit: B01, B05

Internal Area	1,033 SQ FT
External Area	221 SQ FT
Total Area	1,254 SQ FT

KEY SECTION



BEYOND

The renderings and visualisations in this brochure are for illustrative and marketing purposes only. While the information provided is accurate and reliable at the time of publication, it is important to note that only the information included in the final Sales and Purchase Agreement will carry legal significance.





ôrise

2 Bedroom

TYPE D

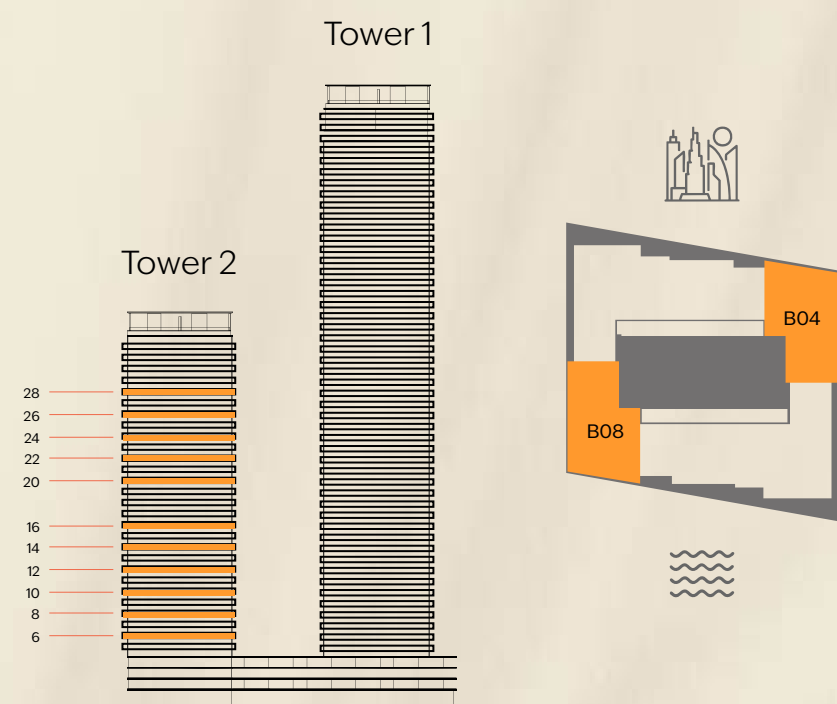
TOWER 2

Level 6, 8, 10, 12, 14, 16, 20, 22, 24, 26, 28

Unit: B04, B08

Internal Area	1,018 SQ FT
External Area	261 SQ FT
Total Area	1,279 SQ FT

KEY SECTION



BEYOND

The renderings and visualisations in this brochure are for illustrative and marketing purposes only. While the information provided is accurate and reliable at the time of publication, it is important to note that only the information included in the final Sales and Purchase Agreement will carry legal significance.



ōrise

2 Bedroom

TYPE D

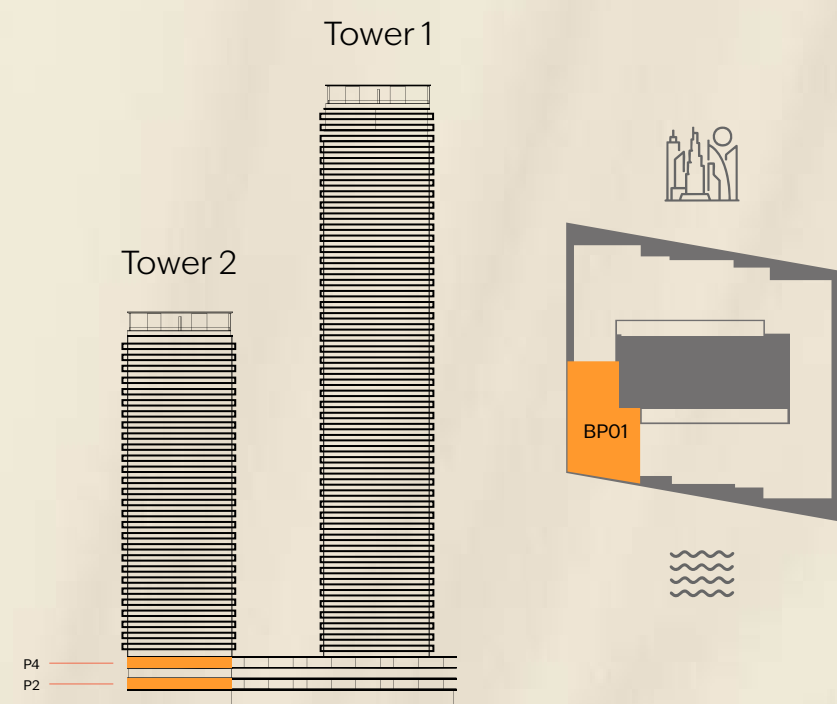
TOWER 2

Level P2, P4

Unit: BP01

Internal Area	1,018 SQ FT
External Area	261 SQ FT
Total Area	1,279 SQ FT

KEY SECTION



BEYOND

The renderings and visualisations in this brochure are for illustrative and marketing purposes only. While the information provided is accurate and reliable at the time of publication, it is important to note that only the information included in the final Sales and Purchase Agreement will carry legal significance.



ōrise

2 Bedroom

TYPE E

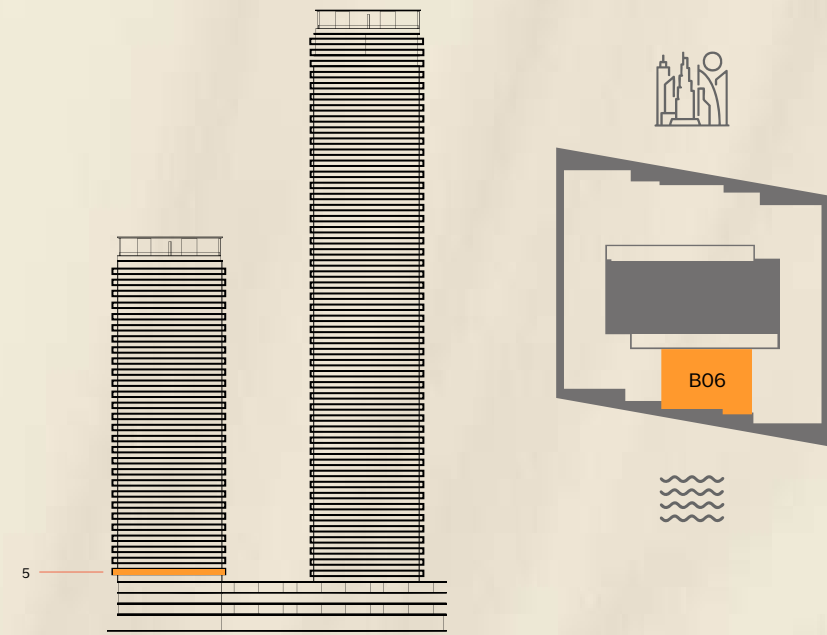
TOWER 2

Level 5

Unit: B06

Internal Area	1,009 SQ FT
External Area	202 SQ FT
Total Area	1,211 SQ FT

KEY SECTION



BEYOND

The renderings and visualisations in this brochure are for illustrative and marketing purposes only. While the information provided is accurate and reliable at the time of publication, it is important to note that only the information included in the final Sales and Purchase Agreement will carry legal significance.



Ôrise

2 Bedroom TYPE F

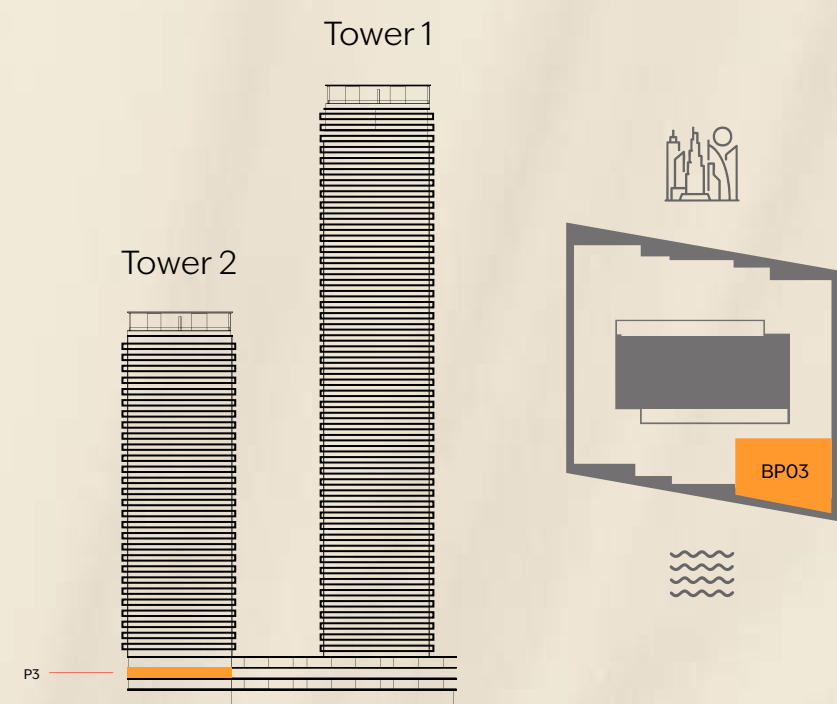
TOWER 2

Level P3

Unit: BP03

Internal Area	1,118 SQ FT
External Area	265 SQ FT
Total Area	1,453 SQ FT

KEY SECTION



BEYOND

The renderings and visualisations in this brochure are for illustrative and marketing purposes only. While the information provided is accurate and reliable at the time of publication, it is important to note that only the information included in the final Sales and Purchase Agreement will carry legal significance.



A woman's silhouette is shown in profile, looking upwards. Her face is obscured by a large, bright sun, and the image has a wavy, distorted effect. The background is a gradient of blue and orange.

ôrise

BEYOND