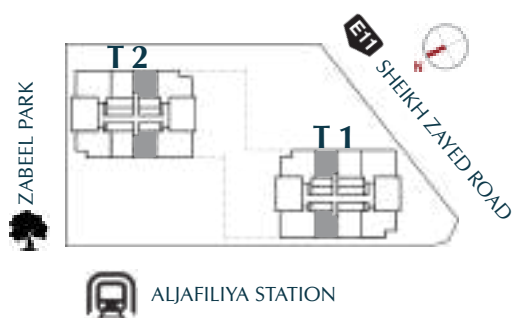


# 1 RESIDENCES - 1BR A-1



<b>1BR A-1</b>	
SUITE AREA	816 ft <sup>2</sup> = 75.9 m <sup>2</sup>
BALCONY/TERRACE AREA	72 ft <sup>2</sup> = 6.7 m <sup>2</sup>
<b>TOTAL AREA</b>	<b>888 ft<sup>2</sup> = 85.5 m<sup>2</sup></b>

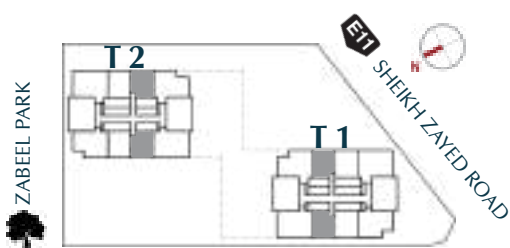


# 1 RESIDENCES - 1BR A-2



## 1BR A-2

SUITE AREA	816 ft <sup>2</sup> = 75.9 m <sup>2</sup>
BALCONY/TERRACE AREA	82 ft <sup>2</sup> = 7.6 m <sup>2</sup>
<b>TOTAL AREA</b>	<b>898 ft<sup>2</sup> = 83.4 m<sup>2</sup></b>

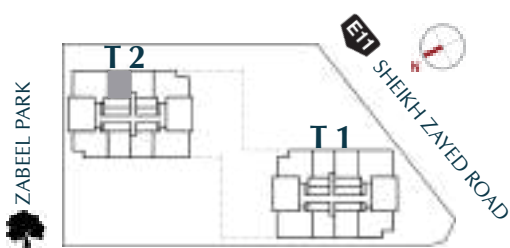


# 1 RESIDENCES - 1BR A-3



## 1BR A-3

SUITE AREA	816 ft <sup>2</sup> = 75.9 m <sup>2</sup>
BALCONY/TERRACE AREA	278 ft <sup>2</sup> = 25.8 m <sup>2</sup>
<b>TOTAL AREA</b>	<b>1094 ft<sup>2</sup> = 101.7 m<sup>2</sup></b>

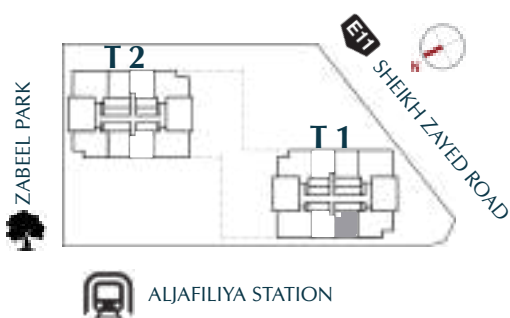


# 1 RESIDENCES - 1BR A-4



## 1BR A-4

SUITE AREA	816 ft <sup>2</sup> = 75.9 m <sup>2</sup>
BALCONY/TERRACE AREA	227 ft <sup>2</sup> = 21.1 m <sup>2</sup>
<b>TOTAL AREA</b>	<b>1043 ft<sup>2</sup> = 97.0 m<sup>2</sup></b>

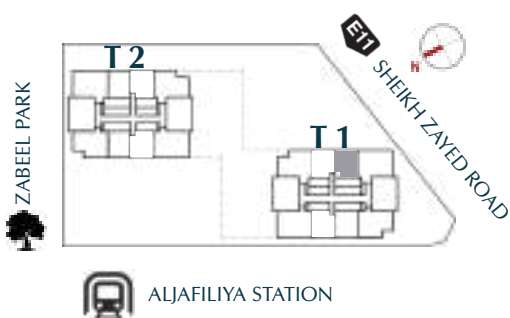


# 1 RESIDENCES - 1BR A-5



## 1BR A-5

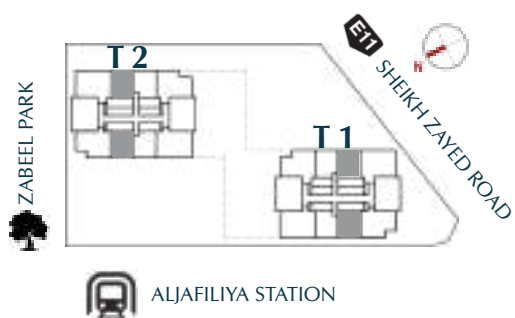
SUITE AREA	816 ft <sup>2</sup> = 75.9 m <sup>2</sup>
BALCONY/TERRACE AREA	135 ft <sup>2</sup> = 12.6 m <sup>2</sup>
<b>TOTAL AREA</b>	<b>952 ft<sup>2</sup> = 88.4 m<sup>2</sup></b>



# 1 RESIDENCES - 1BR B-1



<b>1BR B-1</b>	
SUITE AREA	852 ft <sup>2</sup> = 79.2 m <sup>2</sup>
BALCONY/TERRACE AREA	72 ft <sup>2</sup> = 6.7 m <sup>2</sup>
<b>TOTAL AREA</b>	<b>924 ft<sup>2</sup> = 85.9 m<sup>2</sup></b>

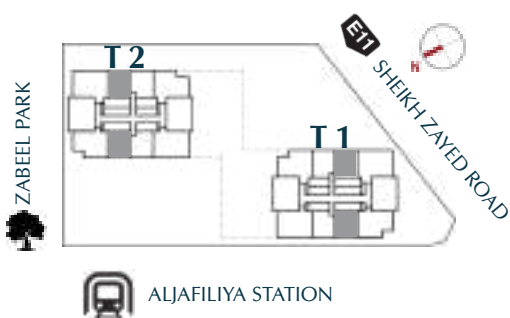


# 1 RESIDENCES - 1BR B-2



## 1BR B-2

SUITE AREA	852 ft <sup>2</sup> = 79.2 m <sup>2</sup>
BALCONY/TERRACE AREA	82 ft <sup>2</sup> = 7.6 m <sup>2</sup>
<b>TOTAL AREA</b>	<b>934 ft<sup>2</sup> = 86.8 m<sup>2</sup></b>

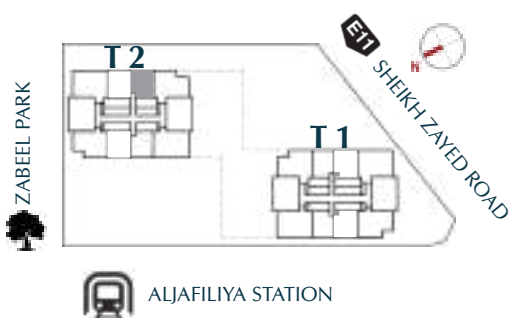


# 1 RESIDENCES - 1BR B-3



## 1BR B-3

SUITE AREA	852 ft <sup>2</sup> = 79.2 m <sup>2</sup>
BALCONY/TERRACE AREA	278 ft <sup>2</sup> = 25.8 m <sup>2</sup>
<b>TOTAL AREA</b>	<b>1130 ft<sup>2</sup> = 105 m<sup>2</sup></b>

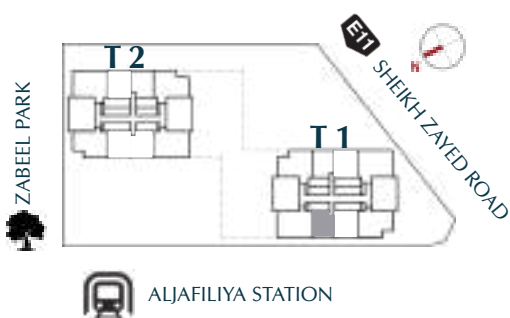


# 1 RESIDENCES - 1BR B-4



## 1BR B-4

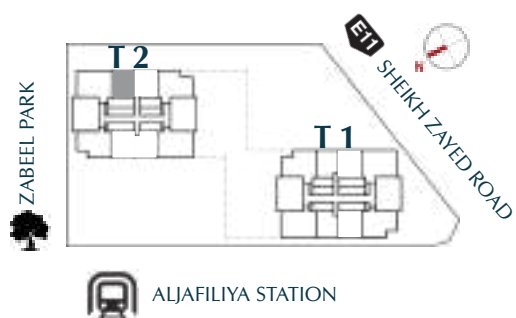
SUITE AREA	852 ft <sup>2</sup> = 79.2 m <sup>2</sup>
BALCONY/TERRACE AREA	227 ft <sup>2</sup> = 21.1 m <sup>2</sup>
<b>TOTAL AREA</b>	<b>1079 ft<sup>2</sup> = 100.3 m<sup>2</sup></b>



# 1 RESIDENCES - 1BR B-5



<b>1BR B-5</b>	
SUITE AREA	852 ft <sup>2</sup> = 79.2 m <sup>2</sup>
BALCONY/TERRACE AREA	188 ft <sup>2</sup> = 17.6 m <sup>2</sup>
<b>TOTAL AREA</b>	<b>1041 ft<sup>2</sup> = 96.8 m<sup>2</sup></b>

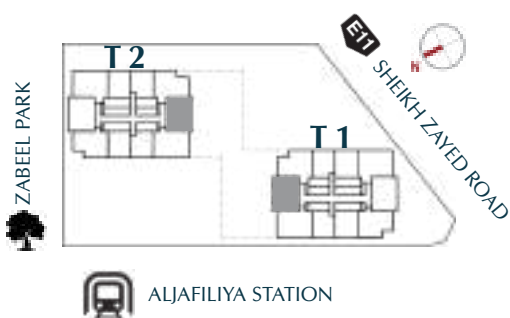


# 1 RESIDENCES - 1BR C-1



## 1BR C-1

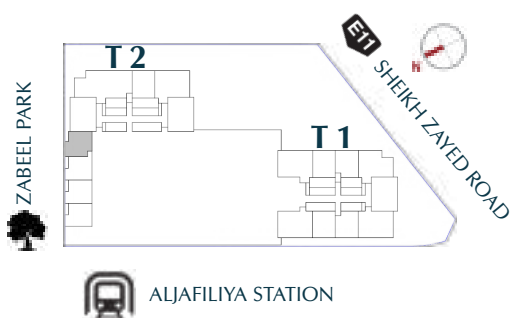
SUITE AREA	877 ft <sup>2</sup> = 81.5 m <sup>2</sup>
BALCONY/TERRACE AREA	68 ft <sup>2</sup> = 6.3 m <sup>2</sup>
<b>TOTAL AREA</b>	<b>945 ft<sup>2</sup> = 87.8 m<sup>2</sup></b>



# 1 RESIDENCES - 1BR D-1



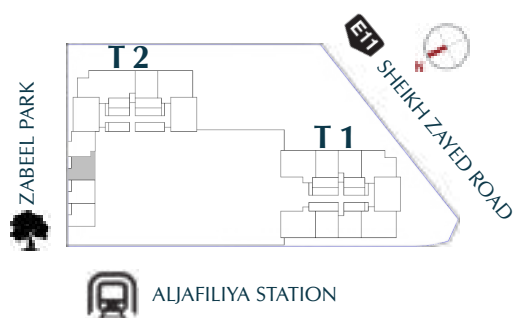
<b>1BR D-1</b>		
SUITE AREA	886 ft <sup>2</sup>	= 82.4 m <sup>2</sup>
BALCONY/TERRACE AREA	43 ft <sup>2</sup>	= 4.0 m <sup>2</sup>
<b>TOTAL AREA</b>	<b>930 ft<sup>2</sup></b>	<b>= 86.5 m<sup>2</sup></b>



# 1 RESIDENCES - 1BR E-1



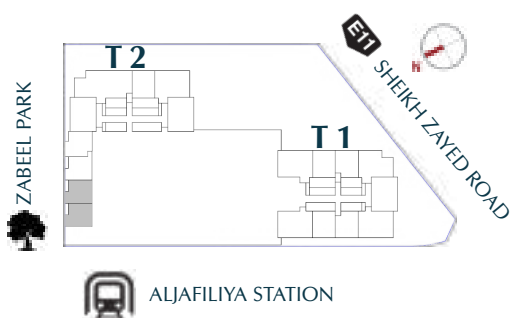
1BR E-1		
SUITE AREA	862 ft <sup>2</sup> =	80.1 m <sup>2</sup>
BALCONY/TERRACE AREA	55 ft <sup>2</sup> =	5.1 m <sup>2</sup>
<b>TOTAL AREA</b>	<b>917 ft<sup>2</sup> =</b>	<b>85.2 m<sup>2</sup></b>



# 1 RESIDENCES - 1BR F-1



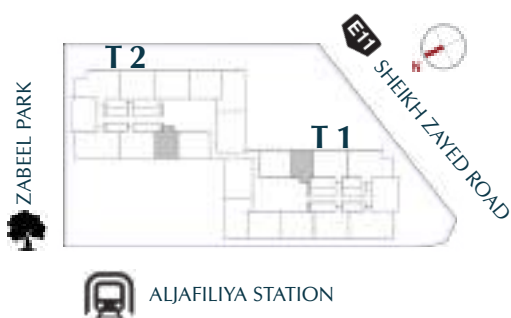
<b>1BR F-1</b>		
SUITE AREA	829 ft <sup>2</sup> =	77 m <sup>2</sup>
BALCONY/TERRACE AREA	55 ft <sup>2</sup> =	5.1 m <sup>2</sup>
<b>TOTAL AREA</b>	<b>884 ft<sup>2</sup> =</b>	<b>82.1 m<sup>2</sup></b>



# 1 RESIDENCES - 1BR G-1



1BR G-1		
SUITE AREA	826 ft <sup>2</sup> =	76.8 m <sup>2</sup>
BALCONY/TERRACE AREA	105 ft <sup>2</sup> =	9.7 m <sup>2</sup>
<b>TOTAL AREA</b>	<b>931 ft<sup>2</sup> =</b>	<b>86.5 m<sup>2</sup></b>

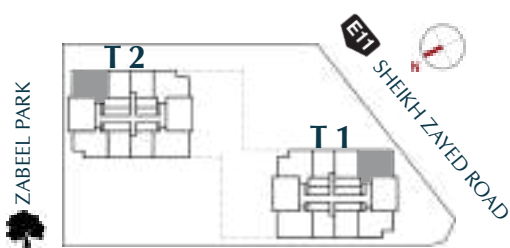


# 1 RESIDENCES - 2BR A-1



## 2BR A-1

SUITE AREA	1371 ft <sup>2</sup> =	127.4 m <sup>2</sup>
BALCONY/TERRACE AREA	174 ft <sup>2</sup> =	16.1 m <sup>2</sup>
<b>TOTAL AREA</b>	<b>1544 ft<sup>2</sup> =</b>	<b>143.5 m<sup>2</sup></b>



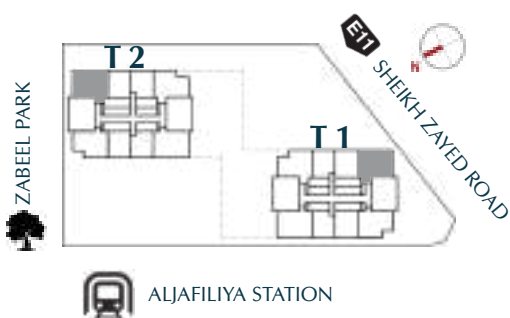
 ALJAFILIYA STATION

# 1 RESIDENCES - 2BR A-2



## 2BR A-2

SUITE AREA	1371 ft <sup>2</sup> =	127.4 m <sup>2</sup>
BALCONY/TERRACE AREA	168 ft <sup>2</sup> =	15.6 m <sup>2</sup>
<b>TOTAL AREA</b>	<b>1539 ft<sup>2</sup> =</b>	<b>144m<sup>2</sup></b>

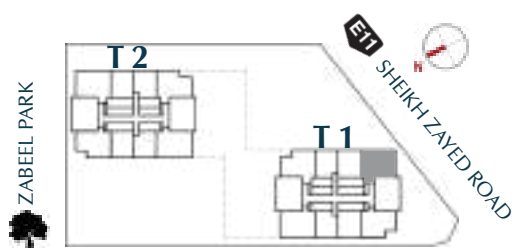


# 1 RESIDENCES - 2BR A-3



## 2BR A-3

SUITE AREA	1371 ft <sup>2</sup> =	127.4 m <sup>2</sup>
BALCONY/TERRACE AREA	623 ft <sup>2</sup> =	57.9 m <sup>2</sup>
<b>TOTAL AREA</b>	<b>1994 ft<sup>2</sup> =</b>	<b>185.3 m<sup>2</sup></b>

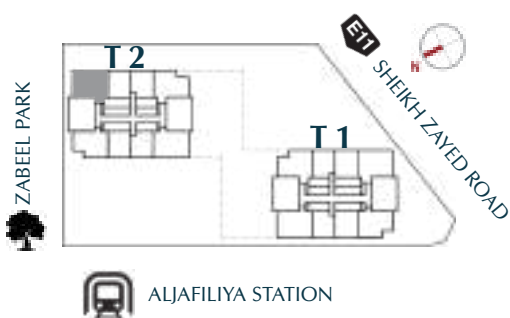


# 1 RESIDENCES - 2BR A-4



## 2BR A-4

SUITE AREA	1371 ft <sup>2</sup> =	127.4 m <sup>2</sup>
BALCONY/TERRACE AREA	249 ft <sup>2</sup> =	23.2 m <sup>2</sup>
<b>TOTAL AREA</b>	<b>1620 ft<sup>2</sup> =</b>	<b>150.6 m<sup>2</sup></b>

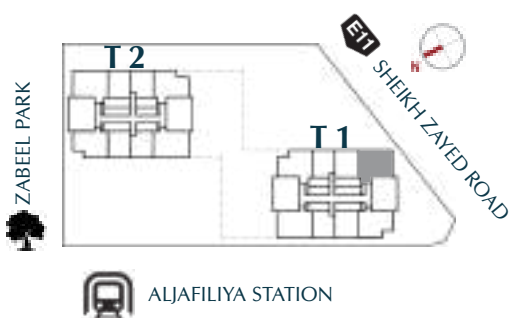


# 1 RESIDENCES - 2BR A-5



## 2BR A-5

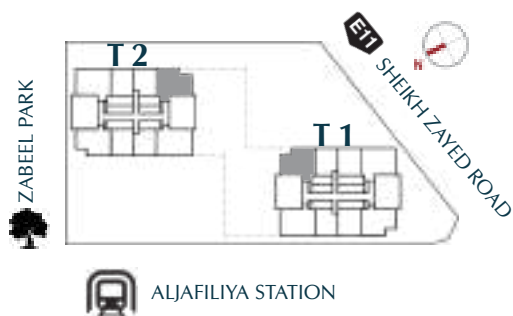
SUITE AREA	1371 ft <sup>2</sup> =	127.4 m <sup>2</sup>
BALCONY/TERRACE AREA	236 ft <sup>2</sup> =	21.9 m <sup>2</sup>
<b>TOTAL AREA</b>	<b>1607 ft<sup>2</sup> =</b>	<b>149.3 m<sup>2</sup></b>



# 1 RESIDENCES - 2BR B-1



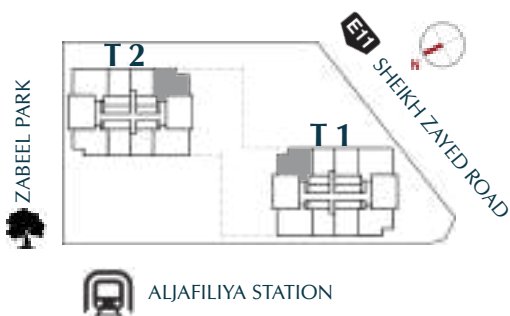
2BR B-1		
SUITE AREA	1255 ft <sup>2</sup>	= 116.7 m <sup>2</sup>
BALCONY/TERRACE AREA	124 ft <sup>2</sup>	= 11.5 m <sup>2</sup>
<b>TOTAL AREA</b>	<b>1379 ft<sup>2</sup></b>	<b>= 128.2 m<sup>2</sup></b>



# 1 RESIDENCES - 2BR B-2



<b>2BR B-2</b>		
SUITE AREA	1255 ft <sup>2</sup> =	116.7 m <sup>2</sup>
BALCONY/TERRACE AREA	197 ft <sup>2</sup> =	18.3 m <sup>2</sup>
<b>TOTAL AREA</b>	<b>1453 ft<sup>2</sup> =</b>	<b>135 m<sup>2</sup></b>

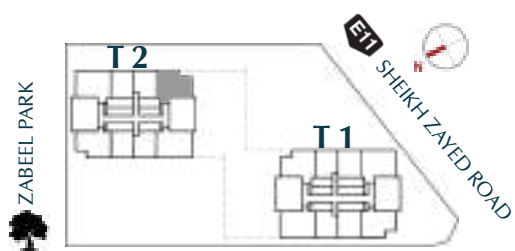


# 1 RESIDENCES - 2BR B-3



## 2BR B-3

SUITE AREA	1258 ft <sup>2</sup> =	116.9 m <sup>2</sup>
BALCONY/TERRACE AREA	1008 ft <sup>2</sup> =	93.7 m <sup>2</sup>
<b>TOTAL AREA</b>	<b>2267 ft<sup>2</sup> =</b>	<b>210.4 m<sup>2</sup></b>

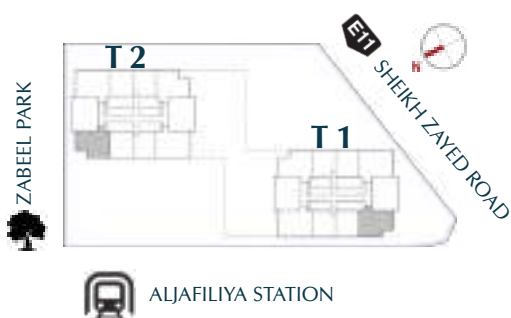


# 1 RESIDENCES - 2BR C-1



## 2BR C-1

SUITE AREA	1333 ft <sup>2</sup> =	123.9 m <sup>2</sup>
BALCONY/TERRACE AREA	174 ft <sup>2</sup> =	16.1 m <sup>2</sup>
<b>TOTAL AREA</b>	<b>1507 ft<sup>2</sup> =</b>	<b>140 m<sup>2</sup></b>

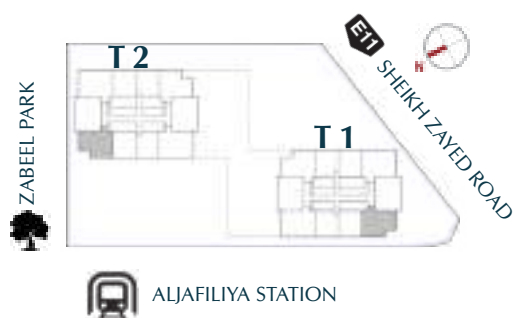


# 1 RESIDENCES - 2BR C-2



## 2BR C-2

SUITE AREA	1333 ft <sup>2</sup> =	123.9 m <sup>2</sup>
BALCONY/TERRACE AREA	168 ft <sup>2</sup> =	15.6 m <sup>2</sup>
<b>TOTAL AREA</b>	<b>1502 ft<sup>2</sup> =</b>	<b>139.5 m<sup>2</sup></b>

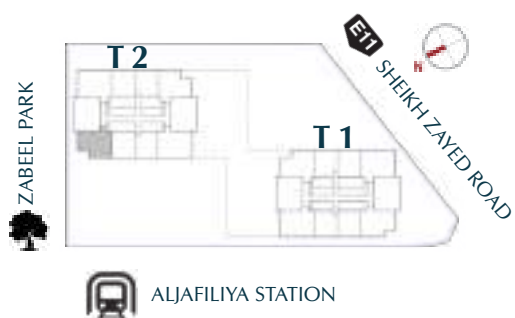


# 1 RESIDENCES - 2BR C-3



## 2BR C-3

SUITE AREA	1333 ft <sup>2</sup> =	123.9 m <sup>2</sup>
BALCONY/TERRACE AREA	654 ft <sup>2</sup> =	60.8 m <sup>2</sup>
<b>TOTAL AREA</b>	<b>1987 ft<sup>2</sup> =</b>	<b>184.7 m<sup>2</sup></b>

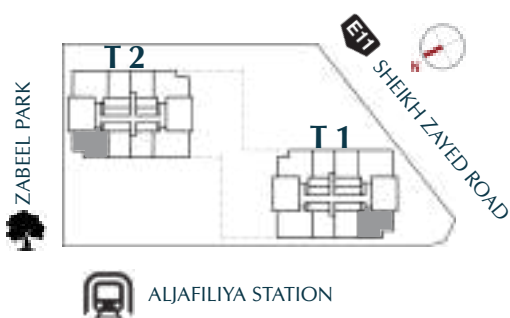


# 1 RESIDENCES - 2BR D-1



## 2BR D-1

SUITE AREA	1218 ft <sup>2</sup> =	113.2 m <sup>2</sup>
BALCONY/TERRACE AREA	124 ft <sup>2</sup> =	11.5 m <sup>2</sup>
<b>TOTAL AREA</b>	<b>1341 ft<sup>2</sup> =</b>	<b>124.7 m<sup>2</sup></b>

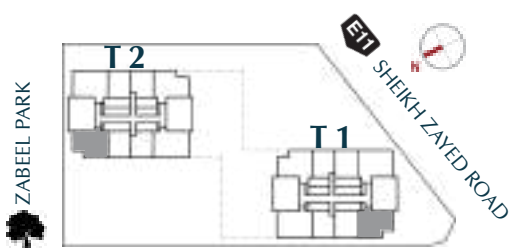


# 1 RESIDENCES - 2BR D-2



## 2BR D-2

SUITE AREA	1218 ft <sup>2</sup> =	113.2 m <sup>2</sup>
BALCONY/TERRACE AREA	197 ft <sup>2</sup> =	18.3 m <sup>2</sup>
<b>TOTAL AREA</b>	<b>1415 ft<sup>2</sup> =</b>	<b>131.5 m<sup>2</sup></b>

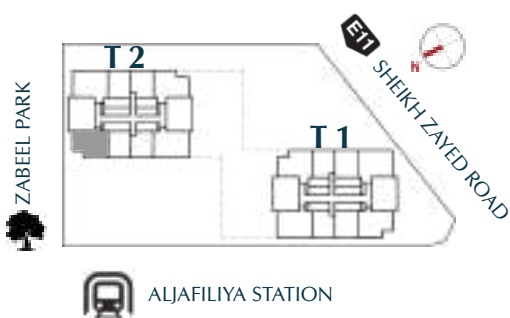


# 1 RESIDENCES - 2BR D-3



## 2BR D-3

SUITE AREA	1218 ft <sup>2</sup> =	113.2 m <sup>2</sup>
BALCONY/TERRACE AREA	531 ft <sup>2</sup> =	77.2 m <sup>2</sup>
<b>TOTAL AREA</b>	<b>2049 ft<sup>2</sup> =</b>	<b>190.4 m<sup>2</sup></b>

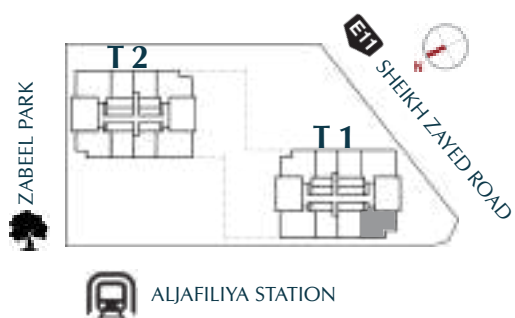


# 1 RESIDENCES - 2BR D-4



## 2BR D-4

SUITE AREA	1218 ft <sup>2</sup> =	113.2 m <sup>2</sup>
BALCONY/TERRACE AREA	455 ft <sup>2</sup> =	42.3 m <sup>2</sup>
<b>TOTAL AREA</b>	<b>1673 ft<sup>2</sup> =</b>	<b>155.5 m<sup>2</sup></b>

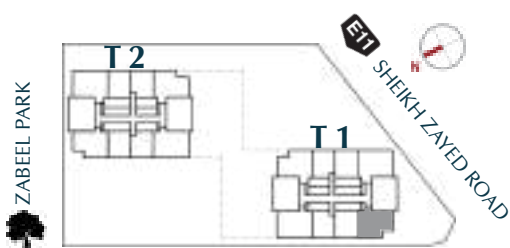


# 1 RESIDENCES - 2BR D-5



## 2BR D-5

SUITE AREA	1218 ft <sup>2</sup> =	113.2 m <sup>2</sup>
BALCONY/TERRACE AREA	651 ft <sup>2</sup> =	60.5 m <sup>2</sup>
<b>TOTAL AREA</b>	<b>1869 ft<sup>2</sup> =</b>	<b>173.7 m<sup>2</sup></b>

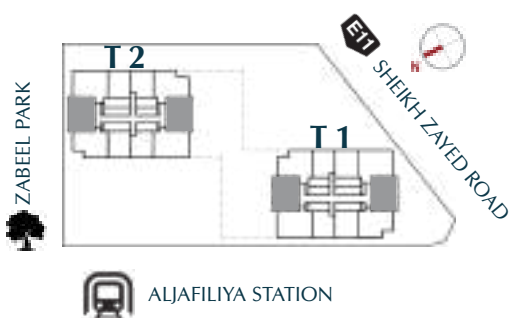


 ALJAFILIYA STATION

# 1 RESIDENCES - 2BR E-1



2BR E-1		
SUITE AREA	1207 ft <sup>2</sup> =	112.1 m <sup>2</sup>
BALCONY/TERRACE AREA	68 ft <sup>2</sup> =	6.3 m <sup>2</sup>
<b>TOTAL AREA</b>	<b>1275 ft<sup>2</sup> =</b>	<b>118.4 m<sup>2</sup></b>

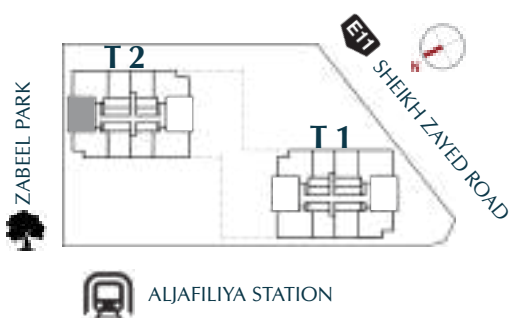


# 1 RESIDENCES - 2BR E-2



## 2BR E-2

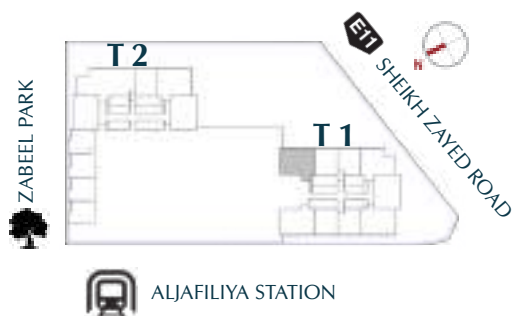
SUITE AREA	1207 ft <sup>2</sup> =	112.1 m <sup>2</sup>
BALCONY/TERRACE AREA	248 ft <sup>2</sup> =	23.1 m <sup>2</sup>
<b>TOTAL AREA</b>	<b>1455 ft<sup>2</sup> =</b>	<b>135.2 m<sup>2</sup></b>



# 1 RESIDENCES - 2BR F-1



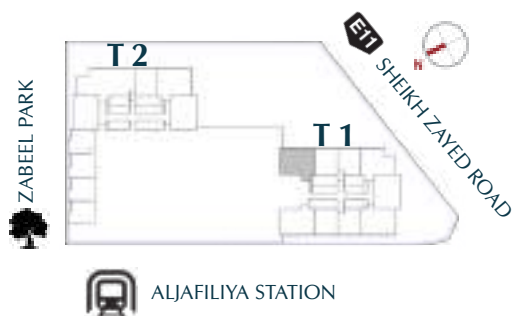
2BR F-1		
SUITE AREA	1353 ft <sup>2</sup>	= 125.8 m <sup>2</sup>
BALCONY/TERRACE AREA	47 ft <sup>2</sup>	= 4.4 m <sup>2</sup>
<b>TOTAL AREA</b>	<b>1401 ft<sup>2</sup></b>	<b>= 130.2 m<sup>2</sup></b>



# 1 RESIDENCES - 2BR F-2



<b>2BR F-2</b>		
SUITE AREA	1353 ft <sup>2</sup> =	125.8 m <sup>2</sup>
BALCONY/TERRACE AREA	124 ft <sup>2</sup> =	11.5 m <sup>2</sup>
<b>TOTAL AREA</b>	<b>1477 ft<sup>2</sup> =</b>	<b>137.3 m<sup>2</sup></b>

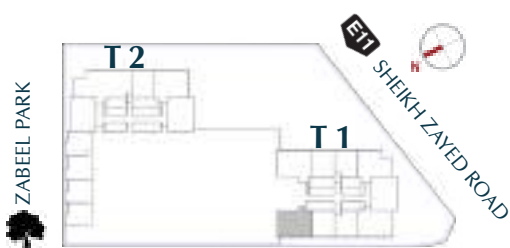


# 1 RESIDENCES - 2BR G-1



## 2BR G-1

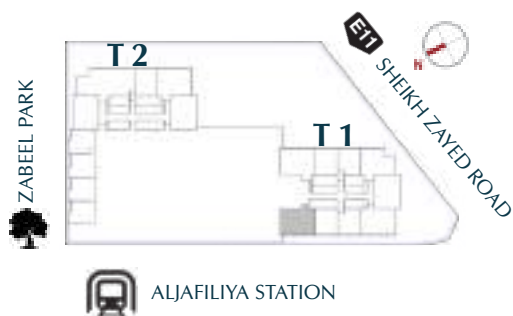
SUITE AREA	1306 ft <sup>2</sup> =	121.4 m <sup>2</sup>
BALCONY/TERRACE AREA	101 ft <sup>2</sup> =	9.4 m <sup>2</sup>
<b>TOTAL AREA</b>	<b>1408 ft<sup>2</sup> =</b>	<b>130.8 m<sup>2</sup></b>



# 1 RESIDENCES - 2BR G-2



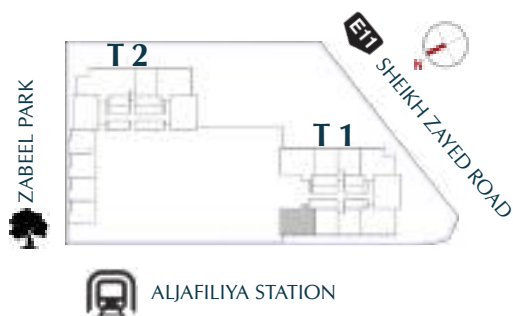
2BR G-2		
SUITE AREA	1306 ft <sup>2</sup>	= 121.4 m <sup>2</sup>
BALCONY/TERRACE AREA	148 ft <sup>2</sup>	= 13.4 m <sup>2</sup>
<b>TOTAL AREA</b>	<b>1455 ft<sup>2</sup></b>	<b>= 135.2 m<sup>2</sup></b>



# 1 RESIDENCES - 2BR G-3



<b>2BR G-3</b>		
SUITE AREA	1306 ft <sup>2</sup> =	121.4 m <sup>2</sup>
BALCONY/TERRACE AREA	320 ft <sup>2</sup> =	29.7 m <sup>2</sup>
<b>TOTAL AREA</b>	<b>1626 ft<sup>2</sup> =</b>	<b>151.1 m<sup>2</sup></b>

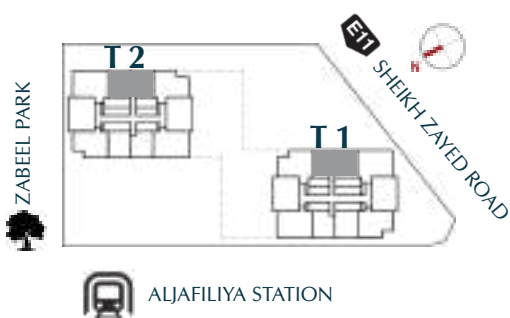


# 1 RESIDENCES - 2BR H-1



## 2BR H-1

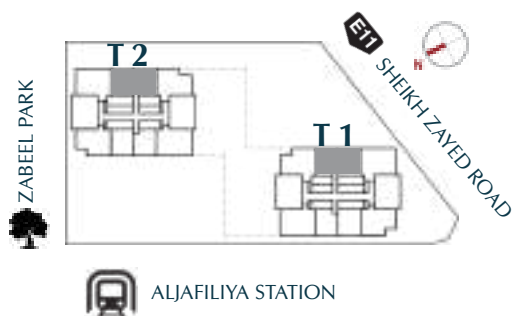
SUITE AREA	1347 ft <sup>2</sup> =	125.2 m <sup>2</sup>
BALCONY/TERRACE AREA	144 ft <sup>2</sup> =	13.3 m <sup>2</sup>
<b>TOTAL AREA</b>	<b>1490 ft<sup>2</sup> =</b>	<b>138.5 m<sup>2</sup></b>



# 1 RESIDENCES - 2BR H-2



<b>2BR H-2</b>		
SUITE AREA	1347 ft <sup>2</sup> =	125.2 m <sup>2</sup>
BALCONY/TERRACE AREA	82 ft <sup>2</sup> =	7.6 m <sup>2</sup>
<b>TOTAL AREA</b>	<b>1429 ft<sup>2</sup> =</b>	<b>132.8 m<sup>2</sup></b>

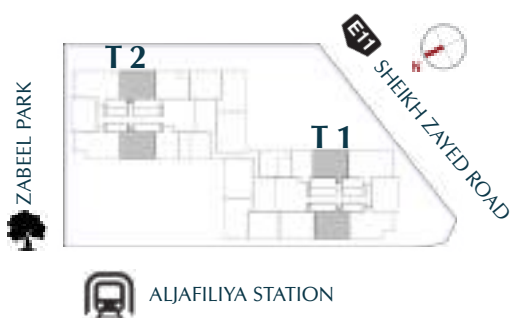


# 1 RESIDENCES - 2BR J-1



## 2BR J-1

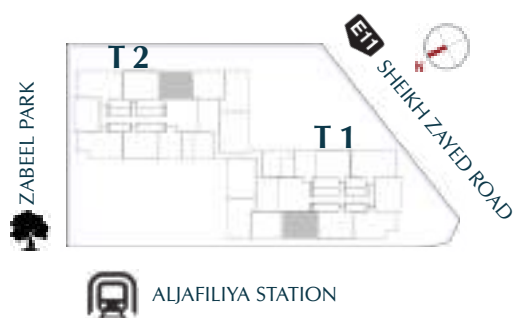
SUITE AREA	1351 ft <sup>2</sup> =	125.5 m <sup>2</sup>
BALCONY/TERRACE AREA	144 ft <sup>2</sup> =	13.3 m <sup>2</sup>
<b>TOTAL AREA</b>	<b>1494 ft<sup>2</sup> =</b>	<b>138.9 m<sup>2</sup></b>



# 1 RESIDENCES - 2BR K-1



2BR K-1		
SUITE AREA	1269 ft <sup>2</sup> =	117.9 m <sup>2</sup>
BALCONY/TERRACE AREA	104 ft <sup>2</sup> =	9.7 m <sup>2</sup>
<b>TOTAL AREA</b>	<b>1373 ft<sup>2</sup> =</b>	<b>127.6 m<sup>2</sup></b>

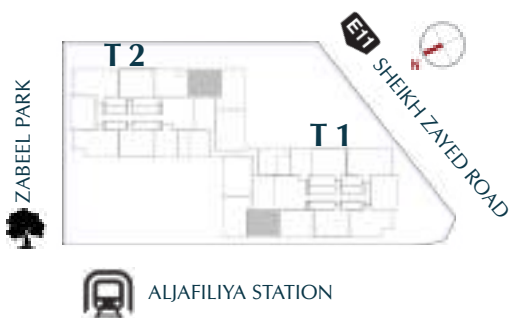


# 1 RESIDENCES - 2BR L-1



## 2BR L-1

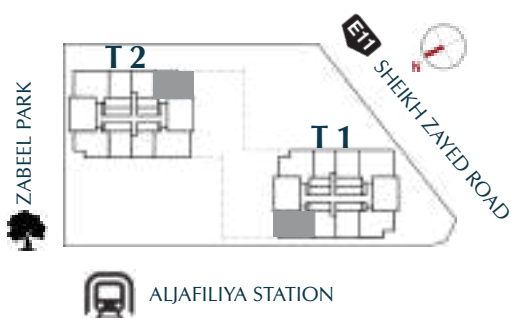
SUITE AREA	1235 ft <sup>2</sup> =	114.8 m <sup>2</sup>
BALCONY/TERRACE AREA	105 ft <sup>2</sup> =	9.8 m <sup>2</sup>
<b>TOTAL AREA</b>	<b>1340 ft<sup>2</sup> =</b>	<b>124.5 m<sup>2</sup></b>



# 1 RESIDENCES - 2BR M-1



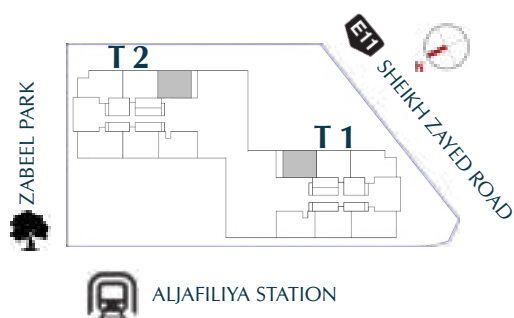
<b>2BR M-1</b>		
SUITE AREA	1274 ft <sup>2</sup> =	118.4 m <sup>2</sup>
BALCONY/TERRACE AREA	105 ft <sup>2</sup> =	9.7 m <sup>2</sup>
<b>TOTAL AREA</b>	<b>1378 ft<sup>2</sup> =</b>	<b>128.1 m<sup>2</sup></b>



# 1 RESIDENCES - 2BR N-1



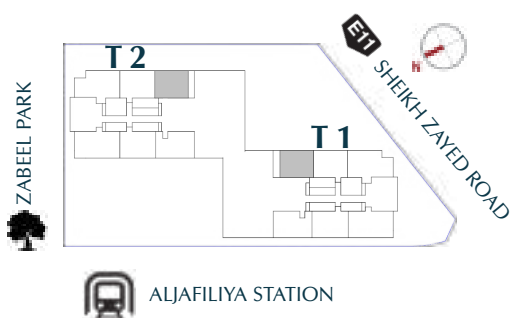
2BR N-1		
SUITE AREA	1280 ft <sup>2</sup> =	119.0 m <sup>2</sup>
BALCONY/TERRACE AREA	73 ft <sup>2</sup> =	6.8 m <sup>2</sup>
<b>TOTAL AREA</b>	<b>1353 ft<sup>2</sup> =</b>	<b>125.8 m<sup>2</sup></b>



# 1 RESIDENCES - 2BR P-1



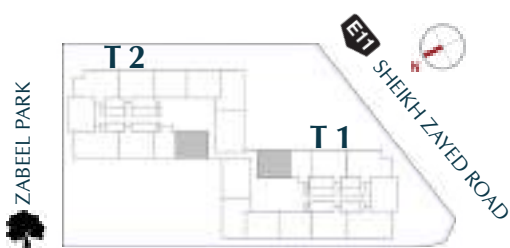
2BR P-1		
SUITE AREA	1323 ft <sup>2</sup> =	122.9 m <sup>2</sup>
BALCONY/TERRACE AREA	73 ft <sup>2</sup> =	6.8 m <sup>2</sup>
<b>TOTAL AREA</b>	<b>1395 ft<sup>2</sup> =</b>	<b>129.7 m<sup>2</sup></b>



# 1 RESIDENCES - 2BR Q-1



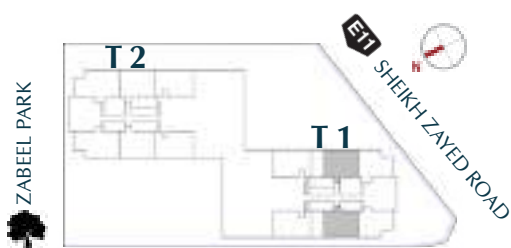
2BR Q-1		
SUITE AREA	1189 ft <sup>2</sup> =	110.5 m <sup>2</sup>
BALCONY/TERRACE AREA	90 ft <sup>2</sup> =	8.4 m <sup>2</sup>
<b>TOTAL AREA</b>	<b>1279 ft<sup>2</sup> =</b>	<b>118.9 m<sup>2</sup></b>



# 1 RESIDENCES - 2BR R-1



<b>2BR R-1</b>		
SUITE AREA	1351 ft <sup>2</sup> =	125.6 m <sup>2</sup>
BALCONY/TERRACE AREA	144 ft <sup>2</sup> =	13.3 m <sup>2</sup>
<b>TOTAL AREA</b>	<b>1495 ft<sup>2</sup> =</b>	<b>138.9 m<sup>2</sup></b>

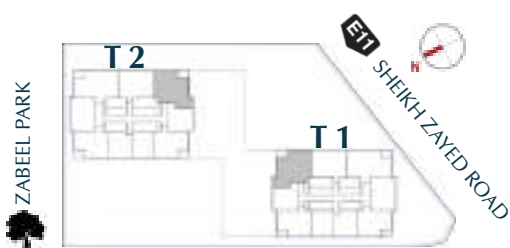


# 1 RESIDENCES - 3BR A-1



## 3BR A-1

SUITE AREA	1581 ft <sup>2</sup> =	147.0 m <sup>2</sup>
BALCONY/TERRACE AREA	119 ft <sup>2</sup> =	11.1 m <sup>2</sup>
<b>TOTAL AREA</b>	<b>1700 ft<sup>2</sup> =</b>	<b>158.1 m<sup>2</sup></b>

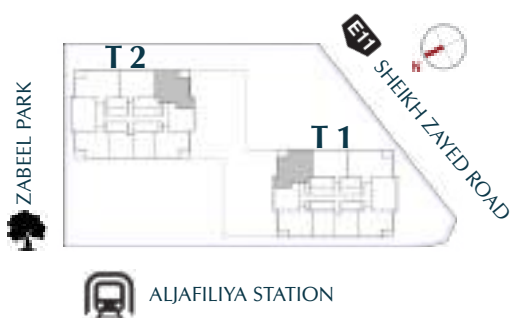


# 1 RESIDENCES - 3BR A-2



## 3BR A-2

SUITE AREA	1581 ft <sup>2</sup> =	147.0 m <sup>2</sup>
BALCONY/TERRACE AREA	197 ft <sup>2</sup> =	18.3 m <sup>2</sup>
<b>TOTAL AREA</b>	<b>1778 ft<sup>2</sup> =</b>	<b>165.2 m<sup>2</sup></b>



ALJAFILIYA STATION

# 1 RESIDENCES - 3BR A-D1

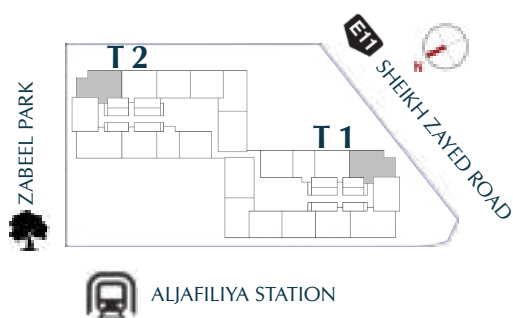
## 3BR A-D1 (U)

SUITE AREA	963 ft <sup>2</sup> =	895 m <sup>2</sup>
BALCONY/TERRACE AREA	54 ft <sup>2</sup> =	5.0 m <sup>2</sup>
<b>TOTAL AREA</b>	<b>1017 ft<sup>2</sup> =</b>	<b>94.5 m<sup>2</sup></b>



## 3BR A-D1 (L)

SUITE AREA	1687 ft <sup>2</sup> =	156.7
BALCONY/TERRACE AREA	196 ft <sup>2</sup> =	18.2 n
<b>TOTAL AREA</b>	<b>1883 ft<sup>2</sup> =</b>	<b>174.9 n</b>



# 1 RESIDENCES - 3BR A-D2

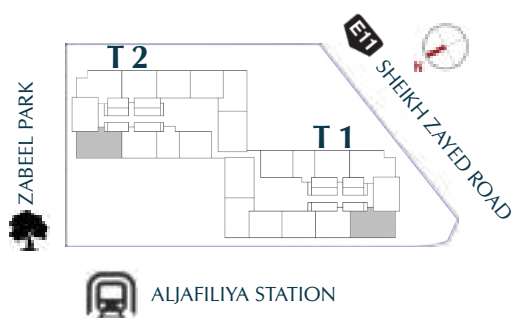
## 3BR A-D2 (U)

SUITE AREA	963 ft <sup>2</sup> =	895 m <sup>2</sup>
BALCONY/TERRACE AREA	54 ft <sup>2</sup> =	5.0 m <sup>2</sup>
<b>TOTAL AREA</b>	<b>1017 ft<sup>2</sup> =</b>	<b>94.5 m<sup>2</sup></b>



## 3BR A-D2 (L)

SUITE AREA	1687 ft <sup>2</sup> =	156.7 m <sup>2</sup>
BALCONY/TERRACE AREA	83 ft <sup>2</sup> =	26.3 m <sup>2</sup>
<b>TOTAL AREA</b>	<b>1970 ft<sup>2</sup> =</b>	<b>183.0 m<sup>2</sup></b>

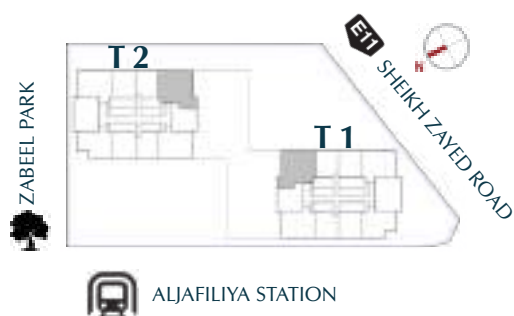


# 1 RESIDENCES - 3BR B-1



## 3BR B-1

SUITE AREA	1696 ft <sup>2</sup> =	157.6 m <sup>2</sup>
BALCONY/TERRACE AREA	174 ft <sup>2</sup> =	16.1 m <sup>2</sup>
<b>TOTAL AREA</b>	<b>1870 ft<sup>2</sup> =</b>	<b>173.7 m<sup>2</sup></b>

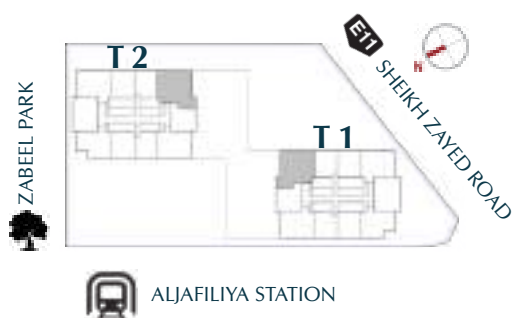


# 1 RESIDENCES - 3BR B-2



## 3BR B-2

SUITE AREA	1696 ft <sup>2</sup> =	157.6 m <sup>2</sup>
BALCONY/TERRACE AREA	168 ft <sup>2</sup> =	15.6 m <sup>2</sup>
<b>TOTAL AREA</b>	<b>1864 ft<sup>2</sup> =</b>	<b>173.2 m<sup>2</sup></b>

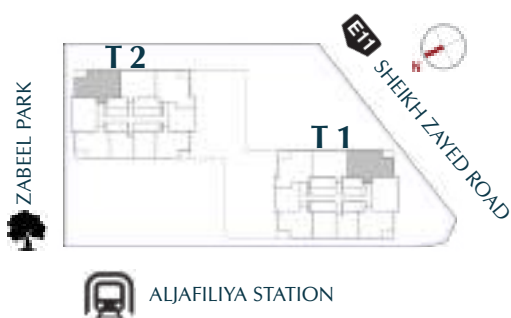


# 1 RESIDENCES - 3BR C-1



## 3BR C-1

SUITE AREA	1667 ft <sup>2</sup> =	155.0 m <sup>2</sup>
BALCONY/TERRACE AREA	119 ft <sup>2</sup> =	11.1 m <sup>2</sup>
<b>TOTAL AREA</b>	<b>1786 ft<sup>2</sup> =</b>	<b>166.1 m<sup>2</sup></b>

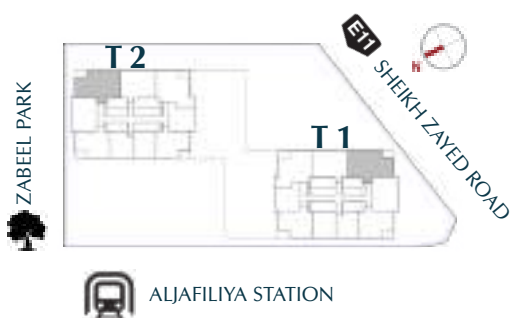


# 1 RESIDENCES - 3BR C-2



## 3BR C-2

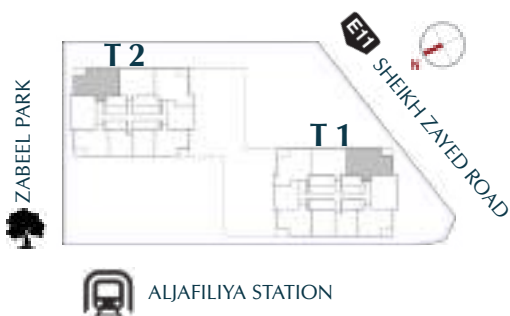
SUITE AREA	1667 ft <sup>2</sup> =	155.0 m <sup>2</sup>
BALCONY/TERRACE AREA	278 ft <sup>2</sup> =	25.9 m <sup>2</sup>
<b>TOTAL AREA</b>	<b>1945 ft<sup>2</sup> =</b>	<b>180.9 m<sup>2</sup></b>



# 1 RESIDENCES - 3BR D-1



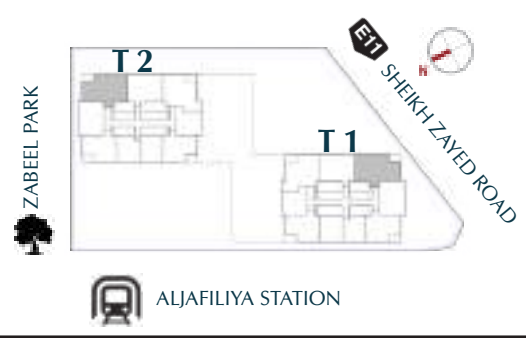
3BR D-1		
SUITE AREA	1782 ft <sup>2</sup>	= 165.6 m <sup>2</sup>
BALCONY/TERRACE AREA	174 ft <sup>2</sup>	= 16.1 m <sup>2</sup>
<b>TOTAL AREA</b>	<b>1956 ft<sup>2</sup></b>	<b>= 181.7 m<sup>2</sup></b>



# 1 RESIDENCES - 3BR D-2



3BR D-2		
SUITE AREA	1782 ft <sup>2</sup>	= 165.6 m <sup>2</sup>
BALCONY/TERRACE AREA	168 ft <sup>2</sup>	= 15.6 m <sup>2</sup>
<b>TOTAL AREA</b>	<b>1920 ft<sup>2</sup></b>	<b>= 181.2 m<sup>2</sup></b>



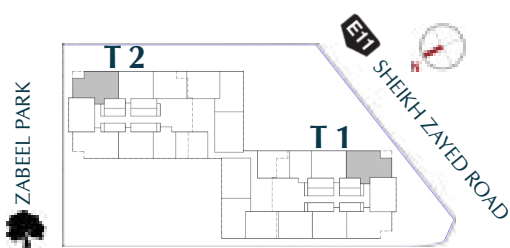
"All room dimensions are in metric and measured to structural elements and exclude wall finishes and construction tolerances. All materials, dimensions & drawings features and amenities are approximate at the time of printing, Information subject to change without notice. Actual suite areas may vary from the stated area. Drawings are not to scale E&O. The developer reserves the right to make revisions."

# 1 RESIDENCES - 3BR E-1



## 3BR E-1

SUITE AREA	1677 ft <sup>2</sup> =	155.8 m <sup>2</sup>
BALCONY/TERRACE AREA	251 ft <sup>2</sup> =	23.3 m <sup>2</sup>
<b>TOTAL AREA</b>	<b>1928 ft<sup>2</sup> =</b>	<b>179.1 m<sup>2</sup></b>



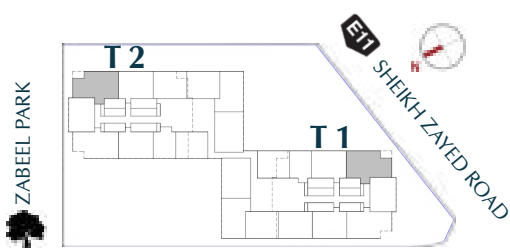
 ALJAFILIYA STATION

# 1 RESIDENCES - 3BR E-2



## 3BR E-2

SUITE AREA	1677 ft <sup>2</sup> =	155.8 m <sup>2</sup>
BALCONY/TERRACE AREA	148 ft <sup>2</sup> =	17.1 m <sup>2</sup>
<b>TOTAL AREA</b>	<b>1861 ft<sup>2</sup> =</b>	<b>172.9 m<sup>2</sup></b>



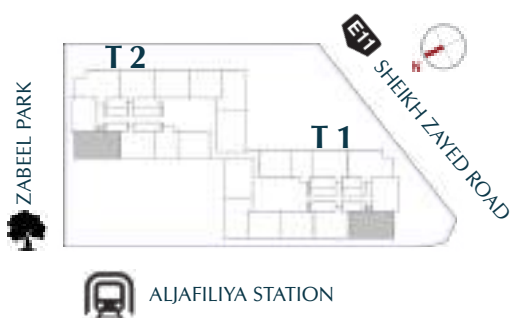
 ALJAFILIYA STATION

# 1 RESIDENCES - 3BR F-1



## 3BR F-1

SUITE AREA	1754 ft <sup>2</sup> =	163.0 m <sup>2</sup>
BALCONY/TERRACE AREA	223 ft <sup>2</sup> =	20.7 m <sup>2</sup>
<b>TOTAL AREA</b>	<b>1969 ft<sup>2</sup> =</b>	<b>183.7 m<sup>2</sup></b>

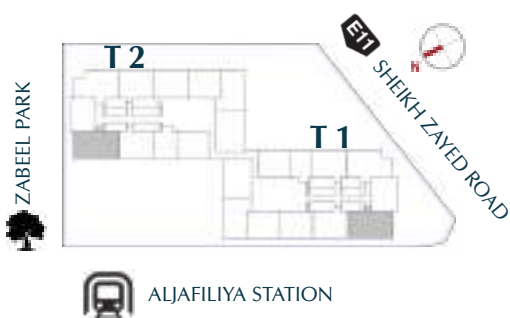


# 1 RESIDENCES - 3BR F-2



## 3BR F-2

SUITE AREA	1754 ft <sup>2</sup> =	163.0 m <sup>2</sup>
BALCONY/TERRACE AREA	228 ft <sup>2</sup> =	21.1 m <sup>2</sup>
<b>TOTAL AREA</b>	<b>1981 ft<sup>2</sup> =</b>	<b>184.2 m<sup>2</sup></b>

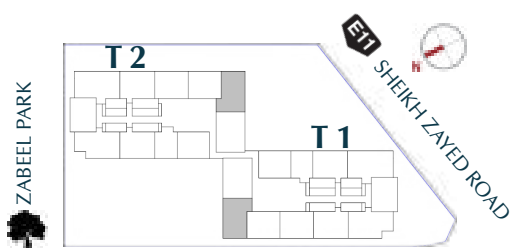


# 1 RESIDENCES - 3BR G-1



## 3BR G-1

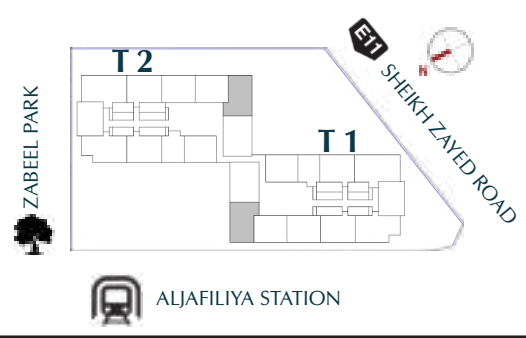
SUITE AREA	1458 ft <sup>2</sup> =	135.5 m <sup>2</sup>
BALCONY/TERRACE AREA	275 ft <sup>2</sup> =	25.6 m <sup>2</sup>
<b>TOTAL AREA</b>	<b>1733 ft<sup>2</sup> =</b>	<b>161.1 m<sup>2</sup></b>



# 1 RESIDENCES - 3BR G-2



<b>3BR G-2</b>		
SUITE AREA	1458 ft <sup>2</sup> =	135.5 m <sup>2</sup>
BALCONY/TERRACE AREA	264 ft <sup>2</sup> =	24.5 m <sup>2</sup>
<b>TOTAL AREA</b>	<b>1721 ft<sup>2</sup> =</b>	<b>160.0 m<sup>2</sup></b>



"All room dimensions are in metric and measured to structural elements and exclude wall finishes and construction tolerances. All materials, dimensions & drawings features and amenities are approximate at the time of printing, Information subject to change without notice. Actual suite areas may vary from the stated area. Drawings are not to scale E&O. The developer reserves the right to make revisions."

# 1 RESIDENCES - 3BR H-1



## 3BR H-1

SUITE AREA	1582 ft <sup>2</sup> =	147.0 m <sup>2</sup>
BALCONY/TERRACE AREA	90 ft <sup>2</sup> =	8.4 m <sup>2</sup>
<b>TOTAL AREA</b>	<b>1672 ft<sup>2</sup> =</b>	<b>155.4 m<sup>2</sup></b>



# 1 RESIDENCES - 3BR H-2



## 3BR H-2

SUITE AREA	1582 ft <sup>2</sup> =	147.0 m <sup>2</sup>
BALCONY/TERRACE AREA	146 ft <sup>2</sup> =	13.6 m <sup>2</sup>
<b>TOTAL AREA</b>	<b>1722 ft<sup>2</sup> =</b>	<b>160 m<sup>2</sup></b>

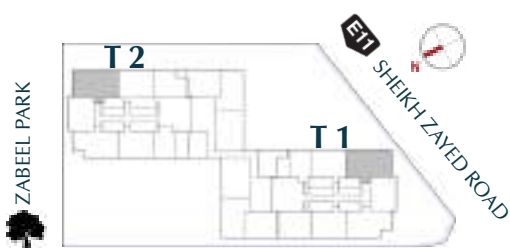


# 1 RESIDENCES - 3BR J-1



## 3BR J-1

SUITE AREA	1793 ft <sup>2</sup> =	166.5 m <sup>2</sup>
BALCONY/TERRACE AREA	223 ft <sup>2</sup> =	20.7 m <sup>2</sup>
<b>TOTAL AREA</b>	<b>2016 ft<sup>2</sup> =</b>	<b>187.2 m<sup>2</sup></b>

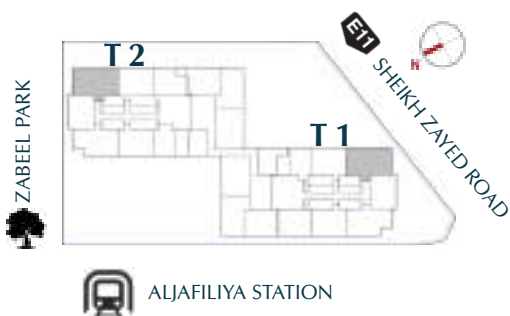


 ALJAFILIYA STATION

# 1 RESIDENCES - 3BR J-2



<b>3BR J-2</b>		
SUITE AREA	1793 ft <sup>2</sup> =	166.5 m <sup>2</sup>
BALCONY/TERRACE AREA	228 ft <sup>2</sup> =	21.2 m <sup>2</sup>
<b>TOTAL AREA</b>	<b>2021 ft<sup>2</sup> =</b>	<b>187.7 m<sup>2</sup></b>



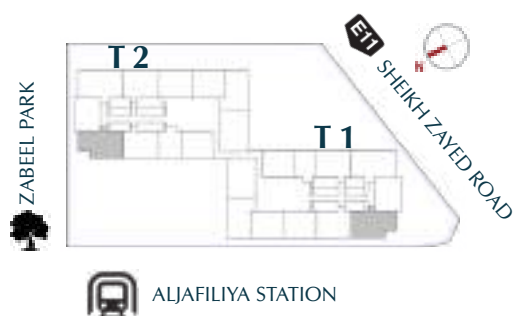
"All room dimensions are in metric and measured to structural elements and exclude wall finishes and construction tolerances. All materials, dimensions & drawings features and amenities are approximate at the time of printing, Information subject to change without notice. Actual suite areas may vary from the stated area. Drawings are not to scale E&O. The developer reserves the right to make revisions."

# 1 RESIDENCES - 3BR K-1



## 3BR K-1

SUITE AREA	1638 ft <sup>2</sup> =	152.3 m <sup>2</sup>
BALCONY/TERRACE AREA	251 ft <sup>2</sup> =	23.3 m <sup>2</sup>
<b>TOTAL AREA</b>	<b>1889 ft<sup>2</sup> =</b>	<b>175.6 m<sup>2</sup></b>



# 1 RESIDENCES - 3BR K-2



## 3BR K-2

SUITE AREA	1638 ft <sup>2</sup> =	152.3 m <sup>2</sup>
BALCONY/TERRACE AREA	184 ft <sup>2</sup> =	17.1 m <sup>2</sup>
<b>TOTAL AREA</b>	<b>1822 ft<sup>2</sup> =</b>	<b>169.3 m<sup>2</sup></b>

