

# Woodland Terraces at Meydan - Apartment

## WOODLĀND TERRACES

by

# AMIS

1 BEDROOM

UNIT #: 101

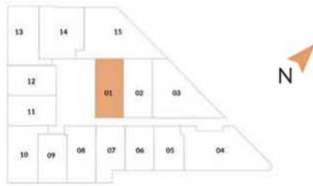
SUITE AREA	601.38 sq. ft.	55.87 sq. m.
BALCONY AREA	304.94 sq. ft.	28.33 sq. m.
TOTAL AREA	906.32sq. ft.	84.2 sq. m.



KEY SECTION

KEY PLAN

Rooftop
5
4
3
2
1
Ground Floor
Basement 1
Basement 2



FLOOR PLAN 1. All dimensions are in imperial and metric, and measured from finish to finish excluding construction tolerances. 2. All materials, dimensions, and drawings are approximate only. 3. Information is subject to change without notice, at developer's absolute discretion. 4. Actual area may vary from the stated area. 5. Drawings not to scale. 6. All images used are for illustrative purposes only and do not represent the actual size, features, specifications, fittings, and furnishings. 7. The developer reserves the right to make revisions/alterations, at its absolute discretion, without any liability whatsoever.

# AMIS

# WOODLĀND TERRACES

by  
**AMIS**

1 BEDROOM

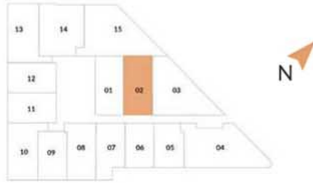
UNIT #: 102

SUITE AREA	602.24 sq. ft.	55.95 sq. m.
BALCONY AREA	300.64 sq. ft.	27.93 sq. m.
TOTAL AREA	902.88 sq. ft.	83.88 sq. m.

KEY SECTION

Rooftop
5
4
3
2
1
Ground Floor
Basement 1
Basement 2

KEY PLAN



FLOOR PLAN 1. All dimensions are in imperial and metric, and measured from finish to finish excluding construction tolerances. 2. All materials, dimensions, and drawings are approximate only. 3. Information is subject to change without notice, at developer's absolute discretion. 4. Actual area may vary from the stated area. 5. Drawings not to scale. 6. All images used are for illustrative purposes only and do not represent the actual size, features, specifications, fittings, and furnishings. 7. The developer reserves the right to make revisions/alterations, at it's absolute discretion, without any liability whatsoever.

AMIS

# WOODLĀND TERRACES

by

# AMIS

2 BEDROOMS

UNIT #: 103

SUITE AREA	966.06 sq. ft.	89.75 sq. m.
BALCONY AREA	349.83 sq. ft.	32.5 sq. m.
TOTAL AREA	1315.89 sq. ft.	122.25 sq. m.

KEY SECTION

KEY PLAN

Rooftop
5
4
3
2
1
Ground Floor
Basement 1
Basement 2



FLOOR PLAN 1. All dimensions are in imperial and metric, and measured from finish to finish excluding construction tolerances. 2. All materials, dimensions, and drawings are approximate only. 3. Information is subject to change without notice, at developer's absolute discretion. 4. Actual area may vary from the stated area. 5. Drawings not to scale. 6. All images used are for illustrative purposes only and do not represent the actual size, features, specifications, fittings, and furnishings. 7. The developer reserves the right to make revisions/alterations, at it's absolute discretion, without any liability whatsoever.

# AMIS

# WOODLĀND TERRACES

by

# AMIS

3 BEDROOMS

UNIT #: 104,204,304,404

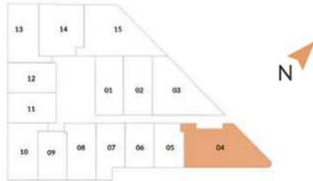
SUITE AREA	1320.62sq. ft.	122.69 sq. m.
BALCONY AREA	311.40 sq. ft.	28.93 sq. m.
TOTAL AREA	1632.02 sq. ft.	151.62 sq. m.



KEY SECTION

KEY PLAN

Rooftop
5
4
3
2
1
Ground Floor
Basement 1
Basement 2



FLOOR PLAN 1. All dimensions are in imperial and metric, and measured from finish to finish excluding construction tolerances. 2. All materials, dimensions, and drawings are approximate only. 3. Information is subject to change without notice, at developer's absolute discretion. 4. Actual area may vary from the stated area. 5. Drawings not to scale. 6. All images used are for illustrative purposes only and do not represent the actual size, features, specifications, fittings, and furnishings. 7. The developer reserves the right to make revisions/alterations, at its absolute discretion, without any liability whatsoever.

# AMIS

# WOODLÄND TERRACES

by  
**AMIS**

**1 BEDROOM**

UNIT #: 105

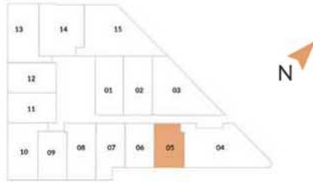
SUITE AREA	550.25 sq. ft.	51.12 sq. m.
BALCONY AREA	111.62 sq. ft.	10.37 sq. m.
TOTAL AREA	661.87 sq. ft.	61.49 sq. m.



KEY SECTION

KEY PLAN

Rooftop
5
4
3
2
1
Ground Floor
Basement 1
Basement 2



FLOOR PLAN 1. All dimensions are in imperial and metric, and measured from finish to finish excluding construction tolerances. 2. All materials, dimensions, and drawings are approximate only. 3. Information is subject to change without notice, at developer's absolute discretion. 4. Actual area may vary from the stated area. 5. Drawings not to scale. 6. All images used are for illustrative purposes only and do not represent the actual size, features, specifications, fittings, and furnishings. 7. The developer reserves the right to make revisions/alterations, at its absolute discretion, without any liability whatsoever.

**AMIS**

# WOODLÄND TERRACES

by  
**AMIS**

**1 BEDROOM**

UNIT #: 106

SUITE AREA	567.68 sq. ft.	52.74 sq. m.
BALCONY AREA	111.62 sq. ft.	10.37 sq. m.
TOTAL AREA	679.31 sq. ft.	63.11 sq. m.

KEY SECTION

Rooftop
5
4
3
2
1
Ground Floor
Basement 1
Basement 2

KEY PLAN



FLOOR PLAN 1. All dimensions are in imperial and metric, and measured from finish to finish excluding construction tolerances. 2. All materials, dimensions, and drawings are approximate only. 3. Information is subject to change without notice, at developer's absolute discretion. 4. Actual area may vary from the stated area. 5. Drawings not to scale. 6. All images used are for illustrative purposes only and do not represent the actual size, features, specifications, fittings, and furnishings. 7. The developer reserves the right to make revisions/alterations, at it's absolute discretion, without any liability whatsoever.

**AMIS**

# WOODLÄND TERRACES

by

# AMIS

1 BEDROOM

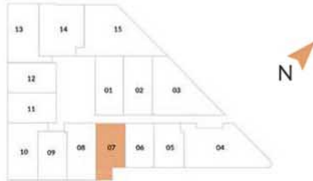
UNIT #: 107

SUITE AREA	624.52 sq. ft.	58.02 sq. m.
BALCONY AREA	155.75 sq. ft.	14.47 sq. m.
TOTAL AREA	780.28 sq. ft.	72.49 sq. m.

KEY SECTION

Rooftop
5
4
3
2
1
Ground Floor
Basement 1
Basement 2

KEY PLAN



FLOOR PLAN 1. All dimensions are in imperial and metric, and measured from finish to finish excluding construction tolerances. 2. All materials, dimensions, and drawings are approximate only. 3. Information is subject to change without notice, at developer's absolute discretion. 4. Actual area may vary from the stated area. 5. Drawings not to scale. 6. All images used are for illustrative purposes only and do not represent the actual size, features, specifications, fittings, and furnishings. 7. The developer reserves the right to make revisions/alterations, at it's absolute discretion, without any liability whatsoever.

# AMIS

# WOODLÄND TERRACES

by  
**AMIS**

**1 BEDROOM**

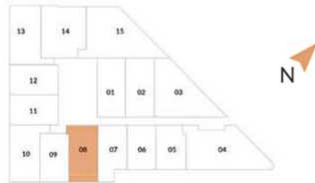
UNIT #: 108

SUITE AREA	709.66 sq. ft.	65.93 sq. m.
BALCONY AREA	167.16 sq. ft.	15.53 sq. m.
TOTAL AREA	876.83 sq. ft.	81.46 sq. m.

KEY SECTION

Rooftop
5
4
3
2
<b>1</b>
Ground Floor
Basement 1
Basement 2

KEY PLAN



FLOOR PLAN 1. All dimensions are in imperial and metric, and measured from finish to finish excluding construction tolerances. 2. All materials, dimensions, and drawings are approximate only. 3. Information is subject to change without notice, at developer's absolute discretion. 4. Actual area may vary from the stated area. 5. Drawings not to scale. 6. All images used are for illustrative purposes only and do not represent the actual size, features, specifications, fittings, and furnishings. 7. The developer reserves the right to make revisions/alterations, at it's absolute discretion, without any liability whatsoever.

**AMIS**

# WOODLÄND TERRACES

by  
**AMIS**

**1 BEDROOM**

UNIT #: 109

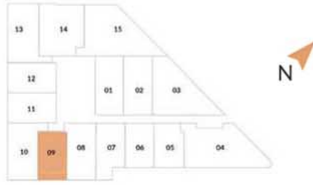
SUITE AREA	615.91 sq. ft.	57.22 sq. m.
BALCONY AREA	121.63 sq. ft.	11.3 sq. m.
TOTAL AREA	737.54 sq. ft.	68.52 sq. m.



KEY SECTION

KEY PLAN

Rooftop
5
4
3
2
<b>1</b>
Ground Floor
Basement 1
Basement 2



FLOOR PLAN 1. All dimensions are in imperial and metric, and measured from finish to finish excluding construction tolerances. 2. All materials, dimensions, and drawings are approximate only. 3. Information is subject to change without notice, at developer's absolute discretion. 4. Actual area may vary from the stated area. 5. Drawings not to scale. 6. All images used are for illustrative purposes only and do not represent the actual size, features, specifications, fittings, and furnishings. 7. The developer reserves the right to make revisions/alterations, at it's absolute discretion, without any liability whatsoever.

**AMIS**

# WOODLĀND TERRACES

by  
**AMIS**

2 BEDROOMS

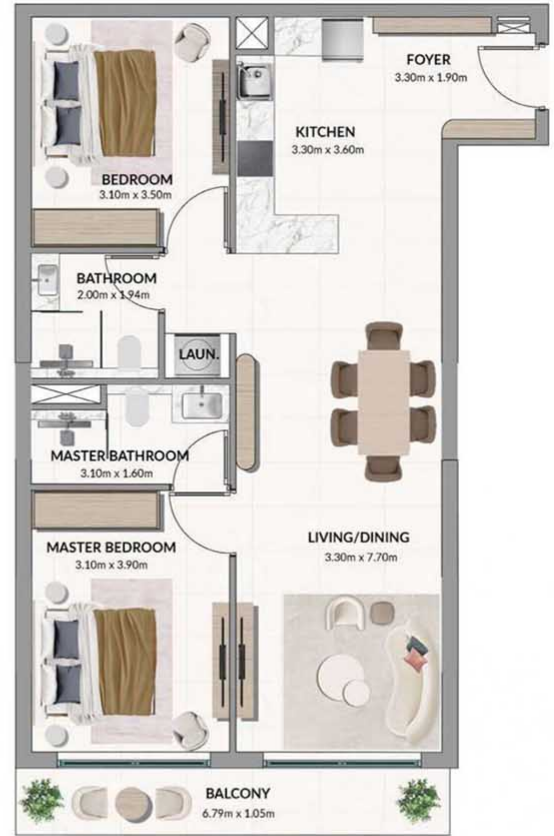
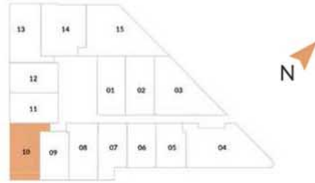
UNIT #: 110

SUITE AREA	862.94 sq. ft.	80.17 sq. m.
BALCONY AREA	83.53 sq. ft.	7.76 sq. m.
TOTAL AREA	946.47 sq. ft.	87.93 sq. m.

KEY SECTION

Rooftop
5
4
3
2
1
Ground Floor
Basement 1
Basement 2

KEY PLAN



AMIS

FLOOR PLAN 1. All dimensions are in imperial and metric, and measured from finish to finish excluding construction tolerances. 2. All materials, dimensions, and drawings are approximate only. 3. Information is subject to change without notice, at developer's absolute discretion. 4. Actual area may vary from the stated area. 5. Drawings not to scale. 6. All images used are for illustrative purposes only and do not represent the actual size, features, specifications, fittings, and furnishings. 7. The developer reserves the right to make revisions/alterations, at it's absolute discretion, without any liability whatsoever.

# WOODLĀND TERRACES

by

# AMIS

1 BEDROOM

UNIT #: 111

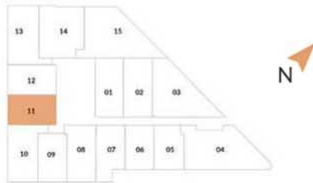
SUITE AREA	574.25 sq. ft.	53.35 sq. m.
BALCONY AREA	175.56 sq. ft.	16.31 sq. m.
TOTAL AREA	749.81 sq. ft.	69.66 sq. m.



KEY SECTION

KEY PLAN

Rooftop
5
4
3
2
1
Ground Floor
Basement 1
Basement 2



FLOOR PLAN 1. All dimensions are in imperial and metric, and measured from finish to finish excluding construction tolerances. 2. All materials, dimensions, and drawings are approximate only. 3. Information is subject to change without notice, at developer's absolute discretion. 4. Actual area may vary from the stated area. 5. Drawings not to scale. 6. All images used are for illustrative purposes only and do not represent the actual size, features, specifications, fittings, and furnishings. 7. The developer reserves the right to make revisions/alterations, at it's absolute discretion, without any liability whatsoever.

# AMIS

# WOODLĀND TERRACES

by

# AMIS

1 BEDROOM

UNIT #: 112

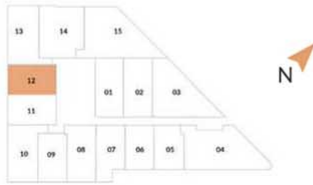
SUITE AREA	574.25 sq. ft.	53.35 sq. m.
BALCONY AREA	175.56 sq. ft.	16.31 sq. m.
TOTAL AREA	749.81 sq. ft.	69.66 sq. m.



KEY SECTION

KEY PLAN

Rooftop
5
4
3
2
1
Ground Floor
Basement 1
Basement 2



FLOOR PLAN 1. All dimensions are in imperial and metric, and measured from finish to finish excluding construction tolerances. 2. All materials, dimensions, and drawings are approximate only. 3. Information is subject to change without notice, at developer's absolute discretion. 4. Actual area may vary from the stated area. 5. Drawings not to scale. 6. All images used are for illustrative purposes only and do not represent the actual size, features, specifications, fittings, and furnishings. 7. The developer reserves the right to make revisions/alterations, at it's absolute discretion, without any liability whatsoever.

# AMIS

# WOODLĀND TERRACES

by

# AMIS

2 BEDROOMS

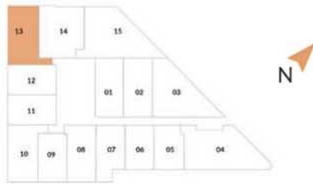
UNIT #: 113

SUITE AREA	915.79 sq. ft.	85.08 sq. m.
BALCONY AREA	116.90 sq. ft.	10.86 sq. m.
TOTAL AREA	1032.69 sq. ft.	95.94 sq. m.

KEY SECTION

KEY PLAN

Rooftop
5
4
3
2
1
Ground Floor
Basement 1
Basement 2



FLOOR PLAN 1. All dimensions are in imperial and metric, and measured from finish to finish excluding construction tolerances. 2. All materials, dimensions, and drawings are approximate only. 3. Information is subject to change without notice, at developer's absolute discretion. 4. Actual area may vary from the stated area. 5. Drawings not to scale. 6. All images used are for illustrative purposes only and do not represent the actual size, features, specifications, fittings, and furnishings. 7. The developer reserves the right to make revisions/alterations, at it's absolute discretion, without any liability whatsoever.

# AMIS

# WOODLÄND TERRACES

by  
**AMIS**

2 BEDROOMS

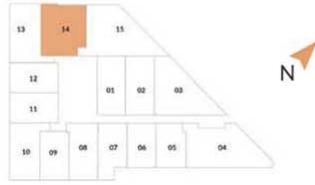
UNIT #: 114

SUITE AREA	1007.50 sq. ft.	93.6 sq. m.
BALCONY AREA	186.43 sq. ft.	17.32 sq. m.
TOTAL AREA	1193.93 sq. ft.	110.92 sq. m.

KEY SECTION

Rooftop
5
4
3
2
1
Ground Floor
Basement 1
Basement 2

KEY PLAN



AMIS

FLOOR PLAN 1. All dimensions are in imperial and metric, and measured from finish to finish excluding construction tolerances. 2. All materials, dimensions, and drawings are approximate only. 3. Information is subject to change without notice, at developer's absolute discretion. 4. Actual area may vary from the stated area. 5. Drawings not to scale. 6. All images used are for illustrative purposes only and do not represent the actual size, features, specifications, fittings, and furnishings. 7. The developer reserves the right to make revisions/alterations, at its absolute discretion, without any liability whatsoever.

# WOODLĀND TERRACES

by

# AMIS

2 BEDROOMS

UNIT #: 115

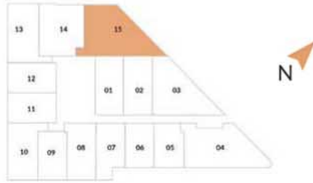
SUITE AREA	1044.10 sq. ft.	97.00 sq. m.
BALCONY AREA	652.94 sq. ft.	60.66 sq. m.
TOTAL AREA	1697.04 sq. ft.	157.66 sq. m.



KEY SECTION

KEY PLAN

Rooftop
5
4
3
2
1
Ground Floor
Basement 1
Basement 2



FLOOR PLAN 1. All dimensions are in imperial and metric, and measured from finish to finish excluding construction tolerances. 2. All materials, dimensions, and drawings are approximate only. 3. Information is subject to change without notice, at developer's absolute discretion. 4. Actual area may vary from the stated area. 5. Drawings not to scale. 6. All images used are for illustrative purposes only and do not represent the actual size, features, specifications, fittings, and furnishings. 7. The developer reserves the right to make revisions/alterations, at it's absolute discretion, without any liability whatsoever.

# AMIS

# WOODLĀND TERRACES

by

# AMIS

1 BEDROOM

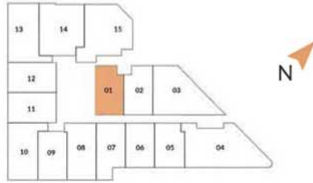
UNIT #: 201,401

SUITE AREA	601.38 sq. ft.	55.87 sq. m.
BALCONY AREA	109.47 sq. ft.	10.17 sq. m.
TOTAL AREA	710.85 sq. ft.	66.04 sq. m.

KEY SECTION

KEY PLAN

Rooftop
5
4
3
2
1
Ground Floor
Basement 1
Basement 2



FLOOR PLAN 1. All dimensions are in imperial and metric, and measured from finish to finish excluding construction tolerances. 2. All materials, dimensions, and drawings are approximate only. 3. Information is subject to change without notice, at developer's absolute discretion. 4. Actual area may vary from the stated area. 5. Drawings not to scale. 6. All images used are for illustrative purposes only and do not represent the actual size, features, specifications, fittings, and furnishings. 7. The developer reserves the right to make revisions/alterations, at it's absolute discretion, without any liability whatsoever.

# AMIS

# WOODLĀND TERRACES

by

# AMIS

1 BEDROOM

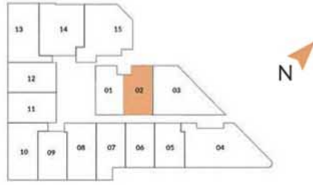
UNIT #: 202,402

SUITE AREA	602.24 sq. ft.	55.95 sq. m.
BALCONY AREA	110.65 sq. ft.	10.28 sq. m.
TOTAL AREA	712.89 sq. ft.	66.23 sq. m.

KEY SECTION

KEY PLAN

Rooftop
5
4
3
2
1
Ground Floor
Basement 1
Basement 2



FLOOR PLAN 1. All dimensions are in imperial and metric, and measured from finish to finish excluding construction tolerances. 2. All materials, dimensions, and drawings are approximate only. 3. Information is subject to change without notice, at developer's absolute discretion. 4. Actual area may vary from the stated area. 5. Drawings not to scale. 6. All images used are for illustrative purposes only and do not represent the actual size, features, specifications, fittings, and furnishings. 7. The developer reserves the right to make revisions/alterations, at it's absolute discretion, without any liability whatsoever.

# AMIS

# WOODLĀND TERRACES

by

# AMIS

2 BEDROOMS

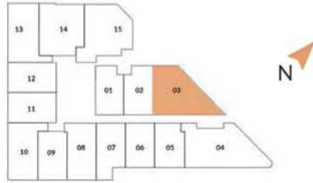
UNIT #. 203,403

SUITE AREA	966.06 sq. ft.	89.75 sq. m.
BALCONY AREA	246.92 sq. ft.	22.94 sq. m.
TOTAL AREA	1212.99 sq. ft.	112.69 sq. m.

KEY SECTION

KEY PLAN

Rooftop
5
4
3
2
1
Ground Floor
Basement 1
Basement 2



FLOOR PLAN 1. All dimensions are in imperial and metric, and measured from finish to finish excluding construction tolerances. 2. All materials, dimensions, and drawings are approximate only. 3. Information is subject to change without notice, at developer's absolute discretion. 4. Actual area may vary from the stated area. 5. Drawings not to scale. 6. All images used are for illustrative purposes only and do not represent the actual size, features, specifications, fittings, and furnishings. 7. The developer reserves the right to make revisions/alterations, at its absolute discretion, without any liability whatsoever.

# AMIS

# WOODLÄND TERRACES

by  
**AMIS**

**1 BEDROOM**

UNIT #: 205,405

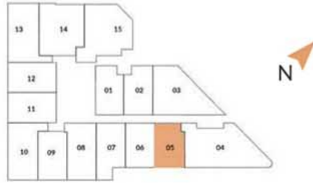
SUITE AREA	550.25 sq. ft.	51.12 sq. m.
BALCONY AREA	111.62 sq. ft.	10.37 sq. m.
TOTAL AREA	661.87 sq. ft.	61.49 sq. m.



KEY SECTION

KEY PLAN

Rooftop
5
4
3
2
1
Ground Floor
Basement 1
Basement 2



FLOOR PLAN 1. All dimensions are in imperial and metric, and measured from finish to finish excluding construction tolerances. 2. All materials, dimensions, and drawings are approximate only. 3. Information is subject to change without notice, at developer's absolute discretion. 4. Actual area may vary from the stated area. 5. Drawings not to scale. 6. All images used are for illustrative purposes only and do not represent the actual size, features, specifications, fittings, and furnishings. 7. The developer reserves the right to make revisions/alterations, at its absolute discretion, without any liability whatsoever.

**AMIS**

# WOODLÄND TERRACES

by  
**AMIS**

**1 BEDROOM**

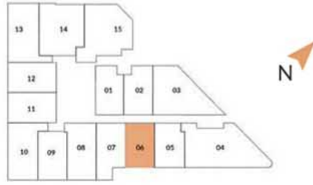
UNIT #: 206,406

SUITE AREA	567.69 sq. ft.	52.74 sq. m.
BALCONY AREA	111.62 sq. ft.	10.37 sq. m.
TOTAL AREA	679.31 sq. ft.	63.11 sq. m.

KEY SECTION

KEY PLAN

Rooftop
5
4
3
2
1
Ground Floor
Basement 1
Basement 2



FLOOR PLAN 1. All dimensions are in imperial and metric, and measured from finish to finish excluding construction tolerances. 2. All materials, dimensions, and drawings are approximate only. 3. Information is subject to change without notice, at developer's absolute discretion. 4. Actual area may vary from the stated area. 5. Drawings not to scale. 6. All images used are for illustrative purposes only and do not represent the actual size, features, specifications, fittings, and furnishings. 7. The developer reserves the right to make revisions/alterations, at its absolute discretion, without any liability whatsoever.

**AMIS**

# WOODLÄND TERRACES

by

# AMIS

1 BEDROOM

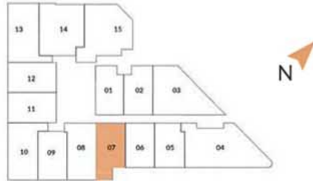
UNIT #: 207,407

SUITE AREA	624.52 sq. ft.	58.02 sq. m.
BALCONY AREA	155.75 sq. ft.	14.47 sq. m.
TOTAL AREA	780.28 sq. ft.	72.49 sq. m.

KEY SECTION

KEY PLAN

Rooftop
5
4
3
2
1
Ground Floor
Basement 1
Basement 2



FLOOR PLAN 1. All dimensions are in imperial and metric, and measured from finish to finish excluding construction tolerances. 2. All materials, dimensions, and drawings are approximate only. 3. Information is subject to change without notice, at developer's absolute discretion. 4. Actual area may vary from the stated area. 5. Drawings not to scale. 6. All images used are for illustrative purposes only and do not represent the actual size, features, specifications, fittings, and furnishings. 7. The developer reserves the right to make revisions/alterations, at its absolute discretion, without any liability whatsoever.

# AMIS

# WOODLÄND TERRACES

by  
**AMIS**

**1 BEDROOM**

UNIT #: 208,408

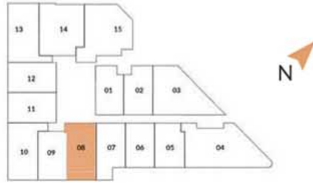
SUITE AREA	709.66 sq. ft.	65.93 sq. m.
BALCONY AREA	137.02 sq. ft.	12.73 sq. m.
TOTAL AREA	846.69 sq. ft.	78.66 sq. m.



KEY SECTION

KEY PLAN

Rooftop
5
4
3
2
1
Ground Floor
Basement 1
Basement 2



FLOOR PLAN 1. All dimensions are in imperial and metric, and measured from finish to finish excluding construction tolerances. 2. All materials, dimensions, and drawings are approximate only. 3. Information is subject to change without notice, at developer's absolute discretion. 4. Actual area may vary from the stated area. 5. Drawings not to scale. 6. All images used are for illustrative purposes only and do not represent the actual size, features, specifications, fittings, and furnishings. 7. The developer reserves the right to make revisions/alterations, at its absolute discretion, without any liability whatsoever.

**AMIS**

# WOODLÄND TERRACES

by  
**AMIS**

**1 BEDROOM**

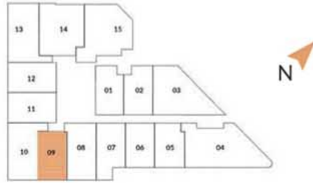
UNIT #: 209,409

SUITE AREA	615.91 sq. ft.	57.22 sq. m.
BALCONY AREA	125.29 sq. ft.	11.64 sq. m.
TOTAL AREA	741.20 sq. ft.	68.86 sq. m.

KEY SECTION

KEY PLAN

Rooftop
5
4
3
2
1
Ground Floor
Basement 1
Basement 2



FLOOR PLAN 1. All dimensions are in imperial and metric, and measured from finish to finish excluding construction tolerances. 2. All materials, dimensions, and drawings are approximate only. 3. Information is subject to change without notice, at developer's absolute discretion. 4. Actual area may vary from the stated area. 5. Drawings not to scale. 6. All images used are for illustrative purposes only and do not represent the actual size, features, specifications, fittings, and furnishings. 7. The developer reserves the right to make revisions/alterations, at its absolute discretion, without any liability whatsoever.

**AMIS**

# WOODLÄND TERRACES

by  
**AMIS**

2 BEDROOMS

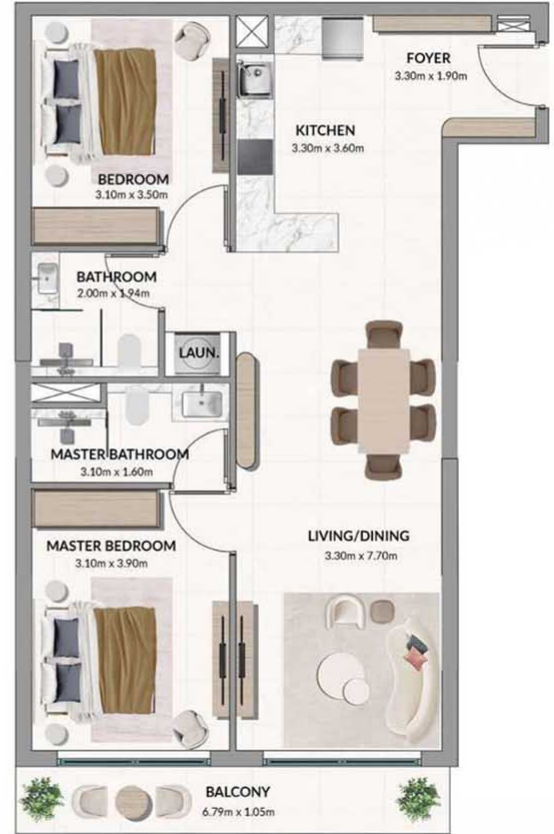
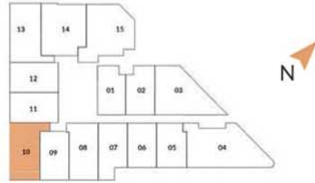
UNIT #: 210,410

SUITE AREA	862.94 sq. ft.	80.17 sq. m.
BALCONY AREA	83.53 sq. ft.	7.76 sq. m.
TOTAL AREA	946.47 sq. ft.	87.93 sq. m.

KEY SECTION

Rooftop
5
4
3
2
1
Ground Floor
Basement 1
Basement 2

KEY PLAN



FLOOR PLAN 1. All dimensions are in imperial and metric, and measured from finish to finish excluding construction tolerances. 2. All materials, dimensions, and drawings are approximate only. 3. Information is subject to change without notice, at developer's absolute discretion. 4. Actual area may vary from the stated area. 5. Drawings not to scale. 6. All images used are for illustrative purposes only and do not represent the actual size, features, specifications, fittings, and furnishings. 7. The developer reserves the right to make revisions/alterations, at it's absolute discretion, without any liability whatsoever.

AMIS

# WOODLĀND TERRACES

by

# AMIS

1 BEDROOM

UNIT #: 211,411

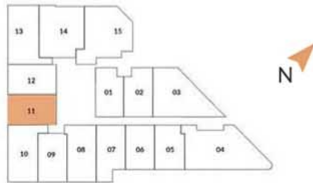
SUITE AREA	574.25 sq. ft.	53.35 sq. m.
BALCONY AREA	175.56 sq. ft.	16.31 sq. m.
TOTAL AREA	749.81 sq. ft.	69.66 sq. m.



KEY SECTION

KEY PLAN

Rooftop
5
4
3
2
1
Ground Floor
Basement 1
Basement 2



FLOOR PLAN 1. All dimensions are in imperial and metric, and measured from finish to finish excluding construction tolerances. 2. All materials, dimensions, and drawings are approximate only. 3. Information is subject to change without notice, at developer's absolute discretion. 4. Actual area may vary from the stated area. 5. Drawings not to scale. 6. All images used are for illustrative purposes only and do not represent the actual size, features, specifications, fittings, and furnishings. 7. The developer reserves the right to make revisions/alterations, at its absolute discretion, without any liability whatsoever.

# AMIS

# WOODLĀND TERRACES

by

# AMIS

1 BEDROOM

UNIT #: 212,412

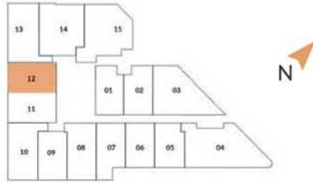
SUITE AREA	574.25 sq. ft.	53.35 sq. m.
BALCONY AREA	175.56 sq. ft.	16.31 sq. m.
TOTAL AREA	749.81 sq. ft.	69.66 sq. m.



KEY SECTION

KEY PLAN

Rooftop
5
4
3
2
1
Ground Floor
Basement 1
Basement 2



FLOOR PLAN 1. All dimensions are in imperial and metric, and measured from finish to finish excluding construction tolerances. 2. All materials, dimensions, and drawings are approximate only. 3. Information is subject to change without notice, at developer's absolute discretion. 4. Actual area may vary from the stated area. 5. Drawings not to scale. 6. All images used are for illustrative purposes only and do not represent the actual size, features, specifications, fittings, and furnishings. 7. The developer reserves the right to make revisions/alterations, at its absolute discretion, without any liability whatsoever.

# AMIS

# WOODLĀND TERRACES

by

# AMIS

2 BEDROOMS

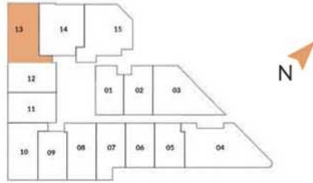
UNIT #: 213,413

SUITE AREA	915.79 sq. ft.	85.08 sq. m.
BALCONY AREA	116.90 sq. ft.	10.86 sq. m.
TOTAL AREA	1032.69 sq. ft.	95.94 sq. m.

KEY SECTION

KEY PLAN

Rooftop
5
4
3
2
1
Ground Floor
Basement 1
Basement 2



FLOOR PLAN 1. All dimensions are in imperial and metric, and measured from finish to finish excluding construction tolerances. 2. All materials, dimensions, and drawings are approximate only. 3. Information is subject to change without notice, at developer's absolute discretion. 4. Actual area may vary from the stated area. 5. Drawings not to scale. 6. All images used are for illustrative purposes only and do not represent the actual size, features, specifications, fittings, and furnishings. 7. The developer reserves the right to make revisions/alterations, at it's absolute discretion, without any liability whatsoever.

# AMIS

# WOODLÄND TERRACES

by  
**AMIS**

2 BEDROOMS

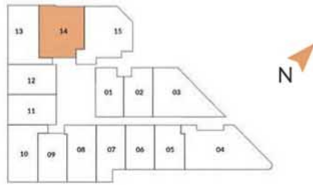
UNIT #: 214,414

SUITE AREA	1007.50 sq. ft.	93.6 sq. m.
BALCONY AREA	186.43 sq. ft.	17.32 sq. m.
TOTAL AREA	1193.93 sq. ft.	110.92 sq. m.

KEY SECTION

KEY PLAN

Rooftop
5
4
3
2
1
Ground Floor
Basement 1
Basement 2



FLOOR PLAN 1. All dimensions are in imperial and metric, and measured from finish to finish excluding construction tolerances. 2. All materials, dimensions, and drawings are approximate only. 3. Information is subject to change without notice, at developer's absolute discretion. 4. Actual area may vary from the stated area. 5. Drawings not to scale. 6. All images used are for illustrative purposes only and do not represent the actual size, features, specifications, fittings, and furnishings. 7. The developer reserves the right to make revisions/alterations, at it's absolute discretion, without any liability whatsoever.

**AMIS**

# WOODLÄND TERRACES

by

# AMIS

2 BEDROOMS

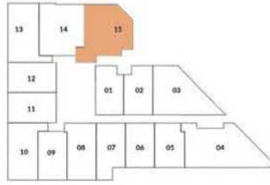
UNIT #: 215,415

SUITE AREA	1044.10 sq. ft.	97 sq. m.
BALCONY AREA	287.50 sq. ft.	26.71 sq. m.
TOTAL AREA	1331.60 sq. ft.	123.71 sq. m.

KEY SECTION

KEY PLAN

Rooftop
5
4
3
2
1
Ground Floor
Basement 1
Basement 2



# AMIS

FLOOR PLAN 1. All dimensions are in imperial and metric, and measured from finish to finish excluding construction tolerances. 2. All materials, dimensions, and drawings are approximate only. 3. Information is subject to change without notice, at developer's absolute discretion. 4. Actual area may vary from the stated area. 5. Drawings not to scale. 6. All images used are for illustrative purposes only and do not represent the actual size, features, specifications, fittings, and furnishings. 7. The developer reserves the right to make revisions/alterations, at it's absolute discretion, without any liability whatsoever.

# WOODLĀND TERRACES

by

# AMIS

1 BEDROOM

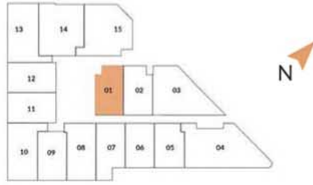
UNIT #: 301

SUITE AREA	601.38 sq. ft.	55.87 sq. m.
BALCONY AREA	112.27 sq. ft.	10.43 sq. m.
TOTAL AREA	713.65 sq. ft.	66.3 sq. m.

KEY SECTION

KEY PLAN

Rooftop
5
4
3
2
1
Ground Floor
Basement 1
Basement 2



FLOOR PLAN 1. All dimensions are in imperial and metric, and measured from finish to finish excluding construction tolerances. 2. All materials, dimensions, and drawings are approximate only. 3. Information is subject to change without notice, at developer's absolute discretion. 4. Actual area may vary from the stated area. 5. Drawings not to scale. 6. All images used are for illustrative purposes only and do not represent the actual size, features, specifications, fittings, and furnishings. 7. The developer reserves the right to make revisions/alterations, at it's absolute discretion, without any liability whatsoever.

# AMIS

# WOODLĀND TERRACES

by

# AMIS

1 BEDROOM

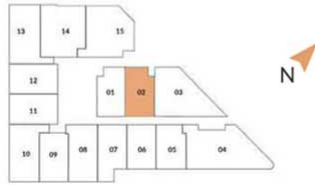
UNIT #: 302

SUITE AREA	602.24 sq. ft.	55.95 sq. m.
BALCONY AREA	112.48 sq. ft.	10.45 sq. m.
TOTAL AREA	714.72 sq. ft.	66.4 sq. m.

KEY SECTION

KEY PLAN

Rooftop
5
4
3
2
1
Ground Floor
Basement 1
Basement 2



FLOOR PLAN 1. All dimensions are in imperial and metric, and measured from finish to finish excluding construction tolerances. 2. All materials, dimensions, and drawings are approximate only. 3. Information is subject to change without notice, at developer's absolute discretion. 4. Actual area may vary from the stated area. 5. Drawings not to scale. 6. All images used are for illustrative purposes only and do not represent the actual size, features, specifications, fittings, and furnishings. 7. The developer reserves the right to make revisions/alterations, at it's absolute discretion, without any liability whatsoever.

# AMIS

# WOODLĀND TERRACES

by

# AMIS

2 BEDROOMS

UNIT #: 303

SUITE AREA	966.06 sq. ft.	89.75 sq. m.
BALCONY AREA	246.92 sq. ft.	22.94 sq. m.
TOTAL AREA	1212.99 sq. ft.	112.69 sq. m.

KEY SECTION

Rooftop
5
4
3
2
1
Ground Floor
Basement 1
Basement 2

KEY PLAN



FLOOR PLAN 1. All dimensions are in imperial and metric, and measured from finish to finish excluding construction tolerances. 2. All materials, dimensions, and drawings are approximate only. 3. Information is subject to change without notice, at developer's absolute discretion. 4. Actual area may vary from the stated area. 5. Drawings not to scale. 6. All images used are for illustrative purposes only and do not represent the actual size, features, specifications, fittings, and furnishings. 7. The developer reserves the right to make revisions/alterations, at its absolute discretion, without any liability whatsoever.

# AMIS

# WOODLÄND TERRACES

by  
**AMIS**

**1 BEDROOM**

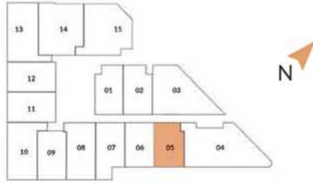
UNIT #: 305

SUITE AREA	550.25 sq. ft.	51.12 sq. m.
BALCONY AREA	111.62 sq. ft.	10.37 sq. m.
TOTAL AREA	661.87 sq. ft.	61.49 sq. m.

KEY SECTION

KEY PLAN

Rooftop
5
4
3
2
1
Ground Floor
Basement 1
Basement 2



FLOOR PLAN 1. All dimensions are in imperial and metric, and measured from finish to finish excluding construction tolerances. 2. All materials, dimensions, and drawings are approximate only. 3. Information is subject to change without notice, at developer's absolute discretion. 4. Actual area may vary from the stated area. 5. Drawings not to scale. 6. All images used are for illustrative purposes only and do not represent the actual size, features, specifications, fittings, and furnishings. 7. The developer reserves the right to make revisions/alterations, at its absolute discretion, without any liability whatsoever.

**AMIS**

# WOODLÄND TERRACES

by  
**AMIS**

**1 BEDROOM**

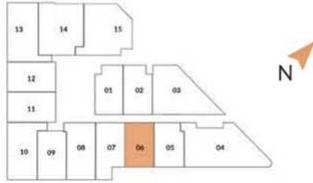
UNIT #: 306

SUITE AREA	567.69 sq. ft.	52.74 sq. m.
BALCONY AREA	111.62 sq. ft.	10.37 sq. m.
TOTAL AREA	679.31 sq. ft.	63.11 sq. m.

KEY SECTION

Rooftop
5
4
3
2
1
Ground Floor
Basement 1
Basement 2

KEY PLAN



FLOOR PLAN 1. All dimensions are in imperial and metric, and measured from finish to finish excluding construction tolerances. 2. All materials, dimensions, and drawings are approximate only. 3. Information is subject to change without notice, at developer's absolute discretion. 4. Actual area may vary from the stated area. 5. Drawings not to scale. 6. All images used are for illustrative purposes only and do not represent the actual size, features, specifications, fittings, and furnishings. 7. The developer reserves the right to make revisions/alterations, at it's absolute discretion, without any liability whatsoever.

**AMIS**

# WOODLÄND TERRACES

by

# AMIS

1 BEDROOM

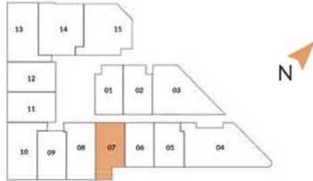
UNIT #: 307

SUITE AREA	624.52 sq. ft.	58.02 sq. m.
BALCONY AREA	152.20 sq. ft.	14.14 sq. m.
TOTAL AREA	776.72 sq. ft.	72.16 sq. m.

KEY SECTION

KEY PLAN

Rooftop
5
4
3
2
1
Ground Floor
Basement 1
Basement 2



FLOOR PLAN 1. All dimensions are in imperial and metric, and measured from finish to finish excluding construction tolerances. 2. All materials, dimensions, and drawings are approximate only. 3. Information is subject to change without notice, at developer's absolute discretion. 4. Actual area may vary from the stated area. 5. Drawings not to scale. 6. All images used are for illustrative purposes only and do not represent the actual size, features, specifications, fittings, and furnishings. 7. The developer reserves the right to make revisions/alterations, at its absolute discretion, without any liability whatsoever.

# AMIS

# WOODLÄND TERRACES

by  
**AMIS**

1 BEDROOM

UNIT #: 308

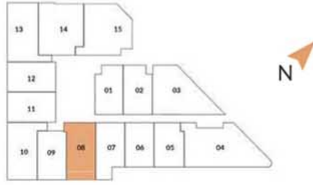
SUITE AREA	709.66 sq. ft.	65.93 sq. m.
BALCONY AREA	140.58 sq. ft.	13.06 sq. m.
TOTAL AREA	850.24 sq. ft.	78.99 sq. m.



KEY SECTION

KEY PLAN

Rooftop
5
4
3
2
1
Ground Floor
Basement 1
Basement 2



FLOOR PLAN 1. All dimensions are in imperial and metric, and measured from finish to finish excluding construction tolerances. 2. All materials, dimensions, and drawings are approximate only. 3. Information is subject to change without notice, at developer's absolute discretion. 4. Actual area may vary from the stated area. 5. Drawings not to scale. 6. All images used are for illustrative purposes only and do not represent the actual size, features, specifications, fittings, and furnishings. 7. The developer reserves the right to make revisions/alterations, at its absolute discretion, without any liability whatsoever.

AMIS

# WOODLÄND TERRACES

by  
**AMIS**

**1 BEDROOM**

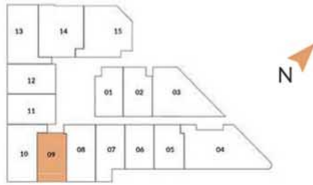
UNIT #: 309

SUITE AREA	615.91 sq. ft.	57.22 sq. m.
BALCONY AREA	93.65 sq. ft.	8.7 sq. m.
TOTAL AREA	709.56 sq. ft.	65.92 sq. m.

KEY SECTION

KEY PLAN

Rooftop
5
4
3
2
1
Ground Floor
Basement 1
Basement 2



FLOOR PLAN 1. All dimensions are in imperial and metric, and measured from finish to finish excluding construction tolerances. 2. All materials, dimensions, and drawings are approximate only. 3. Information is subject to change without notice, at developer's absolute discretion. 4. Actual area may vary from the stated area. 5. Drawings not to scale. 6. All images used are for illustrative purposes only and do not represent the actual size, features, specifications, fittings, and furnishings. 7. The developer reserves the right to make revisions/alterations, at it's absolute discretion, without any liability whatsoever.

**AMIS**

# WOODLÄND TERRACES

by  
**AMIS**

2 BEDROOMS

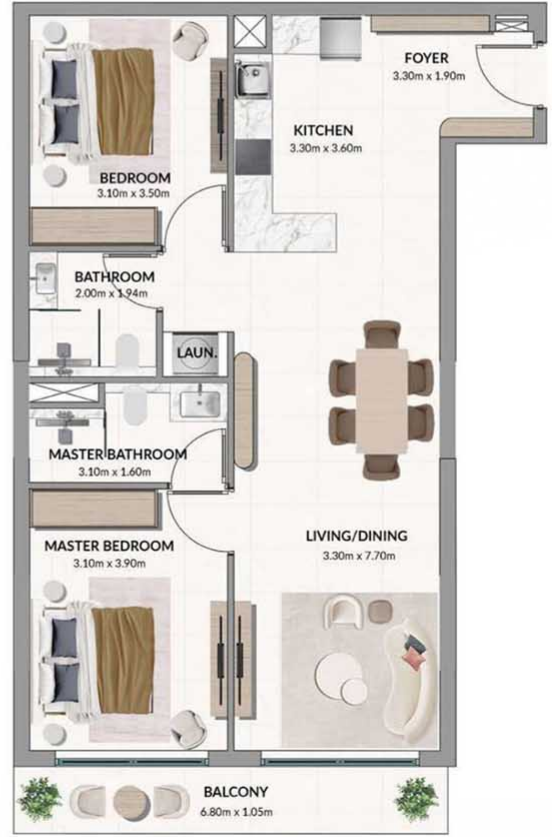
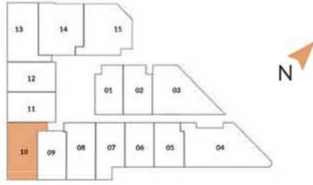
UNIT #: 310

SUITE AREA	862.94 sq. ft.	80.17 sq. m.
BALCONY AREA	83.53 sq. ft.	7.76 sq. m.
TOTAL AREA	946.47 sq. ft.	87.93 sq. m.

KEY SECTION

Rooftop
5
4
3
2
1
Ground Floor
Basement 1
Basement 2

KEY PLAN



FLOOR PLAN 1. All dimensions are in imperial and metric, and measured from finish to finish excluding construction tolerances. 2. All materials, dimensions, and drawings are approximate only. 3. Information is subject to change without notice, at developer's absolute discretion. 4. Actual area may vary from the stated area. 5. Drawings not to scale. 6. All images used are for illustrative purposes only and do not represent the actual size, features, specifications, fittings, and furnishings. 7. The developer reserves the right to make revisions/alterations, at it's absolute discretion, without any liability whatsoever.

**AMIS**

# WOODLĀND TERRACES

by

# AMIS

1 BEDROOM

UNIT #: 311

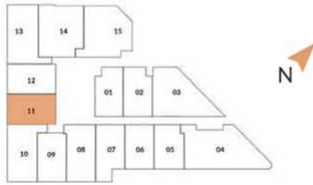
SUITE AREA	574.25 sq. ft.	53.35 sq. m.
BALCONY AREA	175.56 sq. ft.	16.31 sq. m.
TOTAL AREA	749.81 sq. ft.	69.66 sq. m.



KEY SECTION

KEY PLAN

Rooftop
5
4
3
2
1
Ground Floor
Basement 1
Basement 2



FLOOR PLAN 1. All dimensions are in imperial and metric, and measured from finish to finish excluding construction tolerances. 2. All materials, dimensions, and drawings are approximate only. 3. Information is subject to change without notice, at developer's absolute discretion. 4. Actual area may vary from the stated area. 5. Drawings not to scale. 6. All images used are for illustrative purposes only and do not represent the actual size, features, specifications, fittings, and furnishings. 7. The developer reserves the right to make revisions/alterations, at its absolute discretion, without any liability whatsoever.

# AMIS

# WOODLÄND TERRACES

by

# AMIS

1 BEDROOM

UNIT #: 312

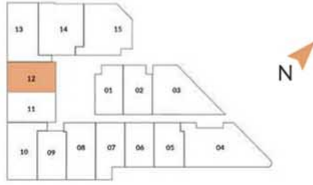
SUITE AREA	574.25 sq. ft.	53.35 sq. m.
BALCONY AREA	175.56 sq. ft.	16.31 sq. m.
TOTAL AREA	749.81 sq. ft.	69.66 sq. m.



KEY SECTION

KEY PLAN

Rooftop
5
4
3
2
1
Ground Floor
Basement 1
Basement 2



FLOOR PLAN 1. All dimensions are in imperial and metric, and measured from finish to finish excluding construction tolerances. 2. All materials, dimensions, and drawings are approximate only. 3. Information is subject to change without notice, at developer's absolute discretion. 4. Actual area may vary from the stated area. 5. Drawings not to scale. 6. All images used are for illustrative purposes only and do not represent the actual size, features, specifications, fittings, and furnishings. 7. The developer reserves the right to make revisions/alterations, at its absolute discretion, without any liability whatsoever.

# AMIS

# WOODLĀND TERRACES

by

# AMIS

2 BEDROOMS

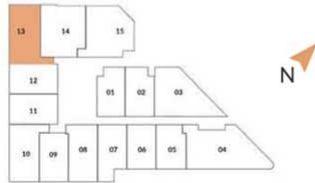
UNIT #: 313

SUITE AREA	915.79 sq. ft.	85.08 sq. m.
BALCONY AREA	116.90 sq. ft.	10.86 sq. m.
TOTAL AREA	1032.69 sq. ft.	95.94 sq. m.

KEY SECTION

Rooftop
5
4
3
2
1
Ground Floor
Basement 1
Basement 2

KEY PLAN



FLOOR PLAN 1. All dimensions are in imperial and metric, and measured from finish to finish excluding construction tolerances. 2. All materials, dimensions, and drawings are approximate only. 3. Information is subject to change without notice, at developer's absolute discretion. 4. Actual area may vary from the stated area. 5. Drawings not to scale. 6. All images used are for illustrative purposes only and do not represent the actual size, features, specifications, fittings, and furnishings. 7. The developer reserves the right to make revisions/alterations, at its absolute discretion, without any liability whatsoever.

# AMIS

# WOODLĀND TERRACES

by

# AMIS

2 BEDROOMS

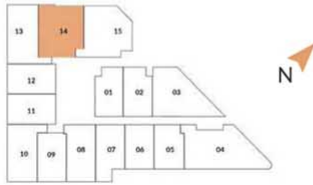
UNIT #: 314

SUITE AREA	1007.50 sq. ft.	93.6 sq. m.
BALCONY AREA	186.43 sq. ft.	17.32 sq. m.
TOTAL AREA	1193.93 sq. ft.	110.92 sq. m.

KEY SECTION

KEY PLAN

Rooftop
5
4
3
2
1
Ground Floor
Basement 1
Basement 2



FLOOR PLAN 1. All dimensions are in imperial and metric, and measured from finish to finish excluding construction tolerances. 2. All materials, dimensions, and drawings are approximate only. 3. Information is subject to change without notice, at developer's absolute discretion. 4. Actual area may vary from the stated area. 5. Drawings not to scale. 6. All images used are for illustrative purposes only and do not represent the actual size, features, specifications, fittings, and furnishings. 7. The developer reserves the right to make revisions/alterations, at its absolute discretion, without any liability whatsoever.

# AMIS

# WOODLĀND TERRACES

by

# AMIS

2 BEDROOMS

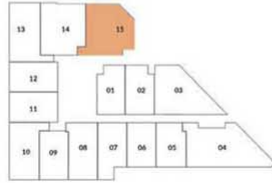
UNIT #: 315

SUITE AREA	1044.10 sq. ft.	97 sq. m.
BALCONY AREA	287.50 sq. ft.	26.71 sq. m.
TOTAL AREA	1331.60 sq. ft.	123.71 sq. m.

KEY SECTION

Rooftop
5
4
3
2
1
Ground Floor
Basement 1
Basement 2

KEY PLAN



FLOOR PLAN 1. All dimensions are in imperial and metric, and measured from finish to finish excluding construction tolerances. 2. All materials, dimensions, and drawings are approximate only. 3. Information is subject to change without notice, at developer's absolute discretion. 4. Actual area may vary from the stated area. 5. Drawings not to scale. 6. All images used are for illustrative purposes only and do not represent the actual size, features, specifications, fittings, and furnishings. 7. The developer reserves the right to make revisions/alterations, at it's absolute discretion, without any liability whatsoever.

# AMIS

# WOODLĀND TERRACES

by

# AMIS

1 BEDROOM

UNIT #: 501

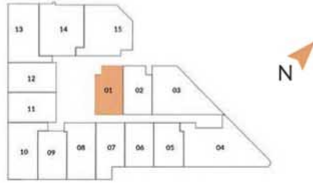
SUITE AREA	595.03 sq. ft.	55.28 sq. m.
BALCONY AREA	116.68 sq. ft.	10.84 sq. m.
TOTAL AREA	711.71 sq. ft.	66.12 sq. m.



KEY SECTION

KEY PLAN

Rooftop
5
4
3
2
1
Ground Floor
Basement 1
Basement 2



FLOOR PLAN 1. All dimensions are in imperial and metric, and measured from finish to finish excluding construction tolerances. 2. All materials, dimensions, and drawings are approximate only. 3. Information is subject to change without notice, at developer's absolute discretion. 4. Actual area may vary from the stated area. 5. Drawings not to scale. 6. All images used are for illustrative purposes only and do not represent the actual size, features, specifications, fittings, and furnishings. 7. The developer reserves the right to make revisions/alterations, at its absolute discretion, without any liability whatsoever.

# AMIS

# WOODLÄND TERRACES

by

# AMIS

1 BEDROOM

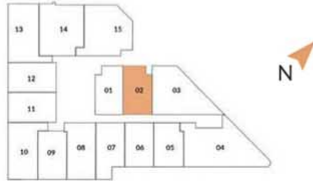
UNIT #: 502

SUITE AREA	595.67 sq. ft.	55.34 sq. m.
BALCONY AREA	117.86 sq. ft.	10.95 sq. m.
TOTAL AREA	713.54 sq. ft.	66.29 sq. m.

KEY SECTION

KEY PLAN

Rooftop
5
4
3
2
1
Ground Floor
Basement 1
Basement 2



FLOOR PLAN 1. All dimensions are in imperial and metric, and measured from finish to finish excluding construction tolerances. 2. All materials, dimensions, and drawings are approximate only. 3. Information is subject to change without notice, at developer's absolute discretion. 4. Actual area may vary from the stated area. 5. Drawings not to scale. 6. All images used are for illustrative purposes only and do not represent the actual size, features, specifications, fittings, and furnishings. 7. The developer reserves the right to make revisions/alterations, at its absolute discretion, without any liability whatsoever.

# AMIS

# WOODLĀND TERRACES

by  
**AMIS**

2 BEDROOMS

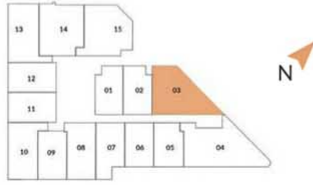
UNIT #: 503

SUITE AREA	785.98 sq. ft.	73.02 sq. m.
BALCONY AREA	427.33 sq. ft.	39.7 sq. m.
TOTAL AREA	1213.31 sq. ft.	112.72 sq. m.

KEY SECTION

KEY PLAN

Rooftop
5
4
3
2
1
Ground Floor
Basement 1
Basement 2



FLOOR PLAN 1. All dimensions are in imperial and metric, and measured from finish to finish excluding construction tolerances. 2. All materials, dimensions, and drawings are approximate only. 3. Information is subject to change without notice, at developer's absolute discretion. 4. Actual area may vary from the stated area. 5. Drawings not to scale. 6. All images used are for illustrative purposes only and do not represent the actual size, features, specifications, fittings, and furnishings. 7. The developer reserves the right to make revisions/alterations, at its absolute discretion, without any liability whatsoever.

**AMIS**

# WOODLĀND TERRACES

by

# AMIS

2 BEDROOMS

UNIT #: 504

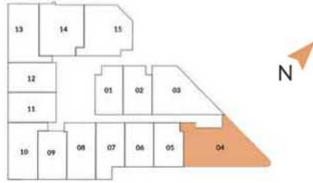
SUITE AREA	999 sq. ft.	92.81 sq. m.
BALCONY AREA	648.53 sq. ft.	60.25 sq. m.
TOTAL AREA	1647.52 sq. ft.	153.06 sq. m.



KEY SECTION

KEY PLAN

Rooftop
5
4
3
2
1
Ground Floor
Basement 1
Basement 2



FLOOR PLAN 1. All dimensions are in imperial and metric, and measured from finish to finish excluding construction tolerances. 2. All materials, dimensions, and drawings are approximate only. 3. Information is subject to change without notice, at developer's absolute discretion. 4. Actual area may vary from the stated area. 5. Drawings not to scale. 6. All images used are for illustrative purposes only and do not represent the actual size, features, specifications, fittings, and furnishings. 7. The developer reserves the right to make revisions/alterations, at its absolute discretion, without any liability whatsoever.

# AMIS

# WOODLÄND TERRACES

by  
**AMIS**

**1 BEDROOM**

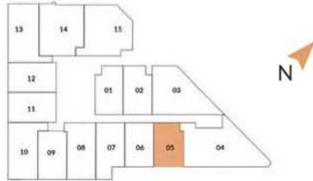
UNIT #: 505

SUITE AREA	560.69 sq. ft.	52.09 sq. m.
BALCONY AREA	118.62 sq. ft.	11.02 sq. m.
TOTAL AREA	679.31 sq. ft.	63.11 sq. m.

KEY SECTION

KEY PLAN

Rooftop
5
4
3
2
1
Ground Floor
Basement 1
Basement 2



FLOOR PLAN 1. All dimensions are in imperial and metric, and measured from finish to finish excluding construction tolerances. 2. All materials, dimensions, and drawings are approximate only. 3. Information is subject to change without notice, at developer's absolute discretion. 4. Actual area may vary from the stated area. 5. Drawings not to scale. 6. All images used are for illustrative purposes only and do not represent the actual size, features, specifications, fittings, and furnishings. 7. The developer reserves the right to make revisions/alterations, at its absolute discretion, without any liability whatsoever.

**AMIS**

# WOODLÄND TERRACES

by  
**AMIS**

**1 BEDROOM**

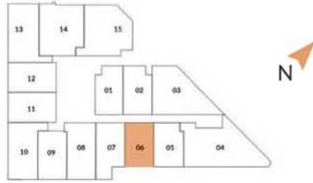
UNIT #: 506

SUITE AREA	560.69 sq. ft.	52.09 sq. m.
BALCONY AREA	118.62 sq. ft.	11.02 sq. m.
TOTAL AREA	679.31 sq. ft.	63.11 sq. m.

KEY SECTION

KEY PLAN

Rooftop
5
4
3
2
1
Ground Floor
Basement 1
Basement 2



FLOOR PLAN 1. All dimensions are in imperial and metric, and measured from finish to finish excluding construction tolerances. 2. All materials, dimensions, and drawings are approximate only. 3. Information is subject to change without notice, at developer's absolute discretion. 4. Actual area may vary from the stated area. 5. Drawings not to scale. 6. All images used are for illustrative purposes only and do not represent the actual size, features, specifications, fittings, and furnishings. 7. The developer reserves the right to make revisions/alterations, at its absolute discretion, without any liability whatsoever.

**AMIS**

# WOODLÄND TERRACES

by

# AMIS

1 BEDROOM

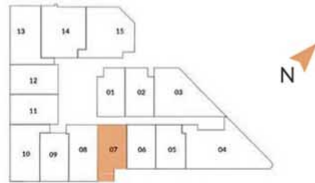
UNIT #: 507

SUITE AREA	558.97 sq. ft.	51.93 sq. m.
BALCONY AREA	221.74 sq. ft.	20.6 sq. m.
TOTAL AREA	780.71 sq. ft.	72.53 sq. m.

KEY SECTION

Rooftop
5
4
3
2
1
Ground Floor
Basement 1
Basement 2

KEY PLAN



FLOOR PLAN 1. All dimensions are in imperial and metric, and measured from finish to finish excluding construction tolerances. 2. All materials, dimensions, and drawings are approximate only. 3. Information is subject to change without notice, at developer's absolute discretion. 4. Actual area may vary from the stated area. 5. Drawings not to scale. 6. All images used are for illustrative purposes only and do not represent the actual size, features, specifications, fittings, and furnishings. 7. The developer reserves the right to make revisions/alterations, at it's absolute discretion, without any liability whatsoever.

# AMIS

# WOODLÄND TERRACES

by  
**AMIS**

**1 BEDROOM**

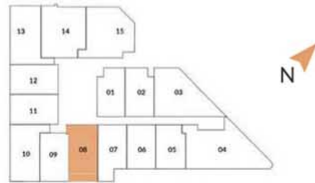
UNIT #: 508

SUITE AREA	643.14 sq. ft.	59.75 sq. m.
BALCONY AREA	233.68 sq. ft.	21.71 sq. m.
TOTAL AREA	876.83 sq. ft.	81.46 sq. m.

KEY SECTION

Rooftop
5
4
3
2
1
Ground Floor
Basement 1
Basement 2

KEY PLAN



FLOOR PLAN 1. All dimensions are in imperial and metric, and measured from finish to finish excluding construction tolerances. 2. All materials, dimensions, and drawings are approximate only. 3. Information is subject to change without notice, at developer's absolute discretion. 4. Actual area may vary from the stated area. 5. Drawings not to scale. 6. All images used are for illustrative purposes only and do not represent the actual size, features, specifications, fittings, and furnishings. 7. The developer reserves the right to make revisions/alterations, at its absolute discretion, without any liability whatsoever.

**AMIS**

# WOODLÄND TERRACES

by  
**AMIS**

**1 BEDROOM**

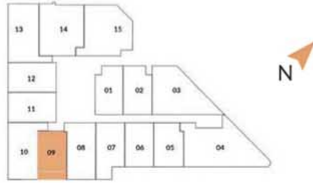
UNIT #: 509

SUITE AREA	504.18 sq. ft.	46.84 sq. m.
BALCONY AREA	233.79 sq. ft.	21.72 sq. m.
TOTAL AREA	737.97 sq. ft.	68.56 sq. m.

KEY SECTION

Rooftop
5
4
3
2
1
Ground Floor
Basement 1
Basement 2

KEY PLAN



FLOOR PLAN 1. All dimensions are in imperial and metric, and measured from finish to finish excluding construction tolerances. 2. All materials, dimensions, and drawings are approximate only. 3. Information is subject to change without notice, at developer's absolute discretion. 4. Actual area may vary from the stated area. 5. Drawings not to scale. 6. All images used are for illustrative purposes only and do not represent the actual size, features, specifications, fittings, and furnishings. 7. The developer reserves the right to make revisions/alterations, at its absolute discretion, without any liability whatsoever.

**AMIS**

# WOODLÄND TERRACES

by

# AMIS

1 BEDROOM

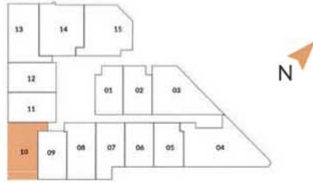
UNIT #: 510

SUITE AREA	710.31 sq. ft.	65.99 sq. m.
BALCONY AREA	244.23 sq. ft.	22.69 sq. m.
TOTAL AREA	954.54 sq. ft.	88.68 sq. m.

KEY SECTION

KEY PLAN

Rooftop
5
4
3
2
1
Ground Floor
Basement 1
Basement 2



FLOOR PLAN 1. All dimensions are in imperial and metric, and measured from finish to finish excluding construction tolerances. 2. All materials, dimensions, and drawings are approximate only. 3. Information is subject to change without notice, at developer's absolute discretion. 4. Actual area may vary from the stated area. 5. Drawings not to scale. 6. All images used are for illustrative purposes only and do not represent the actual size, features, specifications, fittings, and furnishings. 7. The developer reserves the right to make revisions/alterations, at its absolute discretion, without any liability whatsoever.

# AMIS

# WOODLĀND TERRACES

by

# AMIS

1 BEDROOM

UNIT #: 511

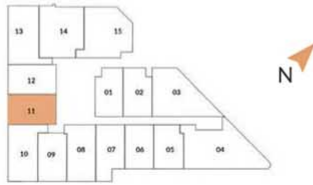
SUITE AREA	566.94 sq. ft.	52.67 sq. m.
BALCONY AREA	182.88 sq. ft.	16.99 sq. m.
TOTAL AREA	749.81 sq. ft.	69.66 sq. m.



KEY SECTION

KEY PLAN

Rooftop
5
4
3
2
1
Ground Floor
Basement 1
Basement 2



FLOOR PLAN 1. All dimensions are in imperial and metric, and measured from finish to finish excluding construction tolerances. 2. All materials, dimensions, and drawings are approximate only. 3. Information is subject to change without notice, at developer's absolute discretion. 4. Actual area may vary from the stated area. 5. Drawings not to scale. 6. All images used are for illustrative purposes only and do not represent the actual size, features, specifications, fittings, and furnishings. 7. The developer reserves the right to make revisions/alterations, at it's absolute discretion, without any liability whatsoever.

# AMIS

# WOODLÄND TERRACES

by

# AMIS

1 BEDROOM

UNIT #: 512

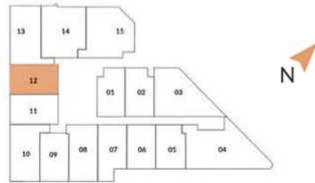
SUITE AREA	566.94 sq. ft.	52.67 sq. m.
BALCONY AREA	182.88 sq. ft.	16.99 sq. m.
TOTAL AREA	749.81 sq. ft.	69.66 sq. m.



KEY SECTION

KEY PLAN

Rooftop
5
4
3
2
1
Ground Floor
Basement 1
Basement 2



FLOOR PLAN 1. All dimensions are in imperial and metric, and measured from finish to finish excluding construction tolerances. 2. All materials, dimensions, and drawings are approximate only. 3. Information is subject to change without notice, at developer's absolute discretion. 4. Actual area may vary from the stated area. 5. Drawings not to scale. 6. All images used are for illustrative purposes only and do not represent the actual size, features, specifications, fittings, and furnishings. 7. The developer reserves the right to make revisions/alterations, at its absolute discretion, without any liability whatsoever.

# AMIS

# WOODLĀND TERRACES

by

# AMIS

2 BEDROOMS

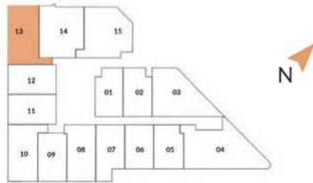
UNIT #: 513

SUITE AREA	884.79 sq. ft.	82.2 sq. m.
BALCONY AREA	145.74 sq. ft.	13.54 sq. m.
TOTAL AREA	1030.54 sq. ft.	95.74 sq. m.

KEY SECTION

KEY PLAN

Rooftop
5
4
3
2
1
Ground Floor
Basement 1
Basement 2



FLOOR PLAN 1. All dimensions are in imperial and metric, and measured from finish to finish excluding construction tolerances. 2. All materials, dimensions, and drawings are approximate only. 3. Information is subject to change without notice, at developer's absolute discretion. 4. Actual area may vary from the stated area. 5. Drawings not to scale. 6. All images used are for illustrative purposes only and do not represent the actual size, features, specifications, fittings, and furnishings. 7. The developer reserves the right to make revisions/alterations, at its absolute discretion, without any liability whatsoever.

# AMIS

# WOODLÄND TERRACES

by

# AMIS

2 BEDROOMS

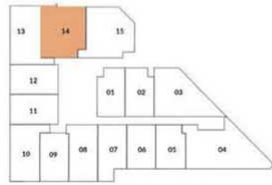
UNIT #: 514

SUITE AREA	1000.51 sq. ft.	92.95 sq. m.
BALCONY AREA	196.55 sq. ft.	18.26 sq. m.
TOTAL AREA	1197.05 sq. ft.	111.21 sq. m.

KEY SECTION

Rooftop
5
4
3
2
1
Ground Floor
Basement 1
Basement 2

KEY PLAN



FLOOR PLAN 1. All dimensions are in imperial and metric, and measured from finish to finish excluding construction tolerances. 2. All materials, dimensions, and drawings are approximate only. 3. Information is subject to change without notice, at developer's absolute discretion. 4. Actual area may vary from the stated area. 5. Drawings not to scale. 6. All images used are for illustrative purposes only and do not represent the actual size, features, specifications, fittings, and furnishings. 7. The developer reserves the right to make revisions/alterations, at its absolute discretion, without any liability whatsoever.

# AMIS

# WOODLĀND TERRACES

by

# AMIS

2 BEDROOMS

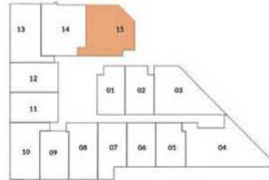
UNIT #: 515

SUITE AREA	985.11 sq. ft.	91.52 sq. m.
BALCONY AREA	342.18 sq. ft.	31.79 sq. m.
TOTAL AREA	1327.30 sq. ft.	123.31 sq. m.

KEY SECTION

Rooftop
5
4
3
2
1
Ground Floor
Basement 1
Basement 2

KEY PLAN



FLOOR PLAN 1. All dimensions are in imperial and metric, and measured from finish to finish excluding construction tolerances. 2. All materials, dimensions, and drawings are approximate only. 3. Information is subject to change without notice, at developer's absolute discretion. 4. Actual area may vary from the stated area. 5. Drawings not to scale. 6. All images used are for illustrative purposes only and do not represent the actual size, features, specifications, fittings, and furnishings. 7. The developer reserves the right to make revisions/alterations, at its absolute discretion, without any liability whatsoever.

# AMIS